



Kinetix Motion Control

Rotary Servo Motors
Linear Motors
Linear Actuators

Servo Drives
Logix 5000 Motion Modules
Motion Accessories



Allen-Bradley

by ROCKWELL AUTOMATION

Selection Guide

Original Instructions

What's Inside

Topic	Page
What's New	3
Kinetix Motion Control Selection Suite	5
Kinetix Integrated Motion	6
Connected Components Platform	7
Select a Kinetix Motion Control System	7
Product Features Comparison	22
Kinetix 5700 Servo Drives	37
Kinetix 5500 Servo Drives	75
Kinetix 5300 Single-axis EtherNet/IP Servo Drives	111
Kinetix 5100 EtherNet/IP Indexing Servo Drives	140
Kinetix 6200 and Kinetix 6500 Modular Servo Drives	159
Kinetix 6000 Multi-axis Servo Drives	178
Kinetix 300 and Kinetix 350 EtherNet/IP Servo Drives	206
Additional Resources	233

Rockwell Automation offers additional products and options that are not covered in this selection guide. For additional product information, see the [Kinetix Motion Control Selection Suite](#) on [page 5](#) and the links to other publications in [Additional Resources](#) on [page 233](#).

Kinetix® motion control products not included in this selection guide, but supported with product specifications, selection examples, and system performance curves include the following:

- Kinetix 3 Component Servo Drives
- Kinetix 2000 Multi-axis Servo Drives
- Kinetix 7000 High Power Servo Drives




For assistance and validation in making final product selections, consider using the Integrated Architecture® Builder tool that is available at <http://www.rockwellautomation.com/global/support/configuration.page>.

Additional product options are available through Encompass™, our third-party product referencing program. For more information about the Encompass program, see <http://www.rockwellautomation.com/global/sales-partners/complementary-products/overview.page>.

What's New

The new Kinetix motion control products include the following.

Motion Control Products	Description	Refer to
 <p>Kinetix 5300 Single-axis EtherNet/IP Servo Drives</p>	<p>The Kinetix 5300 servo drives support integrated motion on the EtherNet/IP network. By using the Studio 5000 Logix Designer[®] application and Logix 5000™ controllers with motion EtherNet/IP™ capability, this cost-effective motion solution delivers high performance and scalability with Kinetix TLP servo motors that are matched to drive ratings for optimized system sizing. In addition, Kinetix 5300 drives also accept high-resolution and incremental feedback types that are required for many of the other Allen-Bradley[®] rotary and linear products.</p> <ul style="list-style-type: none"> • Offers a more comprehensive power range than comparable solutions: <ul style="list-style-type: none"> - 0.40...2.0 kW at 110...230V AC (single-phase and three-phase) - 3.0...15 kW at 230V AC (three-phase) - 0.40...15 kW at 480V AC (three-phase) • TÜV Rheinland certified, PL d, category 3, SIL 2: <ul style="list-style-type: none"> - Hardwired Safe Torque Off (STO) standard, without additional parts or wiring • Features 4 assignable digital inputs (including 2 fast input functions) • Accepts Hiperface, Nikon, Tamagawa, and incremental feedback from Allen-Bradley motors • CIP Security™ communication across the EtherNet/IP network • Induction motor frequency control, closed-loop control, and adaptive tuning 	<ul style="list-style-type: none"> • Page 15 for a flowchart to help you determine if the Kinetix 5300 drive family is a good choice for your application. • Page 111 for an overview of Kinetix 5300 servo drive features. • Page 121 for performance specifications of compatible rotary motion products and Kinetix 5300 drives. • Page 127 for performance specifications of compatible linear motion products and Kinetix 5300 drives.
 <p>Kinetix 5100 EtherNet/IP Indexing Servo Drives</p>	<p>Kinetix 5100 servo drives provide a scalable, cost-effective servo control choice in a single product line. Kinetix 5100 drives support applications with standalone Micro800™ and Logix controllers for a range of performance requirements. With Integrated Architecture capabilities in mind - Kinetix 5100 drives can be readily integrated with specially designed A0Is in applications for Logix 5000 controller users. Designed for versatility, the Kinetix 5100 drives let you select the power you need and the ability to apply that power to fit the unique needs of your application.</p> <ul style="list-style-type: none"> • Offers a more comprehensive power range than comparable solutions: <ul style="list-style-type: none"> - 0.40...2.0 kW at 120...230V AC (single-phase and three-phase) - 3.0...15 kW at 230V AC (three-phase) - 0.40...15 kW at 480V AC (three-phase) • TÜV Rheinland certified, PL d, category 3, SIL 2: <ul style="list-style-type: none"> - Hardwired Safe Torque Off (STO) standard, without additional parts or wiring • Features 10 assignable digital inputs (including 2 fast input functions) and 5 assignable digital outputs • Provides indexing function (with 99 segments) that provides more motion commands than comparable solutions without the need for a control system • Accepts Hiperface, Nikon, Tamagawa, and incremental feedback from Allen-Bradley motors • Helps control system resonance with autotuning feature 	<ul style="list-style-type: none"> • Page 17 for a flowchart to help you determine if the Kinetix 5100 drive family is a good choice for your application. • Page 140 for an overview of Kinetix 5100 servo drive features. • Page 151 for performance specifications of compatible 200V and 400V-class rotary motion products and Kinetix 5100 drives.
 <p>Kinetix TLP Multi-purpose Servo Motors</p>	<p>Kinetix TLP servo motors represent an economy solution for machine designers with a wide range of application needs. Kinetix TLP servo motors, tested and validated for optimal performance with Kinetix 5300 and Kinetix 5100 servo drives, are available with or without 24V DC holding brakes, and a wide-range of other economical and customizable options.</p> <ul style="list-style-type: none"> • Developed to match Kinetix 5300 and Kinetix 5100 servo drives for optimal system performance • 200V and 400V-class windings with up to 15 kW output • 24-bit high-resolution single-turn and multi-turn absolute feedback • On-motor cables (TLP-A046, TLP-A/B070, TLP-A/B090, and TLP-A100 frame sizes) • Military style motor connectors (TLP-A/B115, TLP-A/B145, TLP-A/B200, TLP-A/B235 frame sizes) • Build your own cable options with available connector kits 	<ul style="list-style-type: none"> • Page 11 for an overview of all the Allen-Bradley rotary motor families. • Page 25 to compare features and specifications of Kinetix TLP motors. • Page 121 for Kinetix TLP motor performance with Kinetix 5300 200V and 400V-class drives. • Page 151 for Kinetix TLP motor performance with Kinetix 5100 200V and 400V-class drives.
 <p>Kinetix TLP Motor Power and Feedback Cables</p>	<p>2090-Series Kinetix TLP power and feedback cables are designed to match with Kinetix TLP servo motors and Kinetix 5100 or Kinetix 5300 drives for optimal system performance. Kinetix TLP cables offer up to 50 m (164 ft) in length and a variety of options for your application needs. Other features include:</p> <ul style="list-style-type: none"> • UL Recognized: 18, 16, 12, 8, 6, and 4 AWG power cable <ul style="list-style-type: none"> - UL AWM, 600V, 105 °C construction - cUR AWM I/II A, 600V, 105 °C construction • UL Recognized: Feedback cable <ul style="list-style-type: none"> - UL AWM, 300V, 80 °C construction for up to 20 m (65.6 ft) cable length - UL AWM, 30V, 80 °C construction for 30 m (98.4 ft) and 50 m (164 ft) cable length • UL Recognized: Brake cable <ul style="list-style-type: none"> - UL AWM, 300V, 105 °C construction • Molded connectors for 16 and 18 AWG, military style connectors for 16...4 AWG • PVC cable jacket • Tested for EMC/EMI system performance 	<ul style="list-style-type: none"> • Page 20 for an overview of drive accessories, including Kinetix TLP motor cables. • Page 25 to compare features and specifications of Kinetix TLP cables.


Motion Control Products	Description	Refer to
 <p data-bbox="155 604 375 701">Kinetix 5700 DC-bus Power Supply Single-axis and Dual-axis Inverters</p>	<p data-bbox="418 170 1198 289">The Kinetix 5700 drive family helps expand the value of Integrated Motion and Integrated Safety on the EtherNet/IP network to large custom machine-builder applications. The power range of Kinetix 5700 drives is designed for machines with high axis-counts and high-power requirements. Single and dual-axis inverters are available with integrated and hardwired safe torque-off (STO) and Safe Stop 1 (SS1) safety functions.</p> <ul data-bbox="418 296 1198 741" style="list-style-type: none"> • Large power range designed for machines with high axis counts • DC-bus power supply or regenerative bus supply, 240/480V three-phase operation <ul data-bbox="451 338 1198 369" style="list-style-type: none"> – Multi-axis, DC-bus sharing, extended DC-bus sharing • TÜV Rheinland certified, PL e, category 3, SIL 3 • 2198-xxxx-ERS3 and 2198-xxxx-ERS4 single-axis and dual-axis inverters <ul data-bbox="451 422 1198 453" style="list-style-type: none"> – Hardwired and Integrated STO • 2198-xxxx-ERS3 single-axis and dual-axis (series B) inverters add: <ul data-bbox="451 464 1198 495" style="list-style-type: none"> – Integrated (drive-based) Timed SS1 • 2198-xxxx-ERS4 single-axis and dual-axis inverters add: <ul data-bbox="451 506 1198 569" style="list-style-type: none"> – Integrated (drive-based) Timed SS1 and Monitored SS1 – Integrated (controller-based) SS1, SFX, SS2, SOS, SLS, SLP, SDI, SBC • Single-axis and dual-axis inverters <ul data-bbox="451 590 1198 663" style="list-style-type: none"> – Accepts Hiperface DSL encoder feedback from Kinetix VP motor family – Accepts Hiperface and incremental encoder feedback from Allen-Bradley motors and actuators • Induction motor frequency control, closed-loop control, and adaptive tuning • Integrated motion and integrated safety on the EtherNet/IP network • CIP Security communication across the EtherNet/IP network 	<ul data-bbox="1219 226 1490 688" style="list-style-type: none"> • Page 16 for a flowchart to help you determine if the Kinetix 5700 drive family is a good choice for your application. • Page 37 for an overview of Kinetix 5700 servo drive features. • Page 55 for performance specifications of compatible rotary motion products including Kinetix VPL, VPF, VPH, MPL, MPM, MPF, and MPS (200V-class) servo motors with Kinetix 5700 (240V operation) drives. • Page 68 for performance specifications of compatible linear motion products with Kinetix 5700 drives.
 <p data-bbox="172 1073 350 1115">Kinetix 5700 Single-axis Inverters</p>	<p data-bbox="418 800 1146 852">2198-S263-ERSx and 2198-S312-ERSx single-axis inverters offer the following features and benefits:</p> <ul data-bbox="418 856 1162 1083" style="list-style-type: none"> • Extends Kinetix 5700 drive system as a single platform for motion solutions from 1.6 kW...112 kW • Features and safety options identical to other 2198-Sxxx-ERSx single-axis inverters • Supports Kinetix MPL motors, Kinetix HPK motors, and third-party induction motors up to 112 kW • Regenerates excess energy back to the common DC-bus • Significant cabinet space savings with zero-stack capability and single-cable technology • Power matched solutions with 2198-RP263 and 2198-RP312 regenerative bus supplies, respectively 	<ul data-bbox="1219 800 1490 1083" style="list-style-type: none"> • Page 63 for performance specifications of compatible Kinetix MPL servo motors with Kinetix 5700 2198-S263-ERSx and 2198-S312-ERSx single-axis inverters. • Page 67 for performance specifications of compatible Kinetix HPK servo motors with Kinetix 5700 2198-S263-ERSx and 2198-S312-ERSx single-axis inverters.
 <p data-bbox="123 1388 391 1461">2090-CSxM1xx-xxVAxx PVC and 2090-CSBM1xx-xxLFxx PUR Single Motor Cables</p>	<p data-bbox="418 1140 1198 1234">Similar to our TPE cables, Kinetix PVC and Halogen-free PUR cables are designed in accordance with NFPA-79, include SpeedTec connectors, are designed with DESINA compliant jacket coloring, are available with and without brake wires, and as continuous-flex and standard non-flex cables. Other features include:</p> <ul data-bbox="418 1241 1198 1507" style="list-style-type: none"> • UL Recognized: 18, 14, 10, 8, and 6 AWG bulk cable <ul data-bbox="451 1262 1198 1314" style="list-style-type: none"> – UL AWM, 1000V, 90 °C construction – cUR/CSA AWM I/II A/B, 1000V, 90 °C construction • Rated flex-cycles in linear flexing applications <ul data-bbox="451 1335 1198 1430" style="list-style-type: none"> – 6, 8, 10, 14, and 18 AWG continuous-flex cables and continuous-flex extension cables are suitable for 10 million flex-cycles at 7 times cable diameter or 15 million flex-cycles at 10 times cable diameter – 5 million flex-cycles in bending (tic-toc) applications • PVC and PUR jacket with durable mechanical and chemical properties • FT1 rated flame test • PUR (LF) Halogen-free materials to IEC 60754-1, UL 2885 	<ul data-bbox="1219 1251 1490 1388" style="list-style-type: none"> • Page 20 for an overview of drive accessories, including single motor cables. • Page 34 to compare features and specifications of Kinetix single motor cables.

Kinetix Motion Control Selection Suite

Each publication in the suite is designed to meet a specific need. Use this selection guide to help make initial decisions for the motion control products best suited for your system requirements. This publication provides an overview of Kinetix servo drives, motors, actuators, and motion accessories. Refer to the information below to find the publications that provide detailed product specifications, system examples, cable combinations, and performance curves for your motion control system.

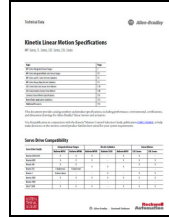
Product Specifications

These technical data publications provide dimensions, certifications, and electrical, environmental, and weight specifications.



Kinetix Rotary Motion Specifications Technical Data, publication [KNX-TD001](#)

- Kinetix VPL, VPC, VPF, VPH, and VPS Servo Motors
- Kinetix MPL, MPM, MPF, and MPS Servo Motors
- Kinetix TLP Multi-purpose Servo Motors
- Kinetix TL and TLY Compact Servo Motors
- Kinetix HPK Asynchronous Servo Motors



Kinetix Linear Motion Specifications Technical Data, publication [KNX-TD002](#)

- LDAT-Series Integrated Linear Thrusters
- Kinetix VPAR Electric Cylinders
- Kinetix MPAS and MPMA Linear Stages
- Kinetix MPAR Electric Cylinders
- Kinetix MPAI Heavy Duty Electric Cylinders
- LDC-Series™ Iron Core Linear Motors
- LDL-Series™ Ironless Linear Motors



Kinetix Servo Drives Specifications Technical Data, publication [KNX-TD003](#)

- Kinetix 5700 Servo Drives
- Kinetix 5500 Servo Drives
- Kinetix 5300 Servo Drives
- Kinetix 5100 Servo Drives
- Kinetix 6200 and Kinetix 6500 Modular Servo Drives
- Kinetix 6000 Multi-axis Servo Drives
- Kinetix 300 and Kinetix 350 EtherNet/IP Servo Drives
- Kinetix 3 Component Servo Drives
- Kinetix 2000 Multi-axis Servo Drives
- Kinetix 7000 High Power Servo Drives




Kinetix Motion Accessories Specifications Technical Data, publication [KNX-TD004](#)

- 2090-Series motor and interface cables
- Drive and motor/actuator cable combinations
- Connector kits and breakout components
- Power components

System-focused Catalog Numbers, Examples, and Performance Curves

System design guide publications help you select the required (drive specific) drive module, power accessory, connector kit, motor cable, and interface cable catalog numbers for your drive and motor/actuator motion control system. Included are system performance specifications and torque/speed curves (rotary motion) and force/velocity curves (linear motion).



Drive Family System Design Guide Publications

- Kinetix 5700 Drive Systems Design Guide, publication [KNX-RM010](#)
- Kinetix 5500 Drive Systems Design Guide, publication [KNX-RM009](#)
- Kinetix 5300 Drive Systems Design Guide, publication [KNX-RM012](#)
- Kinetix 5100 Drive Systems Design Guide, publication [KNX-RM011](#)
- Kinetix 6000 and Kinetix 6200/6500 Drive Systems Design Guide, publication [KNX-RM003](#)
- Kinetix 300/350 Drive Systems Design Guide, publication [KNX-RM004](#)
- Kinetix 3 Drive Systems Design Guide, publication [KNX-RM005](#)
- Kinetix 2000 Drive Systems Design Guide, publication [KNX-RM006](#)
- Kinetix 7000 Drive Systems Design Guide, publication [GMC-RM007](#)

What's Inside Each Publication

- Determine What You Need (catalog numbers)
 - Drive components
 - Required accessories
 - Optional accessories
- Drive System Examples
- Motor/actuator cable combinations
- Drive and motor/actuator performance data and performance curves

Kinetix Integrated Motion

The Kinetix Integrated Motion offerings are part of the Rockwell Automation® Integrated Architecture system. The Integrated Architecture system brings together a wide range of high-performance products that are integrated into RSLogix 5000® software and the Studio 5000 Logix Designer® application for simplified and enhanced machine design, operation, and maintenance.

Integrated Motion over the EtherNet/IP™ network uses CIP Motion™, CIP Safety™, CIP Security™, and CIP Sync™ technology from ODVA Inc., all built on the Common Industrial Protocol (CIP™). Global standards help provide consistency and interoperability. The standard unmodified Ethernet network allows you to effectively manage real-time control and information flow for improved plant-wide optimization, more informed decision-making, and better business performance. Time synchronization of drives, I/O, and other EtherNet/IP compliant devices provides the performance to help solve the most challenging applications.

Integrated Motion on Sercos (serial real-time communications system) is a controller/drive interface that uses noise-immune, fiber-optic cables. A single fiber-optic ring serves as the sole interface between control and drive. It replaces costly command and feedback wiring, reducing both installation time and wiring costs. Advanced diagnostics and process reporting is provided via the Sercos interface.

With Kinetix Integrated Motion, you'll benefit from the seamless integration of Allen-Bradley® Logix 5000™ controllers (ControlLogix®, GuardLogix®, and CompactLogix™), high-performance networks (EtherNet/IP and Sercos), and a broad range of Allen-Bradley AC and servo drives, linear and rotary motors, and linear actuator options. RSLogix 5000 software and the Logix Designer application offer an extensive set of advanced motion tools for programming, configuration, commissioning, diagnostics, and maintenance support. Catalog number driven configuration makes motion system commissioning fast and simple, and an extensive library of motion instructions provide the right functionality for any application.

Kinetix Integrated Motion offers a variety of servo drive, motor, and actuator families for single-axis and multi-axis applications. These systems offer the following:

- Servo drive power ranges from 500 W up to 212 kW
 - Kinetix 5700 servo drive family
 - Kinetix 5500 servo drive family
 - Kinetix 5300 single-axis EtherNet/IP servo drive family
 - Kinetix 350 single-axis EtherNet/IP servo drive family
 - Kinetix 6000 and Kinetix 6200 (Sercos interface) and Kinetix 6500 (EtherNet/IP network) multi-axis servo drive families
- Choice of Sercos interface or EtherNet/IP networks
- Wide range of rotary motors, rotary direct-drive motors, linear motors, and linear actuators/stages/thrusters
 - Motors offer continuous torque as low as 0.10 N•m (0.85 lb•in) and up to 955 N•m (8452 lb•in)
 - Linear actuators offer peak forces of up to 14,679 N (3300 lb)
- Smart Motor Technology provides automatic motor identification for fast, easy configuration and commissioning
- Use of a single software package, RSLogix 5000 or Studio 5000® environment, for complete support of drive configuration, programming, commissioning, diagnostics, and maintenance
- Powerful online motion tools including real-time data trending, graphical PCAM and TCAM profile editor, auto and manual drive tuning, and advanced drive diagnostics
- Automatic Device Replacement (ADR) plug-and-run drive/motor/actuator support
- Motion Analyzer software for comprehensive motion-application sizing and analysis, optimization, selection, and validation of your Kinetix motion control system

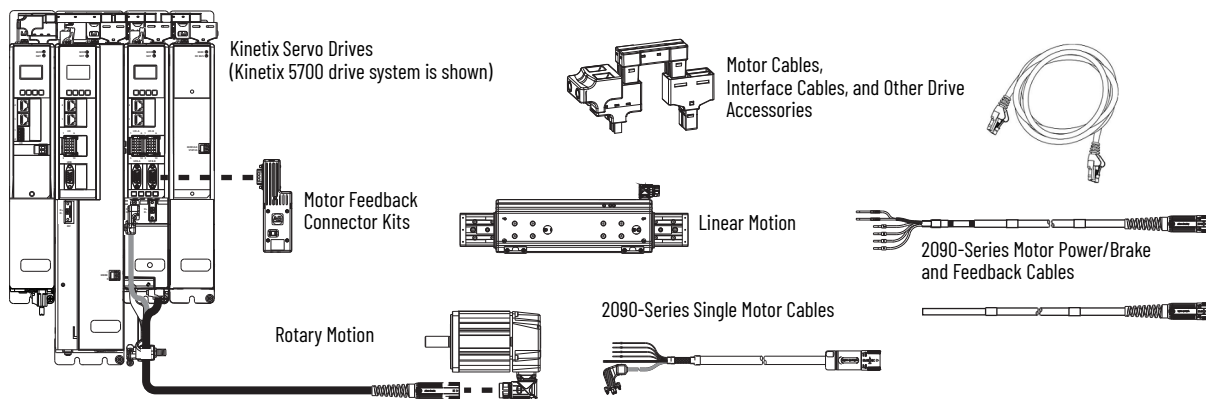
Connected Components Platform

Part of the Rockwell Automation Machine Solutions offering, Connected Components is a preferred control solution for machine builders who provide standalone machines at low cost. Connected Components provides just enough control to meet machine and end-user requirements while helping to improve operating efficiencies.

Kinetix 5100 EtherNet/IP indexing servo drives have multiple control modes to support a wide range of high-speed, low-power motion control applications. The drive can be used with a Micro800™ controller, a Logix controller or even by itself, allowing OEMs to choose how the product best functions in their applications. The Kinetix 5100 servo drive with Kinetix TLP motor and cable can function as a system without a controller and provide a more cost-effective option for OEMs building smaller machines.

Select a Kinetix Motion Control System

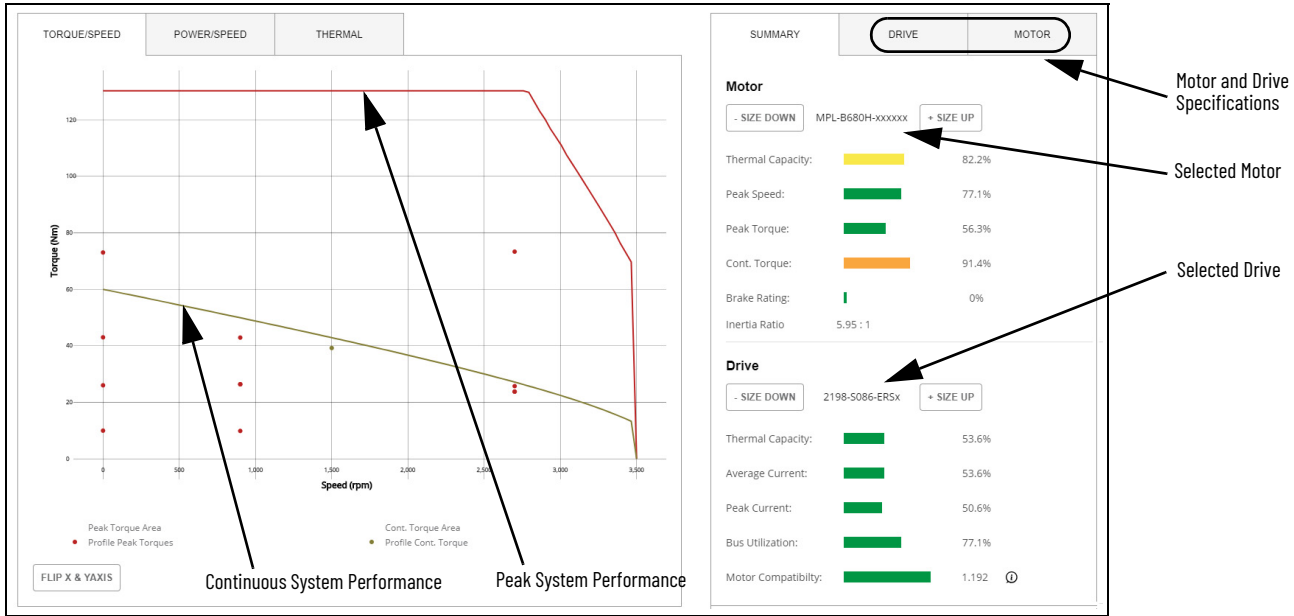
Typical motion control systems require selections from several categories of Allen-Bradley motion control products.



Use Motion Analyzer

Motion Analyzer is a comprehensive sizing tool used for analysis, optimization, selection, and validation of your Kinetix Motion Control system. Given any drive and compatible motor/actuator, Motion Analyzer provides you with the data to determine the optimum drive and motor/actuator combination for your application.

The torque-speed tool gives you quick access to torque-speed performance curves for any compatible combination of motors/actuators and drives.



To access Motion Analyzer, go to <https://motionanalyzer.rockwellautomation.com>.



Motion Analyzer Features

Motion Analyzer facilitates the machine design and investigation process by making it fast, simple, and accurate. Motion Analyzer offers a fact-based decision path and design optimization approach that enables machine builders to do the following:



- Reduce motion system design risk
- Reduce time from machine design to shipment
- Optimize motion control system cost and size
- Enhance machine performance and reliability
- Create a bill of materials

Motion Analyzer includes the full range of Kinetix Motion Control products and features.

Kinetix Servo Drives - Motion Analyzer includes all the latest drive and motor/actuator families from Rockwell Automation, including Kinetix 5700 drives and power supplies.



Allen-Bradley Rotary Motion and Linear Motion



Encompass Partner Products - We have the specifications and ratings for a wide range of products in the Rockwell Automation PartnerNetwork™ program, allowing you to build your whole system in a single tool. No need to look up and manually enter the data, simply select your product and go.



Project and Component Library - Create, store, reuse, and share from the Library feature. Store projects and components from the Library for an easy means of managing developments and designs.

PROJECTS (40)					
NAME	LAST MODIFIED	DATE CREATED	OWNER	SHARED	ACTIONS
[Copy] K5700-MPL-f34p70	Feb 8, 2019	Feb 8, 2019		No	Action
	Feb 7, 2019	Jun 22, 2018		1 user	Action
ImportAxis	Jan 30, 2019	Jan 30, 2019		No	Action
K5700-MPL-f34p70	Jan 30, 2019	Jan 30, 2019	Rockwell Automation	Global	Action
PowerDetails	Jan 16, 2019	Jan 16, 2019		1 user	Action
ROKMotion	Jan 16, 2019	Jan 16, 2019		No	Action
	Jan 15, 2019	Jan 15, 2019		No	Action
	Nov 18, 2018	Nov 18, 2018		No	Action
	Nov 12, 2018	Nov 12, 2018		No	Action
	Nov 6, 2018	Nov 6, 2018		1 user	Action

Filter by ... 0 Create New Project

Viewing 0 of 40 < 1 2 3 4 >

Collaborate and Share - Motion Analyzer allows you to share your projects with other users in a secure environment. You have complete control over who can read, write, or make copies of your project. Exercise this feature from the Library or Architecture Overview.

K5700-MPL-f34p70	Jan 30, 2019	Jan 30, 2019	<input type="button" value="Share"/> <input type="button" value="Duplicate"/> <input type="button" value="Delete"/>	<input type="button" value="Action"/>
PowerDetails	Jan 16, 2019	Jan 16, 2019		<input type="button" value="Action"/>

Power Bus and Axis Drive Architecture - Setup drive and bus architecture in the Architecture Overview. In addition, define line-in power requirements at the bus level to establish design continuity between each axis. The Kinetix 5700 system also supports drive clustering and dual-axis merge (when 2198-Dxxx-ERSx drives are defined in the axis).

2198-Pxxx Total Clusters: 2 Total Axes: 8 Power Summary: *

AC LINE VOLTAGE: 480 PHASE: 3 VOLTAGE TOLERANCE: + 0 % 480 - 0 % Power Supply Part No.: Select Power Supply

LocalCluster Total Axes: 4

2198-S086-ERSx-1	Completeness: ●	View Details >	<input type="button" value="EDIT"/>
2198-D057-ERSx-3	Completeness: ●	View Details >	<input type="button" value="EDIT"/>
2198-D057-ERSx-4	Completeness: ●	View Details >	<input type="button" value="EDIT"/>
2198-S086-ERSx-2	Completeness: ●	View Details >	<input type="button" value="EDIT"/>

Project Preferences - Use your project data for practical and environmental conditions. Store your customer application for sorting in the future. Set your site altitude and temperature to improve the accuracy of the motor thermal performance.

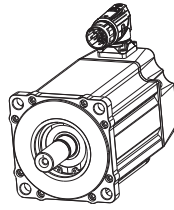
Customer Information	Site	Use
CLIENT	ALTITUDE (ABOVE SEA LEVEL)	INDUSTRY
Client Name	0 m	<input type="button" value="ADD"/>
CONTACT	TEMPERATURE	APPLICATION
Contact Name	40 °C	<input type="button" value="ADD"/>
EMAIL		
Email Address		
PHONE NUMBER		

Sign-up for free today by visiting <https://motionanalyzer.rockwellautomation.com>. Contact motionanalyzersupport@ra.rockwell.com for Motion Analyzer related support.

Select a Rotary Motion Family

Kinetix VP Servo Motors

- Developed to match Kinetix 5500 and Kinetix 5700 drive ratings for optimized system sizing
- 2090-Series single-cable technology
- 200V and 400V-class motors
- Shaft-end threaded hole
- Multi-turn and single-turn high-resolution absolute position encoders

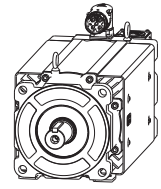


Kinetix VPL low-inertia servo motors are based on proven Kinetix MP technology for dynamic performance, increased reliability, and leverages high volume production.

- High-energy rare-earth magnets
- Absolute multi-turn digital encoder options, SIL 2 (PL d) rated (Hiperface DSL protocol)
- SpeedTec DIN connector, rotates 325°
- IP50 minimum, without shaft seal (standard)
- IP66 with optional shaft seal and the use of Rockwell Automation® factory-delivered 2090-Series single cable
- 0.46...33 N•m (4...292 lb•in) continuous stall torque

The Kinetix VPC continuous-duty servo motors for applications with high-torque and high-speed demands.

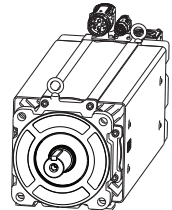
- Developed to match Kinetix 5700 (400V-class) drives for optimized system sizing and performance
- Interior permanent-magnet technology with high-energy rare-earth magnets
- Hiperface, Hiperface DSL and EnDat encoder protocols
- IP65 with shaft seal (standard) and the use of Rockwell Automation factory-delivered 2090-CSxM1Dx single cable or 2090-CxxM7Dx cable connectors
- 17.6...191 N•m (156...1691 lb•in) continuous stall torque



VPC-Bxxxxx-0 Servo Motors

VPC-Bxxxxx-Q servo motors with single cable connector.

- Absolute, multi-turn Hiperface DSL encoder protocol
- SIL 2 (PL d) rated encoder option
- SpeedTec DIN connector, rotates 325°



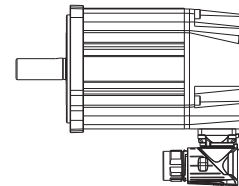
VPC-Bxxxxx-S, VPC-B3004x-M, and VPC-Bxxxxx-Y servo motors with 2090-CxxM7DF motor power and feedback cables.

- Absolute, single-turn (-S) Hiperface encoder protocol
- Absolute, multi-turn (-M) Hiperface encoder protocol
- Absolute, multi-turn (-Y) EnDat encoder protocol

VPC-Bxxxxx-S/-M/-Y Servo Motors

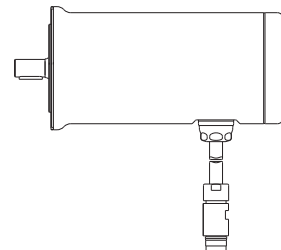
Kinetix VPF food-grade servo motors address the challenges of food environments by incorporating food-grade paint and shaft seal, along with noncorrosive fasteners and stainless steel shaft.

- Configurable winding options, brakes, and encoder feedback
- Food-grade epoxy coating
- Absolute multi-turn digital encoder options, SIL 2 (PL d) rated (Hiperface DSL protocol)
- SpeedTec DIN connector, rotates 315°
- IP66/IP67 with shaft seal (standard) and the use of Rockwell Automation factory-delivered 2090-Series single cable
- 0.93...19 N•m (8...172 lb•in) continuous stall torque



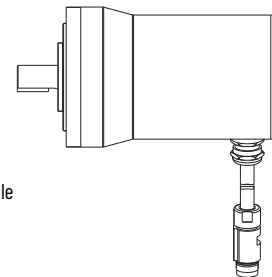
Kinetix VPH hygienic stainless-steel servo motors are specifically designed to meet the unique needs of washdown environments such as those found in food and beverage, dairy, meat processing, and pharmaceutical manufacturing equipment.

- Smooth, passivated, 316-grade stainless-steel cylindrical exterior
- Designed per EHEDG guidelines
- 3A certified
- Absolute multi-turn digital encoder options, SIL 2 (PL d) rated (Hiperface DSL protocol)
- On-motor cable extensions available in 1...15 m (3.2...49.2 ft) lengths with connector and flying-lead options
- IP66/IP67 with shaft seal (standard) and the use of Rockwell Automation factory-delivered 2090-Series single cable (includes on-motor cable connectors).
- IP69K for 1200 psi motor washdown with shaft seal (standard). Does not include on-motor cable connector.
- 0.80...19 N•m (7...165 lb•in) continuous stall torque

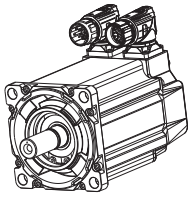
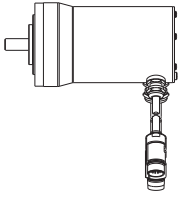
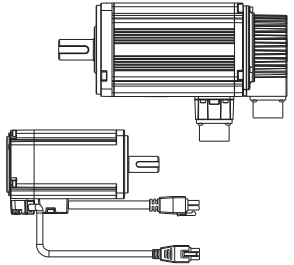
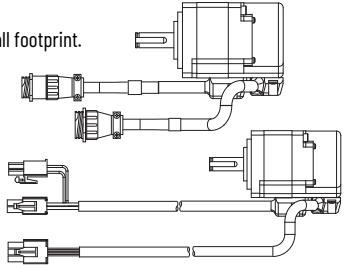
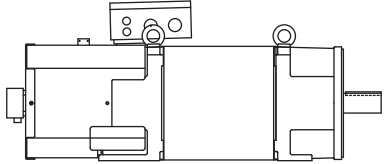


Kinetix VPS stainless-steel motors are specifically designed to meet the unique needs of washdown environments such as those found in food and beverage, dairy, meat processing, and pharmaceutical manufacturing equipment.

- Specifically designed for sanitary environments for use with high-pressure, highly caustic washdown applications
- Smooth passivated 300-series stainless-steel cylindrical exterior
- Absolute multi-turn digital encoder (Hiperface DSL protocol)
- Complies with NSF/ANSI Standard 169
- On-motor cable extension, 5 m (16.4 ft)
- IP66/IP67 with shaft seal and slinger (standard) and the use of Rockwell Automation factory-delivered 2090-Series single cable (includes on-motor cable connectors).
- IP69K for 1200 psi motor washdown with shaft seal and slinger (standard). Does not include on-motor cable connector.
- 8.1 and 21.0 N•m (72 and 186 lb•in) continuous stall torque



To compare features across motor families, refer to [Rotary Servo Motors](#) on [page 22](#). See the Kinetix Rotary Motion Technical Data, publication [KNX-TD001](#), for product specifications.

<p>Kinetix MP Servo Motors</p> <ul style="list-style-type: none"> • 200V and 400V-class motors • Shaft-end threaded hole • Multi-turn and single-turn high-resolution absolute position encoders • 2090-Series motor power/brake and feedback cable connectors 	 <p>Kinetix MPL low-inertia motors offer a reduced motor size while delivering significantly higher torque to meet the demanding requirements of high-performance motion system.</p> <ul style="list-style-type: none"> • High-energy, rare-earth magnets • IP50 minimum, without shaft seal (standard) • IP66 with optional shaft seal and the use of Rockwell Automation factory-delivered 2090-Series cable connectors • 0.26...163 N•m (2.3...1440 lb•in) continuous stall torque
<p>Kinetix MPF food-grade motors address the challenges of food environments by incorporating food-grade paint and shaft seal, along with noncorrosive fasteners and stainless steel shaft.</p> <ul style="list-style-type: none"> • Configurable winding options, brakes, and encoder feedback • Food-grade epoxy coating • IP66/IP67 with shaft seal (standard) and the use of Rockwell Automation factory-delivered 2090-Series cable connectors • 1.6...19.4 N•m (14...172 lb•in) continuous stall torque 	<p>Kinetix MPM medium-inertia motors for higher inertia applications.</p> <ul style="list-style-type: none"> • Multiple winding speed options • High-energy, rare-earth magnets • IP50 minimum, without shaft seal (standard) • IP66 with optional shaft seal and the use of Rockwell Automation factory-delivered 2090-Series cable connectors • 2.18...62.8 N•m (19.3...556 lb•in) continuous stall torque
<p>Kinetix MPS stainless-steel motors for high-pressure washdown environments.</p> <ul style="list-style-type: none"> • Specifically designed for sanitary environments for use with high-pressure, highly caustic washdown applications • Smooth passivated 300-series stainless-steel cylindrical exterior • Certified and listed to NSF/ANSI Standard 169 • Cable extensions, 3 m (9.8 ft) • IP66/IP67 with shaft seal and slinger (standard) and the use of Rockwell Automation factory-delivered 2090-Series cable connectors (includes on-motor cable connectors). • IP69K for 1200 psi motor washdown with shaft seal and slinger (standard). Does not include on-motor cable connectors. • 3.6...21.5 N•m (32...190 lb•in) continuous stall torque 	
<p>Kinetix TLP Multi-purpose Servo Motors</p> <p>Kinetix TLP servo motors represent an economy solution for machine designers with a wide range of application needs.</p> <ul style="list-style-type: none"> • Developed to match Kinetix 5100 servo drives for optimal system performance • 200V and 400V-class windings with up to 15 kW output • TLP-A046, TLP-A/B070, TLP-A/B090, and TLP-A100 motors are equipped with plastic on-motor cables <ul style="list-style-type: none"> - IP40 without shaft seal (standard) and with the use of Rockwell Automation factory-delivered 2090-Series cable connectors (excludes on-motor cable connectors) - IP65 with optional shaft seal and with the use of Rockwell Automation factory-delivered 2090-Series cable connectors (excludes on-motor cable connectors) - IP30 for on-motor cable connectors • TLP-A/B115, TLP-A/B145, TLP-A/B200, and TLP-A/B235 motors are equipped with military-style cables <ul style="list-style-type: none"> - IP40 without shaft seal (standard) and with the use of Rockwell Automation factory-delivered 2090-Series cable connectors - IP65 with optional shaft seal and with the use of Rockwell Automation factory-delivered 2090-Series cable connectors • 24-bit high-resolution single-turn and multi-turn absolute feedback 	
<p>Kinetix TL and TLY Compact Servo Motors</p> <p>Kinetix TL and TLY high-performance servo motors combine compact size with high-torque density to provide substantial power in a small footprint.</p> <ul style="list-style-type: none"> • Compact size, high-torque density, high-energy (rare-earth) magnets • 230V windings in metric and NEMA frame sizes • IP54 without shaft seal (standard) and with the use of Rockwell Automation factory-delivered 2090-Series cable connectors (excludes on-motor cable connectors). • IP65 with optional shaft seal and with the use of Rockwell Automation factory-delivered 2090-Series cable connectors (excludes on-motor cable connectors). • 0.086...5.42 N•m (0.76...48 lb•in) continuous stall torque • Multi-turn (battery-backed) high-resolution absolute position or incremental encoder options 	
<p>Kinetix HPK Asynchronous Servo Motors</p> <p>Kinetix HPK Asynchronous Servo Motors employ proven induction motor technology optimized for servo system performance.</p> <ul style="list-style-type: none"> • High power, large load inertias • 400 and 460V windings, 1500 and 3000 rpm rated speeds • IP65 with the use of Rockwell Automation factory-delivered 2090-Series cable connectors • 96...955 N•m (849...8452 lb•in) continuous stall torque • Multi-turn and single-turn high-resolution Hiperface absolute-position encoders • 2090-Series motor-feedback cable connectors 	

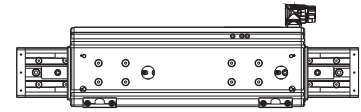
To compare features across motor families, refer to [Rotary Servo Motors](#) on [page 22](#). See the Kinetix Rotary Motion Technical Data, publication [KNX-TD001](#), for product specifications.

Select a Linear Motion Family

LDAT-Series Integrated Linear Thrusters

The LDAT-Series linear thruster is a robust, high-speed linear actuator with an integrated linear guide that is capable of pushing, pulling, or carrying a load.

- Increased reliability due to direct-drive technology with single linear guide, single wear item, caged-ball linear bearings, and elimination of wear items associated with rotary to linear motion conversion
- Integrated linear bearing provides the ability to carry a load without having to mount and align external bearings
- Multiple mounting surfaces and methods for ease of mounting into your machine
- Couples directly to the item that needs to be moved
- IP30 environmental rating with strip cover
- High velocities, up to 5 m/s (16 ft/s), and acceleration, 49 m/s² (160 ft/s²) standard
- Peak forces ranging from 168...5469 N (38...1229 lb)
- 2090-Series motor power/brake and feedback cable connectors

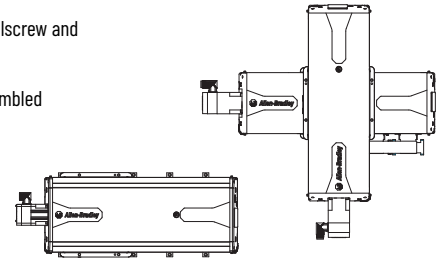


Kinetix MP Integrated Linear Stages

Kinetix MPAS integrated linear stages extend the performance and reliability of Kinetix MP servo motors technology to ballscrew and direct-drive linear slide-type actuators.

Kinetix MPMA integrated multi-axis linear stages extend the Allen-Bradley actuator portfolio into predefined and pre-assembled multi-axis configurations to suit a variety of manufacturing needs.

- 200/230V and 400/460V operation (200/230V for only 150 mm direct-drive frame size)
- High-energy, (rare-earth) magnets
- Carriage and base mounting design allows 200 and 250 mm frame sizes to be stacked
- IP30 environmental rating with unique, long life strip seal system
- 83...521 N (19...117 lb) continuous stall force
- 2090-Series motor power/brake and feedback cable connectors

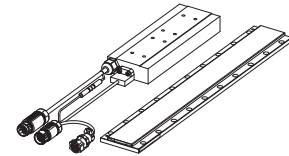


To compare features across linear thrusters and linear stages, refer to [Linear Actuators](#) on [page 28](#).

LDC-Series Iron Core Linear Motors

LDC-Series linear motors technology provides cost-effective options to help you improve machine throughput while reducing maintenance and downtime.

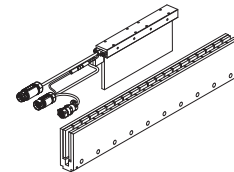
- 200/400V and 460V AC operation (LDC-Series)
- Cogging torque <5% of the continuous force (LDC-Series)
- Speed capabilities to 10 m/s (32.8 ft/s) to increase machine productivity
- IP65 environmental rating and RoHS compliant
- 74...2882 N (17...648 lb) continuous stall force (LDC-Series)
- 2090-Series motor power/brake and feedback cable connectors



LDL-Series Ironless Linear Motors

LDL-Series linear motors technology provides cost-effective options to help you improve machine throughput while reducing maintenance and downtime.

- 230V AC operation (LDL-Series)
- Non-cogging technology for smooth motion (LDL-Series)
- Speed capabilities to 10 m/s (32.8 ft/s) to increase machine productivity
- IP65 environmental rating and RoHS compliant
- 63...596 N (14...134 lb) continuous stall force (LDL-Series)
- 2090-Series motor power/brake and feedback cable connectors

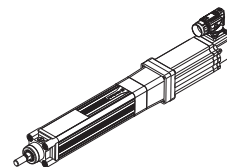


To compare features across linear motor families, refer to [Linear Servo Motors](#) on [page 27](#).

Kinetix VPAR Electric Cylinders

With Kinetix VPAR electric cylinders, your applications experience flexible servo motor control ideal for solutions requiring forces to be built up quickly and positions that need to be approached accurately. Available in three ISO 15552 pneumatic-class frame sizes (32, 40, and 63 mm), these durable, quiet, and energy efficient non-rotating stainless-steel piston rod actuators are an excellent upgrade for pneumatic systems.

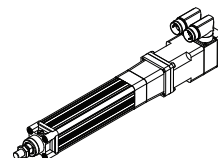
- 200/230V and 400/460V operation
- 2090-Series single-cable technology
- Absolute multi-turn digital encoder options, SIL 2 (PL d) rated (Hiperface DSL protocol)
- State of the art design features ballscrew construction driven by Kinetix VPL servo motors
- Fully assembled and ready to mount cylinders contribute to reductions in mechanical design engineering, wiring, and commissioning time
- IP40 applies to complete Kinetix VPAR unit, including rod-end seal and breather port
- IP66 (in static condition only) for electronic components and with the use of Rockwell Automation factory-delivered 2090-Series single cable
- 240...2000 N (54...450 lb) continuous stall force



Kinetix MPAR Electric Cylinders

With Kinetix MPAR electric cylinders, your applications experience flexible servo motor control ideal for solutions requiring forces to be built up quickly and positions that need to be approached accurately. Available in three ISO 15552 pneumatic-class frame sizes (32, 40, and 63 mm), these durable, quiet, and energy efficient non-rotating stainless-steel piston rod actuators are an excellent upgrade for pneumatic systems.

- 200/230V and 400/460V operation
- State of the art design features ballscrew construction driven by Kinetix MPL servo motors
- Fully assembled and ready to mount cylinders contribute to reductions in mechanical design engineering, wiring, and commissioning time
- IP40 applies to complete Kinetix MPAR unit, including rod-end seal and breather port
- IP66 (in static condition only) for electronic components and with the use of Rockwell Automation factory-delivered 2090-Series single cable
- 240...2000 N (54...450 lb) continuous stall force
- 2090-Series motor power/brake and feedback cable connectors



Kinetix MPAI Heavy Duty Electric Cylinders

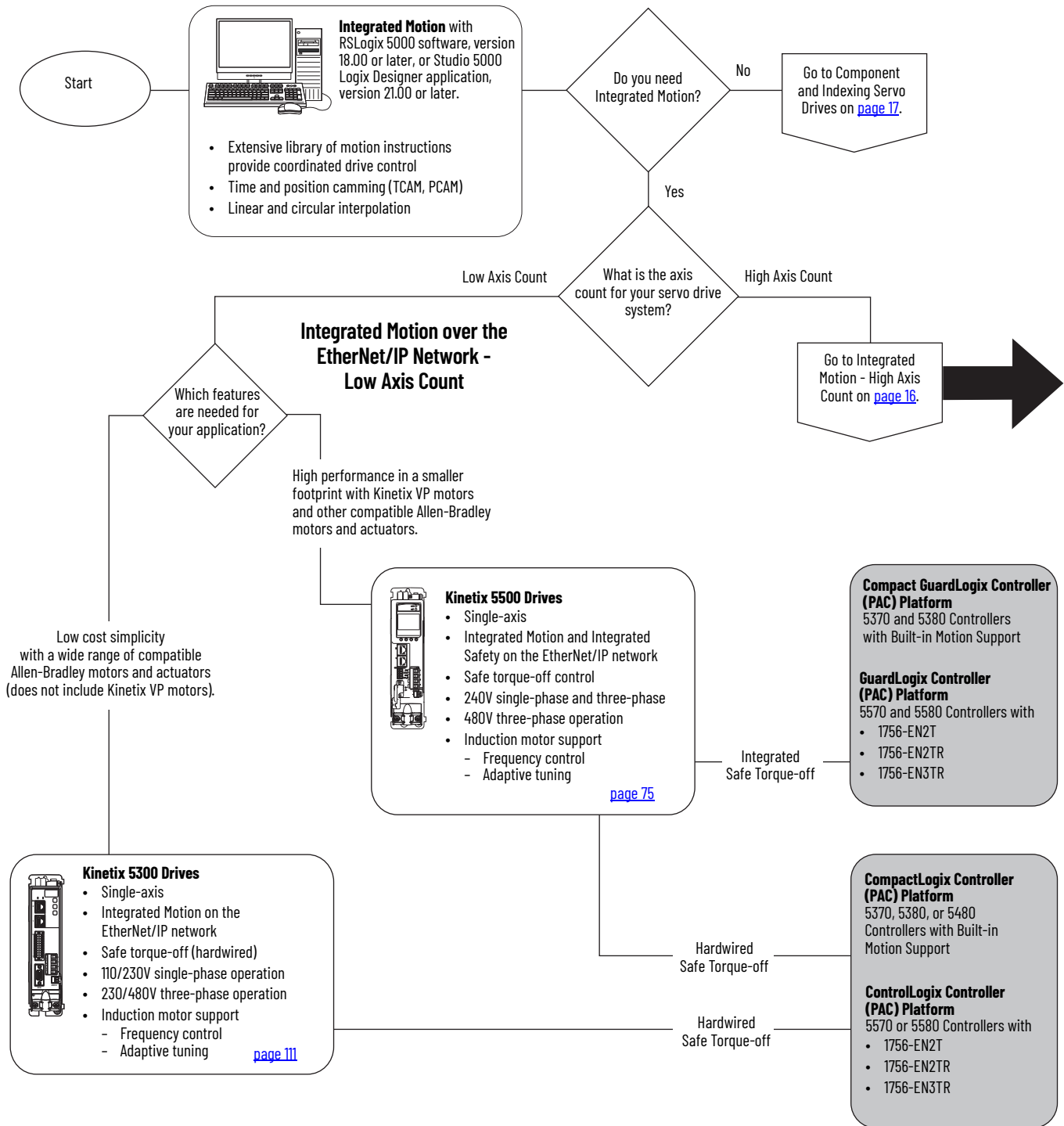
Kinetix MPAI heavy-duty electric cylinders are compact, lightweight, high-force actuators that serve as a cost-effective alternative to fluid power solutions.

- 200/230V and 400/460V operation
- State of the art design features ballscrew and roller screw construction driven by Kinetix MPL servo motors
- Fully assembled and ready to mount cylinders contribute to reductions in mechanical design engineering, wiring, and commissioning time
- Available in standard (front-face and front-trunnion) mount and food-grade paint (front-face and rear-clevis) mount configurations
- IP66/IP67 (in static condition only) and with the use of Rockwell Automation factory-delivered 2090-Series cable connectors
- Available in 64, 83, 110, and 144 mm frame sizes with 706...13,122 N (159...2950 lb) continuous stall force
- 2090-Series motor power/brake and feedback cable connectors



To compare features across electric cylinder families, refer to [Linear Actuators](#) on [page 28](#). See the Kinetix Linear Motion Technical Data, publication [KNX-TD002](#), for product specifications.

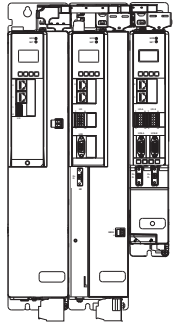
Select a Servo Drive System



For a brief description of the controller platforms and links to publications with complete information, refer to [Select a Controller Platform on page 19](#).

To compare features across servo drive families, refer to [Servo Drives](#) beginning on [page 30](#). See the Kinetix Servo Drives Technical Data, publication [KNX-TD003](#), for product specifications.

Integrated Motion over the EtherNet/IP Network - High Axis Count



Kinetix 5700 Drive Systems

- TÜV Rheinland certified functional safety, PL e, Cat 3; SIL 3
- 2198-xxxx-ERS3 and 2198-xxxx-ERS4 single-axis and dual-axis inverters
 - Hardwired and Integrated STO
- 2198-xxxx-ERS3 single-axis and dual-axis (series B) inverters add:
 - Integrated (drive-based) Timed SS1
- 2198-xxxx-ERS4 single-axis and dual-axis inverters add:
 - Integrated (drive-based) Timed SS1, Monitored SS1
 - Integrated (controller-based) SS1, SS2, SOS, SLS, SLP, SDI, SFX, SBC
- Single-axis and dual-axis inverters
 - Accept DSL encoder feedback from Kinetix VP motor family
 - Accept Hiperface and incremental encoder feedback from Allen-Bradley motors and actuators
- Induction motor support
 - Frequency control
 - Closed-loop control
 - Adaptive tuning
- Integrated Motion and Integrated Safety on the EtherNet/IP network
- CIP Security communication across the EtherNet/IP network

Kinetix 5700 Power Supplies

- DC-bus power supply, 240V and 480V three-phase operation
 - Multi-axis, DC-bus sharing, extended DC-bus sharing
 - Configure two or three 2198-P208 DC-bus (converter) power supplies for increased output power
- Regenerative bus supply, 480V three-phase operation
 - Multi-axis, DC-bus sharing, extended DC-bus sharing
 - Provides full-line motoring and regenerative power to and from a Kinetix 5700 common DC-bus system
 - Integrated LC filter minimizes AC line harmonics from the AC power source

Accessory Modules

- Capacitor module is used for energy storage and provides connection points for the extended DC-bus
- DC-bus conditioner module that decreases the voltage stress on insulation components in an inverter system with long cable lengths and provides connection points for the extended DC-bus
- Extension module (or any two accessory modules) is required for 208 A systems, and provides connection points for the extended DC-bus

[page 37](#)

Compact GuardLogix Controller (PAC) Platform

5370 and 5380 Controllers with Built-in Motion Support

GuardLogix Controller (PAC) Platform

5570 and 5580 Controllers with

- 1756-EN2T
- 1756-EN2TR
- 1756-EN3TR

CompactLogix Controller (PAC) Platform

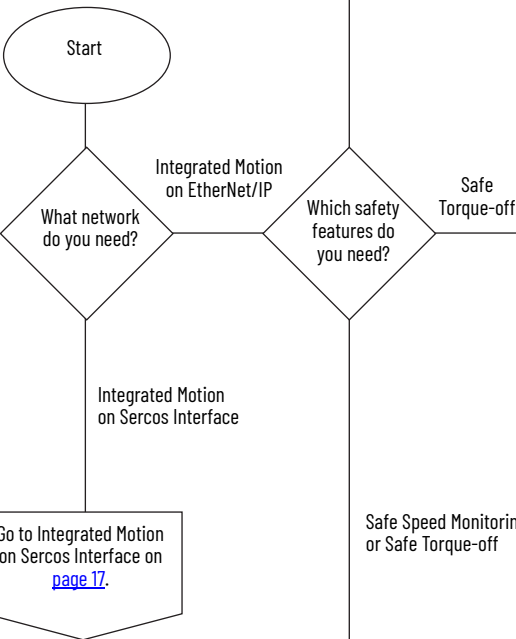
5370, 5380, or 5480 Controllers with Built-in Motion Support

ControlLogix Controller (PAC) Platform

5570 or 5580 Controllers with

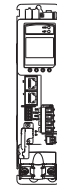
- 1756-EN2T
- 1756-EN2TR
- 1756-EN3TR

For a brief description of the controller platforms and links to publications with complete information, refer to [Select a Controller Platform on page 19](#).



Kinetix 5500 Drives

- Multi-axis, AC/DC bus-sharing
- 240V single-phase and three-phase
- 480V three-phase operation
- Integrated Motion and Integrated Safety on the EtherNet/IP network
- Safe torque-off control
- Hardwired STO with connections to safety inputs
- Integrated STO with connections to safety controller
- Accepts DSL and Hiperface encoder feedback
- Induction motor support
 - Frequency control
 - Adaptive tuning



[page 75](#)

Kinetix 6500 Drives

- Multi-axis
- Integrated Motion on the EtherNet/IP network
- Safe-speed monitoring
- Safe torque-off (hardwired)
- 400V-class, three-phase operation
- DC common bus support



[page 159](#)

CompactLogix Controller (PAC) Platform

5370, 5380, or 5480 Controllers with Built-in Motion Support

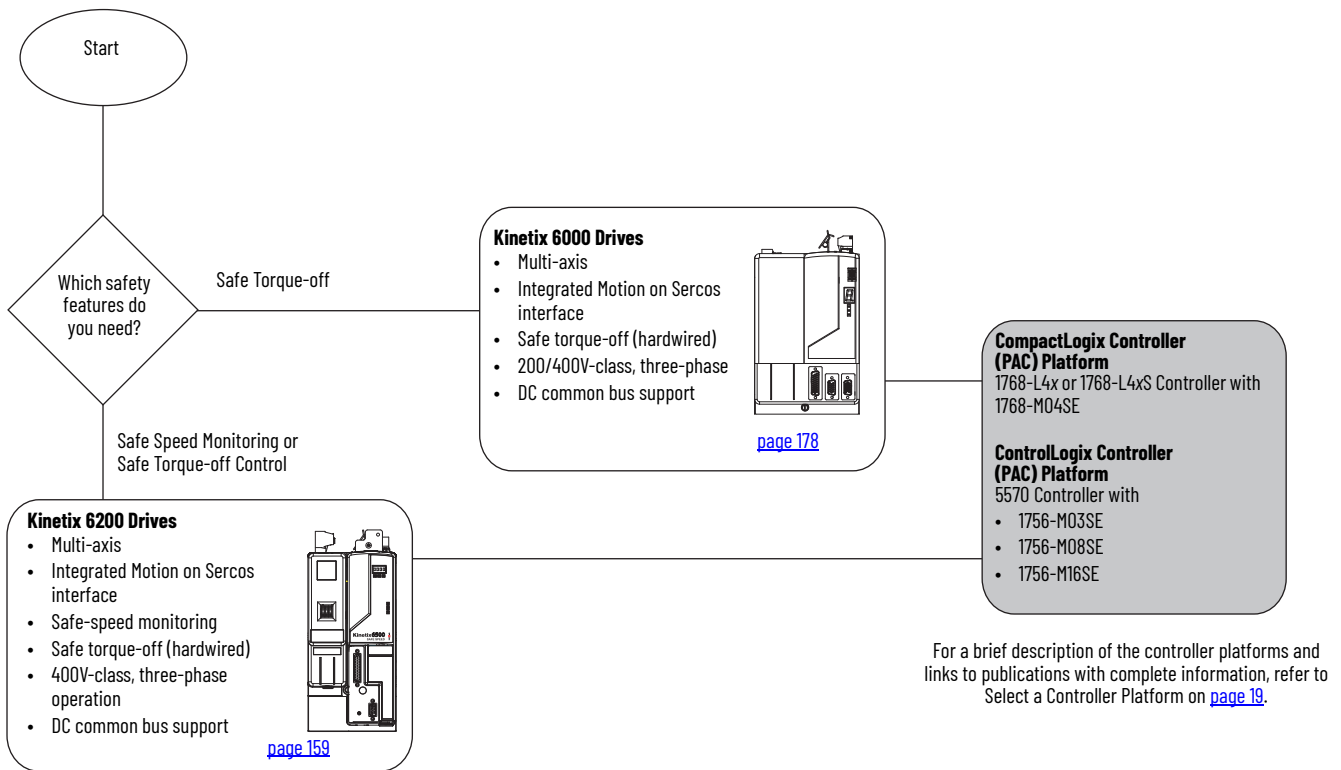
ControlLogix Controller (PAC) Platform

5570 or 5580 Controllers with

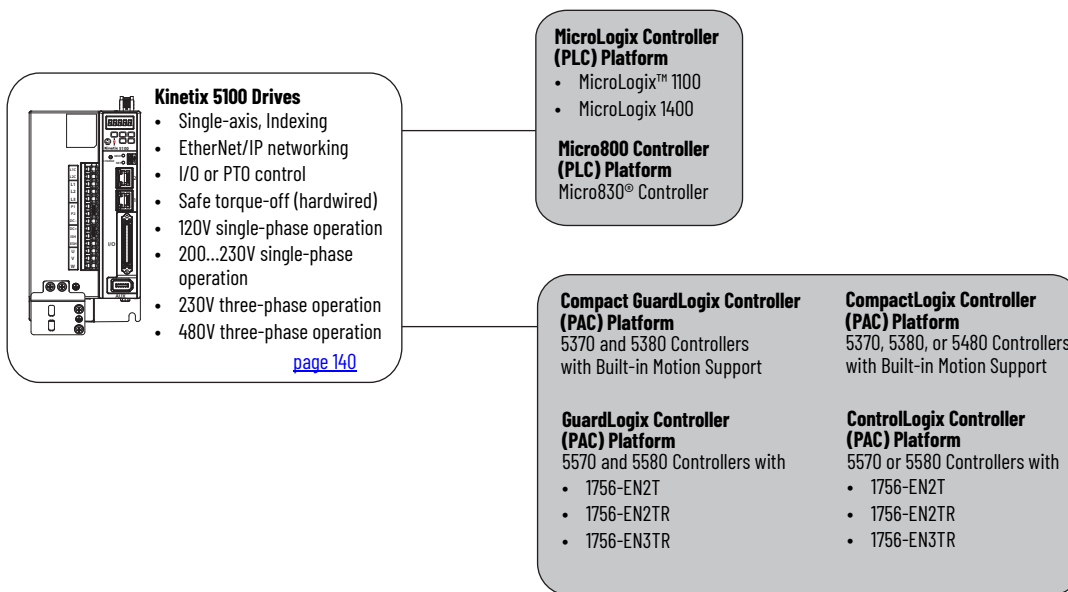
- 1756-EN2T
- 1756-EN2TR
- 1756-EN3TR

To compare features across servo drive families, refer to [Servo Drives](#) beginning on [page 30](#). See the Kinetix Servo Drives Technical Data, publication [KNX-TD003](#), for product specifications.

Integrated Motion on Sercos Interface



Component and Indexing Servo Drives



To compare features across servo drive families, refer to [Servo Drives](#) beginning on [page 30](#). See the Kinetix Servo Drives Specifications Technical Data, publication [KNX-TD003](#), for product specifications.

Motion Control Compatibility

Compatible Rotary Motors

Rotary Motion Families	Kinetix 5700	Kinetix 5500	Kinetix 5300	Kinetix 6500	Kinetix 350	Kinetix 6000	Kinetix 6200	Kinetix 5100	Kinetix 300
Kinetix VPL	X	X	-	-	-	-	-	-	-
Kinetix VPC	X	-	-	-	-	-	-	-	-
Kinetix VPF	X	X	-	-	-	-	-	-	-
Kinetix VPH	X	X	-	-	-	-	-	-	-
Kinetix VPS	X	X	-	-	-	-	-	-	-
Kinetix MPL	X	X	X	X	X	X	X	X	X
Kinetix MPM	X	X	X	X	X	X	X	X	X
Kinetix MPF	X	X	X	X	X	X	X	X	X
Kinetix MPS	X	X	X	X	X	X	X	X	X
Kinetix TLP	-	-	X	-	-	-	-	X	-
Kinetix TLY	-	-	X	-	X	X ⁽¹⁾	X	X	X
Kinetix TL	-	-	X	-	-	-	-	X	-
Kinetix HPK	X	-	-	-	-	-	-	-	-

(1) TLY-Axxxx-H rotary motors (incremental encoders) only.

Compatible Linear Motors and Actuators

Linear Motion Families	Kinetix 5700	Kinetix 5500	Kinetix 5300	Kinetix 6500	Kinetix 350	Kinetix 6000	Kinetix 6200	Kinetix 300
LDAT-Series	X ⁽¹⁾	X ⁽²⁾	X ⁽¹⁾	X ⁽³⁾	-	X ⁽³⁾	X ⁽³⁾	X ⁽¹⁾
Kinetix MPAS	X ⁽⁴⁾	X ⁽⁵⁾	X	X	X ⁽⁵⁾	X	X	X
Kinetix MPMA	X	X ⁽⁵⁾	X	X	X ⁽⁵⁾	X	X	X
Kinetix VPAR	X	X	-	-	-	-	-	-
Kinetix MPAR	X	X	X	X	X	X	X	X
Kinetix MPAL	X	X	X	X	X	X	X	X
LDC-Series Iron-core	X	-	X	X	-	X	X	X
LDL-Series Ironless	-	-	X	X	-	X	X	X

(1) LDAT-Sxxxxx-xBx (incremental) or LDAT-Sxxxxx-xDx (high-resolution absolute) linear thrusters.

(2) LDAT-Sxxxxx-xDx linear thrusters (high-resolution absolute encoders) only.

(3) LDAT-Sxxxxx-xBx linear thrusters (incremental encoders) only.

(4) Kinetix MPAS ballscrew or direct-drive linear stages


(5) Kinetix MPAS (ballscrew) linear stages only.

Select a Controller Platform

ControlLogix, GuardLogix, or CompactLogix controllers are required for Coordinated Motion.

Programmable Automation Controllers


ControlLogix Controller Platform



The ControlLogix and GuardLogix programmable automation controllers (PAC) are a modular system capable of handling your most intensive applications. Modules are inserted into slots on the ControlLogix chassis.

- ControlLogix chassis
- Integrated motion on the EtherNet/IP network
- Integrated safety controllers
- Integrated motion on Sercos interface
- Indexing on the EtherNet/IP network

CompactLogix Controller Platform

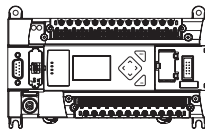


The CompactLogix and Compact GuardLogix programmable automation controllers (PAC) are a modular system that provides cost-effective control for smaller applications. Modules snap together side-by-side on a DIN rail.

- CompactLogix DIN rail
- Integrated motion on the EtherNet/IP network
- Integrated safety controllers
- Integrated motion on Sercos interface
- Indexing on the EtherNet/IP network

Programmable Logic Controllers

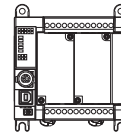
MicroLogix Controller Platform



The MicroLogix programmable logic controllers (PLC) with Modbus-RTU or PTO signals provide simple PLC-based motion solutions.

- Indexing on the EtherNet/IP network
- Pulse train output (PTO)

Micro800 Controller Platform



The Micro800 programmable logic controllers (PLC) with I/O control or Modbus-RTU signals provide simple PLC-based motion solutions with the Kinetix 5100 component servo drive.

- Indexing on the EtherNet/IP network
- Pulse train output (PTO)

For more information on controller platforms and the interface/network modules that are required for motion control applications, refer to the publications listed in the table below.

Controller Platform	Resource
ControlLogix	ControlLogix Selection Guide, publication 1756-SG001
EtherNet/IP communication modules	1756 ControlLogix Communication Modules Specifications, publication 1756-TD003
Sercos interface modules	1756 ControlLogix Integrated Motion Modules Specifications, publication 1756-TD004
Analog servo modules	
CompactLogix	CompactLogix Selection Guide, publication 1769-SG001
Sercos interface modules	1768 CompactLogix Integrated Motion Module Specifications, publication 1768-TD001
MicroLogix	MicroLogix Programmable Controllers Selection Guide, publication 1761-SG001
Micro800	Micro800 Programmable Controllers Selection Guide, publication 2080-SG001

Select Servo Drive Accessories

Halogen-free PUR and PVC Single Motor Cables

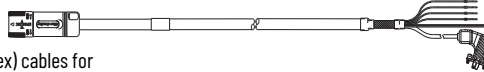
- 2090-Series single cable technology for Kinetix VP motors and actuators
- Designed in accordance with NFPA-79
- Designed in accordance to meet various IEC and VDE standards
- 2090-CSBM1xx-xxLFxx (PUR) continuous-flex cables
- 2090-CSxM1xx-xxVAxx (PVC) standard (non-flex) cables
- PVC and PUR jacket with durable mechanical and chemical properties
- UL Recognized bulk cable, DESINA compliant jacket coloring for easy identification
- 6, 8, 10, 14, and 18 AWG continuous-flex cables and continuous-flex extension cables are suitable for 10 million flex-cycles at 7 times cable diameter or 15 million flex-cycles at 10 times cable diameter
- 5 million flex-cycles in bending (tic-toc) applications

TPE Single Motor Cables

- 2090-Series single cable technology for Kinetix VP motors and actuators
- Designed in accordance with NFPA-79
- 2090-CSBM1xx-xxAFxx (TPE) continuous-flex cables
- 2090-CSxM1xx-xxAAxx (TPE) standard (non-flex) cables
- TPE jacket with superior mechanical and chemical properties
- UL Listed bulk cable, DESINA compliant jacket coloring for easy identification
- 10, 14, and 18 AWG continuous-flex cables and continuous-flex extension cables are suitable for 20 million flex-cycles at 10 times cable diameter. 10 million flex-cycles in bending (tic-toc) applications.
- 6 and 8 AWG continuous-flex cables and continuous-flex extension cables are suitable for 6.5 million flex-cycles at 10 times cable diameter

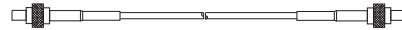
Motor Power and Feedback Cables

- Motor power/brake and feedback (continuous-flex and non-flex) cables for Kinetix MP and other Allen-Bradley rotary motors and linear actuators
- Designed in accordance with NFPA-79
- 2090-CPxM7xx (TC-ER) power-only and power/brake cables
- 2090-CFBM7xx (PLTC-ER) feedback cables
- UL Listed bulk cable, DESINA compliant jacket coloring for easy identification
- Up to 20 million flex cycles (12x OD bend radius)




Interface Cables

- Interface cables for Sercos and Ethernet communication modules
- Interface cables for I/O control and cascading safe-off signals from drive-to-drive



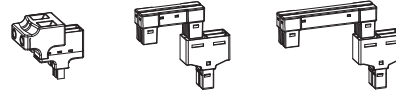
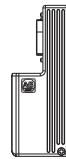
Kinetix TLP Motor Power and Feedback Cables

- Motor power/brake and feedback (continuous-flex and non-flex) cables
- Designed specifically for use with Kinetix TLP servo motors
- 2090-CTxxMAxx-xxxxx cables with molded connectors for TLP-A046, TLP-A/B070, TLP-A/B090, and TLP-A100 motors
- 2090-CTxxMC/MD/MExx-xxxxx cables with military connectors for TLP-A/B115, TLP-A/B145, TLP-A/B200, TLP-A/B235 motors
- PVC jacket with durable mechanical and chemical properties
- UL Recognized bulk cable



Connector Kits, Converter Kits, and Breakout Components


- Connector kits for motor feedback, I/O, and safety signals
- Feedback converter kits for Hiperface-to-DSL and EnDat to Hiperface
- Breakout components for motor feedback and I/O signals
- Safe-off components for cascading safe-off signals from drive-to-drive
- Bulletin 2198 Bus-sharing connector kits



2198-ABQE Encoder Output Module

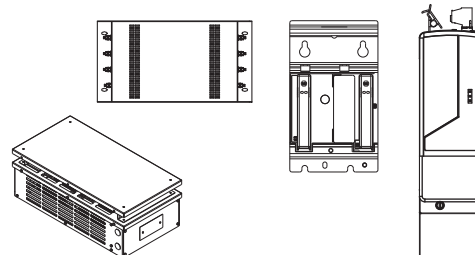

The Allen-Bradley encoder output module is a DIN-rail mounted EtherNet/IP network-based standalone module capable of generating output pulses in multiple encoder protocols to a customer-supplied peripheral device (cameras, for example, used in line-scan vision systems). The encoder output module supports real and virtual axes for systems using the integrated motion on EtherNet/IP network.

- Synchronizes third-party devices to our integrated motion system
- Configure and program with Studio 5000 Logix Designer software
- In-cabinet installation eliminates the need to mount encoders on the machine
- Syncs with any axis of motion. It is not limited to nearby axes.
- Configurable output: quadrature or pulse train
- Dual Ethernet ports support a variety of network topologies



Power Components

- Bulletin 2094 power rail, shunt module, or slot-filler module for Kinetix 6000, Kinetix 6200, Kinetix 6500 drives
- Bulletin 2094 line interface modules, designed to replace many of the common input power devices required for your servo drive system
- Bulletin 2198 and 2090 AC line filters
- Bulletin 2198, 2090, and 1394 external shunt modules



For more information on accessories, refer to Kinetix Servo Drives Specifications Technical Data, publication [KNX-TD003](#) and Motion Control Accessories Specifications Technical Data, publication [KNX-TD004](#).

Verify System Combinations and Accessory Items

Each of these publications focus on a drive family and provide the drive accessory catalog numbers that are required for a typical system. Included are tables and examples listing the required motor/actuator cables, interface cables, and connector kits that are required for a system. Also included are performance specification tables and torque/speed curves (rotary motion) and force/velocity curves (linear motion) for the optimum drive/motor or drive/actuator combination. Use the drive systems publication and the motion accessories publication to complete your bill of materials.

Resource	Publication
Kinetix 5700 Drive Systems Design Guide	KNX-RM010
Kinetix 5500 Drive Systems Design Guide	KNX-RM009
Kinetix 5300 Drive Systems Design Guide	KNX-RM012
Kinetix 5100 Drive Systems Design Guide	KNX-RM011
Kinetix 6000 and Kinetix 6200/6500 Drive Systems Design Guide	KNX-RM003
Kinetix 300 and Kinetix 350 Drive Systems Design Guide	KNX-RM004
Kinetix 3 Drive Systems Design Guide	KNX-RM005
Kinetix 2000 Drive Systems Design Guide	KNX-RM006
Kinetix 7000 Drive Systems Design Guide	GMC-RM007

Product Features Comparison

These tables let you compare features across rotary motor, linear motor, linear actuator, and 2090-Series cable families.

Rotary Servo Motors

Rotary motors (except Kinetix TL and TLY) are UL Recognized components to applicable UL and CSA standards. CE marked for all applicable directives. Refer to <http://ab.rockwellautomation.com> for more information.

Kinetix VP Servo Motors

Motor Features	Kinetix VPL Low-inertia Motors	Kinetix VPC Continuous-duty Motors
Main characteristics	<ul style="list-style-type: none"> Developed to match Kinetix 5500 drive and Kinetix 5700 dual-axis inverter ratings for optimized system sizing 2090-Series single-cable technology High torque to size ratio Low rotor inertia 	<ul style="list-style-type: none"> Developed to match Kinetix 5700 drives for optimized system sizing and performance Interior permanent-magnet design Fan for increased power output Increased maximum speeds 2090-Series single-cable technology High continuous torque
Features	<ul style="list-style-type: none"> 200 and 400V-class windings High-energy rare-earth magnets Shaft-end threaded hole SpeedTec DIN connector, rotates 325° Standard IEC 72-1 mounting dimensions 	<ul style="list-style-type: none"> 400V-class windings IE4 energy efficiency rated Shaft-end threaded hole SpeedTec DIN connector, rotates 325° Larger bearings for longer life Integrated foot mount Standard IEC 72-1 mounting dimensions
Motor type	Brushless AC synchronous servo motors	Brushless AC synchronous servo motors
Environmental ratings	<ul style="list-style-type: none"> IP50 minimum, without shaft seal (standard) IP66 with optional shaft seal ⁽¹⁾ 	IP65 with shaft seal (standard) ⁽²⁾
Continuous stall torque	0.46...33 N•m (4...292 lb•in)	17.6...191.1 N•m (156...1691 lb•in)
Peak stall torque	1.33...79 N•m (12...702 lb•in)	40.3...327.8 N•m (357...2901 lb•in)
Rated speed	Up to 8000 rpm	1000, 1500, and 3000 rpm
Motor rated output	0.19...7.16 kW (0.25...9.60 Hp)	4.0...30 kW (5.4...40.2 Hp)
Feedback options	<ul style="list-style-type: none"> Multi-turn, high-resolution absolute position Single-turn, high-resolution absolute position 	<ul style="list-style-type: none"> Single-turn and multi-turn high-resolution absolute encoders SIL 2 (PL d) rated encoder option High-accuracy EnDat digital encoder option
Motor options	<ul style="list-style-type: none"> 24V DC brake Shaft seal kit Keyless shaft 	<ul style="list-style-type: none"> 24V DC brake Shaft seal kit Keyless shaft
Compatible drives	<ul style="list-style-type: none"> Kinetix 5700 Kinetix 5500 	Kinetix 5700
Servo cable compatibility	<ul style="list-style-type: none"> 2090-CSxM1xx-xxAA/AFxx (TPE) cables 2090-CSxM1xx-xxVA/LFxx (PVC and PUR) cables 	<ul style="list-style-type: none"> 2090-CSxM1xx-xxAA/AFxx (TPE) cables 2090-CSxM1xx-xxVA/LFxx (PVC and PUR) cables 2090-CxxM7xx cables
Typical applications	<ul style="list-style-type: none"> Packaging Converting Material handling Electronic assembly Automotive 	<ul style="list-style-type: none"> Converting Printing Web handling Material handling

(1) IP66 with optional shaft seal and the use of Rockwell Automation factory-delivered 2090-Series single cable.

(2) IP65 with shaft seal (standard) and the use of Rockwell Automation factory-delivered 2090-Series single cable.

Kinetix VP Servo Motors (continued)

Motor Features	Kinetix VPF Food-grade Motors	Kinetix VPH Hygienic Stainless-steel Motors	Kinetix VPS Stainless-steel Motors
Main characteristics	<ul style="list-style-type: none"> Developed to match Kinetix 5500 drive and Kinetix 5700 dual-axis inverter Configurable winding options, brakes, and encoder feedback ratings for optimized system sizing 2090-Series single-cable technology Low rotor inertia 	<ul style="list-style-type: none"> Design per EHEDG guidelines for smooth surface and liquid collection. For use with high-pressure, highly-caustic washdown applications. 2090-Series single-cable technology Hiperface DSL encoder protocol Low rotor inertia 	<ul style="list-style-type: none"> Developed to match Kinetix 5500 drive and Kinetix 5700 dual-axis inverter Specifically designed for sanitary environments for use with high-pressure, highly-caustic washdown applications 2090-Series single-cable technology Low rotor inertia
Features	<ul style="list-style-type: none"> Food-grade epoxy coating 200 and 400V-class windings Single-turn and multi-turn absolute feedback SIL 2 (PLd) rated encoder options Shaft end threaded hole SpeedTec DIN connector, rotates 315° High-energy rare-earth magnets Standard IEC 72-1 mounting dimensions 	<ul style="list-style-type: none"> Smooth, passivated, 316 grade stainless-steel cylindrical exterior Designed per EHEDG guidelines 3A certified Certified and listed to NSF/ANSI Standard 169 200V and 400V-class windings Single-turn and multi-turn absolute feedback SIL 2 (PLd) rated encoder options Shaft-end threaded hole On-motor cable extensions available in 1...15 m (3.2 ...49.2 ft) lengths with connector and flying-lead options High-energy rare-earth magnets Standard IEC 72-1 mounting dimensions 	<ul style="list-style-type: none"> Smooth, passivated 300 series stainless-steel cylindrical exterior Complies with NSF/ANSI Standard 169 400V-class windings Shaft-end threaded hole Cable extended 5 m (16.4 ft) from motor to protect connector Standard IEC 72-1 mounting dimensions
Motor type	Brushless AC synchronous servo motors	Brushless AC synchronous servo motors	Brushless AC synchronous servo motors
Environmental ratings	<ul style="list-style-type: none"> IP66/IP67 with shaft seal (standard)⁽¹⁾ Food grade grease on shaft seal 	<ul style="list-style-type: none"> IP66/IP67 with shaft seal (standard)⁽¹⁾ IP69K⁽²⁾ 	<ul style="list-style-type: none"> IP66/IP67 with shaft seal (standard)⁽¹⁾ IP69K⁽²⁾
Continuous stall torque	0.93...19 N•m (8...172 lb•in)	0.80...19 N•m (7...165 lb•in)	8.1 and 21.0 N•m (72 and 186 lb•in)
Peak stall torque	2.69...49 N•m (24...430 lb•in)	2.76...67.8 N•m (24...600 lb•in)	27.1 and 67.8 N•m (240 and 600 lb•in)
Rated speed	Up to 8000 rpm	2300...8000 rpm	3000 rpm
Motor rated output	0.34...4.18 kW (0.46...5.60 Hp)	0.40...3.16 kW (0.54...4.23 Hp)	1.4 and 3.3 kW (1.9 and 4.4 Hp)
Feedback options	<ul style="list-style-type: none"> Multi-turn, high-resolution absolute position Single-turn, high-resolution absolute position 		Multi-turn, high-resolution absolute position
Motor options	<ul style="list-style-type: none"> 24V DC brake Shaft seal kit Positive air-pressure kit 	<ul style="list-style-type: none"> 24V DC brake Shaft seal kit Positive air-pressure kit Mounting plate O-ring 	<ul style="list-style-type: none"> Shaft seal kit with slinger Positive air-pressure kit
Compatible drives	<ul style="list-style-type: none"> Kinetix 5700 Kinetix 5500 	<ul style="list-style-type: none"> Kinetix 5700 Kinetix 5500 	<ul style="list-style-type: none"> Kinetix 5700 Kinetix 5500
Servo cable compatibility	<ul style="list-style-type: none"> 2090-CSxM1xx-xxAA/AFxx (TPE) cables 2090-CSxM1xx-xxVA/LFxx (PVC and PUR) cables 	<ul style="list-style-type: none"> 2090-CSxM1xx-xxAA/AFxx (TPE) cables 2090-CSxM1xx-xxVA/LFxx (PVC and PUR) cables 	<ul style="list-style-type: none"> 2090-CSxM1xx-xxAA/AFxx (TPE) cables 2090-CSxM1xx-xxVA/LFxx (PVC and PUR) cables
Typical applications	<ul style="list-style-type: none"> Food packaging Volumetric filling Form, fill, seal Food handling For meat and poultry applications, the stainless-steel motors are recommended 	<ul style="list-style-type: none"> Meat, poultry, dairy, food and beverage processing Food slicing and filling Raw food handling Life science Consumer products 	<ul style="list-style-type: none"> Meat and poultry processing Food slicing and filling Raw food handling Life science Consumer products

(1) IP66/IP67 with shaft seal (standard) and the use of Rockwell Automation factory-delivered 2090-Series single cable.

(2) IP69K for 1200 psi motor washdown with shaft seal (standard), not including on-motor cable connector.

Kinetix MP Servo Motors

Motor Features	Kinetix MPL Low-inertia Motors	Kinetix MPM Medium-inertia Motors	Kinetix MPF Food-grade Motors	Kinetix MPS Stainless-steel Motors
Main characteristics	<ul style="list-style-type: none"> High torque to size ratio Smart Motor Technology Low rotor inertia 	<ul style="list-style-type: none"> High torque to size ratio Smart Motor Technology Medium rotor inertia Easy migration from 1326AB motors 	<ul style="list-style-type: none"> Configurable winding options, brakes, and encoder feedback Low rotor inertia 	<ul style="list-style-type: none"> Specifically designed for sanitary environments for use with high pressure, highly caustic washdown applications Low rotor inertia
Features	<ul style="list-style-type: none"> 230V and 460V windings High-energy rare-earth magnets Shaft end threaded hole DIN connectors, rotates 180° Standard IEC 72-1 mounting dimensions 	<ul style="list-style-type: none"> 230V and 460V windings Multiple winding speed options High-energy rare-earth magnets Shaft end threaded hole SpeedTec-ready DIN connectors, rotates 180° Standard IEC 72-1 mounting dimensions 	<ul style="list-style-type: none"> Food-grade epoxy coating 230V and 460V windings Shaft end threaded hole SpeedTec-ready DIN connectors, rotates 180° Standard IEC 72-1 mounting dimensions 	<ul style="list-style-type: none"> Smooth, passivated 300 series stainless-steel cylindrical exterior Certified and listed to NSF/ANSI Standard 169 230V and 460V windings Shaft end threaded hole Cable extensions, 3 m (9.8 ft) Standard IEC 72-1 mounting dimensions
Motor type	Brushless AC synchronous servo motors			
Environmental ratings	<ul style="list-style-type: none"> IP50 minimum, without shaft seal (standard) IP66 with optional shaft seal ⁽¹⁾ 	<ul style="list-style-type: none"> IP50 minimum, without shaft seal (standard) IP66 with optional shaft seal ⁽¹⁾ 	<ul style="list-style-type: none"> IP66/IP67 with shaft seal ⁽²⁾ (standard) Food grade grease on shaft seal 	<ul style="list-style-type: none"> IP66/IP67 with shaft seal ⁽²⁾ (standard) IP69K ⁽³⁾
Continuous torque	0.26...163 N•m (2.3...1440 lb•in)	2.18...62.8 N•m (19.3...556 lb•in)	1.6...19.4 N•m (14...172 lb•in)	3.6...21.5 N•m (32...190 lb•in)
Peak torque	0.74...278 N•m (6.6...2460 lb•in)	6.6...154.2 N•m (58...1365 lb•in)	3.61...48.6 N•m (32...430 lb•in)	11.1...98 N•m (67.8...600 lb•in)
Speed	Up to 8000 rpm	Up to 7000 rpm	Up to 5000 rpm	3000 and 5000 rpm
Motor rated output	0.16...18.6 kW	0.75...7.50 kW	0.73...4.1 kW	1.3...3.5 kW
Feedback options ⁽⁴⁾	<ul style="list-style-type: none"> Multi-turn, high-resolution absolute position Single-turn, high-resolution absolute position Incremental encoders Resolver 	<ul style="list-style-type: none"> Multi-turn, high-resolution absolute position Single-turn, high-resolution absolute position Resolver 	<ul style="list-style-type: none"> Multi-turn, high-resolution absolute position Single-turn, high-resolution absolute position 	
Motor options	<ul style="list-style-type: none"> 24V DC brake Shaft seal kit Keyless shaft (limited frame sizes) 	<ul style="list-style-type: none"> 24V DC brake Shaft seal kit Positive air pressure kit 	<ul style="list-style-type: none"> 24V DC brake Shaft seal kit Positive air pressure kit 	<ul style="list-style-type: none"> 24V DC brake Shaft seal kit with slinger Positive air pressure kit
Compatible ^{(5) (6)} drives	<ul style="list-style-type: none"> Kinetix 5700 Kinetix 5500 Kinetix 5300 Kinetix 5100 Kinetix 6200/6500 Kinetix 6000 Kinetix 7000 Kinetix 300/350 Kinetix 2000 PowerFlex® 755 		<ul style="list-style-type: none"> Kinetix 5700 Kinetix 5500 Kinetix 5300 Kinetix 5100 Kinetix 6200/6500 Kinetix 6000 Kinetix 300/350 Kinetix 2000 	
Servo cable compatibility	2090-CxxM7xx cables	2090-CxxM7xx cables	2090-CxxM7xx cables	2090-CxxM7xx cables
Typical applications	<ul style="list-style-type: none"> Packaging Converting Material handling Electronic assembly Automotive 	<ul style="list-style-type: none"> Printing Web handling Converting Automotive 	<ul style="list-style-type: none"> Food packaging Volumetric filling Form, fill, seal Food handling For meat and poultry applications, the Kinetix MPS stainless steel motors are recommended 	<ul style="list-style-type: none"> Meat and poultry Food slicing and filling Raw food handling Processing Life science Consumer products

(1) IP66 with optional shaft seal and the use of Rockwell Automation factory-delivered 2090-Series cable connectors.
 (2) IP66/IP67 with shaft seal (standard) and the use of Rockwell Automation factory-delivered 2090-Series cable connectors.
 (3) IP69K for 1200 psi motor washdown with shaft seal (standard), not including on-motor cable connector.
 (4) Not all drive families accept incremental and resolver feedback options.
 (5) For Kinetix 2000 drive specifications, refer to Additional Resources on [page 233](#) for links to the applicable technical data and design guide publications.
 (6) For PowerFlex 755 drive specifications, refer to the PowerFlex Low Voltage Drives Selection Guide, publication [PFLX-SG002](#).

Kinetix TLP Multi-purpose Servo Motors

Attribute	Value
Main characteristics	<ul style="list-style-type: none"> Developed to match Kinetix 5100 and Kinetix 5300 servo drives for optimal system performance Metric frame sizes Smart Motor Technology High torque to size ratio
Features	<ul style="list-style-type: none"> 200V and 400V-class windings 24-bit high-resolution single-turn and multi-turn absolute feedback Shaft-end threaded hole Metric mounting, consistent with Kinetix TL and TLY compact servo motors
Motor type	Brushless AC synchronous servo motors
Cables and connectors	<ul style="list-style-type: none"> On-motor cables (TLP-A046, TLP-A/B070, TLP-A/B090, and TLP-A100 frame sizes) Military-style motor connectors (TLP-A/B115, TLP-A/B145, TLP-A/B200, and TLP-A/B235 frame sizes) Kinetix 5100 and Kinetix 5300 drive and Kinetix TLP motor system cables lengths up to 50 m (164 ft) Build your own cable options with available connector kits
Environmental rating	<ul style="list-style-type: none"> IP40 motor without shaft seal (standard)⁽¹⁾ IP65 motor with optional shaft seal⁽²⁾ IP30 on-motor cable connectors (TLP-A046, TLP-A/B070, TLP-A/B090, and TLP-A100 frame sizes)
Certifications	Kinetix TLP rotary motors are UL Recognized components to applicable UL and CSA standards. CE marked for all applicable directives. Refer to rok.auto/certifications for the Product Certifications website.
Continuous stall torque	0.160...95.4 N•m (1.42...884 lb•in)
Peak stall torque	0.447...185 N•m (3.96...1634 lb•in)
Rated speed	Up to 3000 rpm
Motor rated output	0.05...15.0 kW (0.067...20.1 Hp)
Compatible servo drives	<ul style="list-style-type: none"> Kinetix 5100 Kinetix 5300
Servo cable compatibility	2090-CTxx-xxxx-xxxxx TLP motor cables
Typical applications	<ul style="list-style-type: none"> Packaging Converting Material handling Electronic assembly Automotive Robotics Medical laboratory equipment

(1) IP40 without shaft seal (standard) and with the use of Rockwell Automation factory-delivered 2090-Series cable connectors (excludes on-motor cable connectors).

(2) IP65 with optional shaft seal and with the use of Rockwell Automation factory-delivered 2090-Series cable connectors (excludes on-motor cable connectors).

Kinetix TL and TLY Compact Servo Motors

Motor Features	Kinetix TL and TLY Servo Motors
Main characteristics	<ul style="list-style-type: none"> • Compact size, high torque density • Metric and NEMA frame sizes • Smart Motor Technology • Low rotor inertia
Features	<ul style="list-style-type: none"> • 230V windings • High-energy (rare-earth) magnets • Cable extensions, 1 m (3.2 ft) • 17-bit serial communication
Motor type	Brushless AC synchronous servo motors
Environmental rating	<ul style="list-style-type: none"> • IP54 without shaft seal (standard) and with the use of Rockwell Automation factory-delivered 2090-Series cable connectors (excludes on-motor cable connectors). • IP65 with optional shaft seal and with the use of Rockwell Automation factory-delivered 2090-Series cable connectors (excludes on-motor cable connectors)
Continuous torque	0.086...5.42 N•m (0.76...48 lb•in)
Peak torque	0.22...13 N•m (1.94...115 lb•in)
Speed	4500, 5000, and 6000 rpm
Motor rated output	0.037...2.0 kW
Feedback options	<ul style="list-style-type: none"> • Multi-turn, (battery-backed) high-resolution absolute position • Incremental (2000 counts)
Motor options	<ul style="list-style-type: none"> • 24V DC brake • Shaft seal kit
Compatible drives ⁽¹⁾	<ul style="list-style-type: none"> • Kinetix 5100 (Kinetix TL/TLY) • Kinetix 5300 (Kinetix TL/TLY) • Kinetix 6000 (Kinetix TLY) • Kinetix 300/350 (Kinetix TLY) • Kinetix 2000 (Kinetix TLY) • Kinetix 3 (Kinetix TL)
Servo cable compatibility	<ul style="list-style-type: none"> • 2090-CxxM6xx cables (Kinetix TLY) • 2090-DANxxx cables (Kinetix TL)
Typical applications	<ul style="list-style-type: none"> • Robotics • Material handling • X-Y tables • Specialty machinery • Semiconductor manufacturing • Medical/laboratory equipment • Light packaging machines • Office machinery

(1) For Kinetix 2000 and Kinetix 3 drive specifications, refer to Additional Resources on [page 233](#) for links to the applicable technical data and design guide publications.

Kinetix HPK Asynchronous Servo Motors

Motor Features	Kinetix HPK Asynchronous Servo Motors
Main characteristics	<ul style="list-style-type: none"> • High-power • Large load inertia
Features	<ul style="list-style-type: none"> • 400V and 460V windings • DIN connectors, rotates 180° • Blower cooled • IEC flange or foot mount
Motor type	Asynchronous Induction Motors
Environmental rating	IP65 with the use of Rockwell Automation factory-delivered 2090-Series feedback cable connector.
Continuous torque	96...955 N•m (849...8452 lb•in)
Peak torque	165...1927 N•m (1460...17,054 lb•in)
Speed	Base speeds of 1500 and 3000 rpm
Motor rated output	17.1...150 kW
Feedback options	<ul style="list-style-type: none"> • Multi-turn, high-resolution absolute position • Single-turn, high-resolution absolute position
Motor options	<ul style="list-style-type: none"> • Multiple junction box mounting locations • Holding brake, 380...460V • HPK-xxxxx-ENC-xx encoder kit
Compatible drives	<ul style="list-style-type: none"> • Kinetix 5700 • Kinetix 7000
Servo cable compatibility	2090-CFBM7Dx motor feedback cables
Typical applications	<ul style="list-style-type: none"> • High power packaging • Converting • Wind/unwind/rewind • Sheeters • Flying knife • Material handling

Linear Servo Motors

Linear motors are UL Recognized components to applicable UL and CSA standards. CE marked for all applicable directives. Refer to <http://ab.rockwellautomation.com> for more information.

LDC-Series and LDL-Series Linear Servo Motors

Linear Motor Features	LDC-Series Linear Servo Motors	LDL-Series Linear Servo Motors
Main characteristics	<ul style="list-style-type: none"> High thrust force to cost ratio for less costly solutions Cogging torque < 5% of the continuous force 230/400 and 460V AC operation 	<ul style="list-style-type: none"> Non-cogging technology for super smooth motion No magnetic attraction between the coil and magnet channel allows for the use of smaller, less expensive linear bearings No external magnetic field to have to shield in magnetic sensitive applications 230V AC operation
Features	<ul style="list-style-type: none"> Speed capabilities to 10 m/s (32.8 ft/s) to increase machine productivity Direct drive technology for extreme servo responsiveness No wear parts to increase machine productivity through less maintenance and replacement Standard Kinetix MP motor power and feedback connectors to easily combine with Allen-Bradley extension and flex cables 	
Motor type	Iron core coil and magnet track	Ironless coil and magnet channel
Environmental rating	IP65 and RoHS compliant	
Continuous forces	74...2882 N (17...648 lb)	63...596 N (14...134 lb)
Peak forces	188...5246 N (42...1179 lb)	209...1977 N (47...444 lb)
Peak velocity	10 m/s (32.8 ft/s)	
Cogging torque	< 5% of the continuous force	Zero
Field-installable accessories	<ul style="list-style-type: none"> Cooling plates Bulkhead connector kit Encoder connector kit Hall sensor for connectorized coil Hall sensor for flying-lead coil 	<ul style="list-style-type: none"> Bulkhead connector kit Encoder connector kit Hall sensor for connectorized coil Hall sensor for flying-lead coil
Compatible drives ⁽¹⁾	<ul style="list-style-type: none"> Kinetix 5700 Kinetix 5300 Kinetix 6200/6500 Kinetix 6000 Kinetix 300 Kinetix 3 Kinetix 2000 	<ul style="list-style-type: none"> Kinetix 5300 Kinetix 6000 Kinetix 300 Kinetix 3 Kinetix 2000
Servo cable compatibility	2090-CxxM7xx cables	
Typical applications	<ul style="list-style-type: none"> Form-fill and seal packaging machines Large format gantries (pick and place, scribing and palletizing) Material handling (pallet movers and sheet glass) Plasma, laser and water jet cutting machines Machine tools Flying cut off machines Coordinate measuring machines Large format routers Large format printers (step axis) 	<ul style="list-style-type: none"> Wafer cutting, handling and marking Computer-to-plate printing machines Large format printing (print head axis) Solar and flat panel scribing (scribe head axis) Axis requiring extremely smooth/constant velocity

(1) For Kinetix 2000 and Kinetix 3 drive specifications, refer to Additional Resources on [page 233](#) for links to the applicable technical data and design guide publications.

Linear Actuators

Actuators are UL Recognized components to applicable UL and CSA standards and CE marked for all applicable directives. Refer to <http://ab.rockwellautomation.com> for more information.

Integrated Linear Actuators

Actuator Features	Kinetix MPAS Integrated Linear Stages	Kinetix MPMA Integrated Multi-axis Linear Stages	LDAT-Series Integrated Linear Thrusters
Main characteristics	<ul style="list-style-type: none"> Rugged linear stages with integrated direct-drive linear motor or ballscrew with Kinetix MP servo motor Available in three frame sizes (base widths) to accommodate a variety of load requirements for general automation Smart Motor Technology (ballscrew) Very high linear speeds (direct drive) 	<ul style="list-style-type: none"> Out of box alignment of 30 arc seconds Field replaceable quick change cable management for ease of maintenance Caged ball-type linear guides that retain lubrication for longer bearing life and provide lower noise levels Absolute encoders on ballscrew axis and incremental encoders on direct-drive linear motor axis Kinetix MP motor power and feedback connectors for connection to Allen-Bradley extension cables and drives Access holes for easy lubrication 	<p>Precise, high-speed, iron-core linear actuators with a built-in linear guide. As a pre-engineered solution, the integrated linear thrusters can help:</p> <ul style="list-style-type: none"> Reduce engineering, design, and documentation time Decrease the amount of mechanisms and components needed to build a custom solution Reduce the time to install the axis into a machine Increase reliability due to direct-drive technology with single linear guide, single wear item, caged-ball linear bearings, and elimination of wear items associated with rotary to linear motion conversion
Features	<ul style="list-style-type: none"> 200/230V and 400/460V operation (only 230V operation for direct-drive 150 mm frame size) High-energy (rare-earth) magnets Heavy duty connectors Operation without limit and home switches Carriage and base mounting design allows 200 mm and 250 mm frame sizes to be stacked Standard Kinetix MP motor power and feedback connectors Optional air purge kit for added protection against ingress of foreign substances 		<ul style="list-style-type: none"> Integrated linear bearing provides the ability to carry a load without having to mount and align external bearings Optimal strip cover for added bearing protection in harsh environments Multiple mounting surfaces and methods for ease of mounting into your machine Couples directly to the item that needs to be moved
Actuator type	<ul style="list-style-type: none"> Direct-drive linear stage Ballscrew-drive linear stage 		<ul style="list-style-type: none"> Direct-drive linear thrusters Frame sizes 30, 50, 75, 100 and 150 mm
Environmental rating	Unique, long life strip seal system provides IP30 environmental rating to prevent debris, larger than 2.5 mm (0.1 in.) diameter, from entering the linear stage		IP30 (with strip cover option)
Continuous forces	83...521 N (19...117 lb)		81...1997 N (18...449 lb)
Peak forces	312...1212 N (70...273 lb)		168...5469 N (38...1229 lb)
Peak velocities	200...5000 mm/s (7.9...196.9 in/s)		Up to 5 m/s (16 ft/s), and acceleration, 49 m/s ² (160 ft/s ²) std.
Stroke lengths ⁽¹⁾	120...1940 mm (4.7...76.4 in.)		100...900 mm (4.0...35.0 in.)
Feedback options	<ul style="list-style-type: none"> Multi-turn, high-resolution absolute position (ballscrew) 5 micron resolution incremental magnetic linear encoder (direct drive) 		<ul style="list-style-type: none"> Incremental, magnetic scale, 5 µm resolution Absolute, magnetic scale, Hiperface, compatible with only Kinetix 300 servo drives
Field-installable accessories	<ul style="list-style-type: none"> Cable track module replacement kit Strip seal replacement kit Top cover Side cover Coupling T-nut kit (package of 10) Toe-clip kit (package of 10) Grease gun kit Grease replacement cartridge 	<ul style="list-style-type: none"> Cable track module replacement kit Strip seal replacement kits Top cover kits (for only Y or Z-axis) Side cover kits Coupling kits (for only Y or Z-axis) Tee-nut kit (package of 10) Tee-nut bar kit Grease gun kit Grease replacement cartridge Rotary servo motor (for only Y or Z-axis) 	<p>Mounting Attachments:</p> <ul style="list-style-type: none"> Foot mounting Clevis (male) flange Clevis (female) swivel flange <p>Slider-end Attachments:</p> <ul style="list-style-type: none"> Rod-eye kit Rod-clevis kit Rod-coupler kit Horizontal payload mounting bracket Counterbalance kit
Compatible drives ⁽²⁾	<ul style="list-style-type: none"> Kinetix 5700 Kinetix 5300 Kinetix 5500 (ballscrew only) Kinetix 6000 and Kinetix 6200/6500 Kinetix 300 (ballscrew and direct-drive) Kinetix 350 (ballscrew only) Kinetix 3 (direct-drive only) Kinetix 2000 	<ul style="list-style-type: none"> Kinetix 5700 Kinetix 5300 Kinetix 5500 (ballscrew only) Kinetix 6000 and Kinetix 6200/6500 Kinetix 300 (ballscrew and direct-drive) Kinetix 350 (ballscrew only) Kinetix 2000 	<ul style="list-style-type: none"> Kinetix 5700 Kinetix 5500 Kinetix 5300 Kinetix 6000 and Kinetix 6200/6500 Kinetix 300 Kinetix 3 Kinetix 2000
Servo cable compatibility	2090-CxxM7xx cables	2090-CxxM7xx cables	2090-CxxM7xx cables
Typical applications	<ul style="list-style-type: none"> Electronic assembly Pick and place Robots Inspection Labeling Dispensing Micro-arraying 	<ul style="list-style-type: none"> Material handling Pick and place Dispensing Scanning Contouring Contoning Flying shape cutting 	Applications that currently use a custom-designed belt actuator or linkage device that converts rotary motion into linear, including cartoners, stackers, case packers, case and tray formers, in-out feeds, diverters, ejectors, drop gates, and horizontal conveyors.

(1) Applies to Kinetix MPAS linear stages. Not all Kinetix MPAS stroke lengths (travels) are available with Kinetix MPMA multi-axis linear stages.

(2) For Kinetix 2000 and Kinetix 3 drive specifications, refer to Additional Resources on [page 233](#) for links to the applicable technical data and design guide publications.

Kinetix VP and Kinetix MP Electric Cylinders

Actuator Features	Kinetix VPAR Electric Cylinders	Kinetix MPAR Electric Cylinders	Kinetix MPAI Heavy-duty Electric Cylinders
Main characteristics	State-of-the-art design features ballscrew construction driven by Kinetix VPL servo motors	State-of-the-art design features ballscrew construction driven by Kinetix MPL servo motors	<ul style="list-style-type: none"> State-of-the-art design features ballscrew and roller screw construction driven by Kinetix MPL servo motors Front flange-mount, front trunnion-mount, and rear clevis-mount cylinders Food-grade (paint) option with epoxy coating and corrosion resistant stainless steel fasteners and accessories
	<ul style="list-style-type: none"> Fully assembled and ready to mount cylinders contribute to reductions in mechanical design engineering, wiring, and commissioning time Smart Motor Technology Very high linear speeds 		
Features	<ul style="list-style-type: none"> 200/230V and 400/460V operation Absolute, high-resolution feedback options consistent with Kinetix VPL servo motors 2090-Series single-cable technology 	<ul style="list-style-type: none"> 200/230V and 400/460V operation Absolute, high-resolution feedback options consistent with Kinetix MP servo motors Standard Kinetix MP motor power and feedback connectors 	
	<ul style="list-style-type: none"> Rated for 100% duty cycle and designed for repeatable, reproducible performance over the actuator's operating life Absolute feedback allows operation without limit and home switches No piping, valving, air, or oil supply required 		
	ISO 15552 pneumatic-class frame sizes 32, 40, and 63 mm		Frame sizes 64, 83, 110, and 144 mm
Actuator type	Ball-screw driven electric cylinders		Ball-screw and roller-screw electric cylinders
Environmental rating	<ul style="list-style-type: none"> IP40 (complete unit) includes rod-end seal and breather port IP66 applies to electronic components with the use of Rockwell Automation factory-delivered 2090-Series cable connectors 		IP66/IP67 (in static condition only) and with the use of Rockwell Automation factory-delivered 2090-Series cable connectors
Continuous stall force	240...2000 N (54...450 lb)		706...13,122 N (159...2950 lb)
Max feed force	300...2500 N (67...562 lb)		1446...14,679 N (325...3300 lb)
Peak velocities	150...1000 mm/s (5.9...39.4 in/s)		176...610 mm/s (6.9...24.0 in/s)
Stroke lengths ⁽¹⁾	100...800 mm (4.0...32.0 in.)		076, 150, 300, 450 mm (3.0, 6.0, 12.0, 18.0 in.)
Feedback options	Multi-turn, high-resolution absolute position		
Optional equipment	24V DC holding brakes		
Field-installable accessories	<ul style="list-style-type: none"> Foot mounting Flange mounting Trunnion mounting kit Trunnion support Mounting attachments (swivel flange, trunnion) Piston-rod attachments (rod eye, rod clevis, rod coupler) Guide rod 		<ul style="list-style-type: none"> Mounting plates Front flange mount Rear clevis mount Rod-end attachments (rod eye, rod clevis) Anti-rotation option
Compatible drives ⁽²⁾	<ul style="list-style-type: none"> Kinetix 5700 Kinetix 5500 	<ul style="list-style-type: none"> Kinetix 5700 Kinetix 5500 Kinetix 5300 Kinetix 6200/6500 Kinetix 6000 Kinetix 300/350 Kinetix 2000 	
Servo cable compatibility	<ul style="list-style-type: none"> 2090-CSxM1xx-xxAA/AFxx (TPE) cables 2090-CSxM1xx-xxVA/LFxx (PVC and PUR) cables 	2090-CxxM7xx cables	
Typical applications	<ul style="list-style-type: none"> Material handling (loading, unloading, lifts, pick and place, diverters, transfers, gantries) Volumetric filling and process control (web guides, valve, nozzle, van, and gate positioning) Fabrication (adjustments for machine backstops and cutting tools, works alignment) Push, pull, eject, press, or clamp parts Packaging (consumer products, automotive, medical) Electronic assembly Insertion systems Inspection and test equipment 		

(1) Not all stroke lengths (travels) are available with all frame sizes.

(2) For Kinetix 2000 drive specifications, refer to Additional Resources on [page 233](#) for links to the applicable technical data and design guide publications.

Servo Drives

Servo drives meet CE compliance and are UL Listed to U.S. and Canadian safety standards. Refer to <http://ab.rockwellautomation.com> for more information.

Integrated Motion on the EtherNet/IP Network Servo Drives

Drive Features	Kinetix 5700	Kinetix 5500
Main characteristics	<ul style="list-style-type: none"> Designed for machines with high axis-counts; high-power and high-performance requirements 208 A DC-bus sharing with DC-bus connector links Single motor cable, SpeedTec connector, with DSL connector kit at drive end Digital (DSL) feedback device and 15-pin (sine/cosine) Hiperface feedback Capability to run servo and induction motors 	<ul style="list-style-type: none"> High performance in a smaller footprint and optimized power density AC input power and 24V DC input power bus-sharing Single motor cable, SpeedTec connector, with flying-leads at drive end Digital (DSL) feedback device provides real-time motor performance information to the control circuitry Capability to run servo and induction motors
	<ul style="list-style-type: none"> Integrated motion and integrated safety on the EtherNet/IP™ network CIP Security communication across the EtherNet/IP network 	Integrated motion and integrated safety on the EtherNet/IP network
	<ul style="list-style-type: none"> TÜV Rheinland certified, PL e, Cat 3; SIL 3 2198-xxxx-ERS3 single-axis and dual-axis inverters <ul style="list-style-type: none"> Hardwired and Integrated STO 2198-xxxx-ERS3 single-axis and dual-axis (series B) inverters <ul style="list-style-type: none"> Integrated (drive-based) Timed SS1 2198-xxxx-ERS4 single-axis and dual-axis inverters <ul style="list-style-type: none"> Hardwired (drive-based) STO Integrated (drive-based) Timed SS1, Monitored SS1 Integrated (controller-based) STO, SS1, SS2, SOS, SLS, SLP, SDI, SFX, SBC 	<ul style="list-style-type: none"> Safe torque-off (STO) control, TÜV Rheinland certified 2198-Hxxx-ERS: Hardwired STO, PL d, Cat 3; SIL 2 2198-Hxxx-ERS2: Integrated STO, PL e, Cat 3; SIL 3
Drive configuration	<ul style="list-style-type: none"> Multi-axis bus-sharing configurations DC-bus and extended DC-bus sharing 	<ul style="list-style-type: none"> Single-axis operation for low-cost simplicity Multi-axis bus-sharing configurations (AC, DC, AC/DC, AC/DC hybrid)
Input voltage	<ul style="list-style-type: none"> 195...528V AC, three-phase, 2198-Pxxx DC-bus power supply 324...506V AC, three-phase, 2198-RPxxx regenerative bus supply (voltage regulation enabled) 324...528V AC, three-phase, 2198-RPxxx regenerative bus supply (voltage regulation disabled) 	<ul style="list-style-type: none"> 195...264V AC, single-phase 195...264V AC, three-phase 324...528V AC, three-phase
Common-bus follower input voltage	276...747V DC	<ul style="list-style-type: none"> 138...186V DC, single-phase 276...373V DC, three-phase 458...747V DC, three-phase
Continuous output power (inverter)	1.7...112 kW	<ul style="list-style-type: none"> 0.2...1.0 kW (195...264V, single-phase input) 0.3...7.2 kW (195...264V, three-phase input) 0.6...14.6 kW (324...528V, three-phase input)
Continuous output current (inverter)	2.5...192 A rms	1.0...23.0 A rms
Drive digital inputs	<ul style="list-style-type: none"> DC-bus power supply: 2 configurable inputs (4 functions) Regenerative bus supplies and inverters: 4 configurable inputs (10 functions) 	<ul style="list-style-type: none"> Home/Registration1 (dual function) High speed registration (1)
Drive digital outputs	Motor brake relay output (with suppression)	
Programming	Studio 5000 Logix Designer application <ul style="list-style-type: none"> 2198-xxxx-ERS3 drive modules: Version 26.00 or later 2198-xxxx-ERS3 (series B) and 2198-xxxx-ERS4 drive modules: Version 31.00.00 or later 2198-S263-ERSx and 2198-S312-ERSx drive modules: version 32.00 or later 2198-RPxxx regenerative bus supplies: version 32.00 or later 	Studio 5000 Logix Designer application version 21.00 or later
	Ladder logic, structured text, and sequential function charts	
Logix 5000 module compatibility	<ul style="list-style-type: none"> 1756-EN2T, 1756-EN2TR, 1756-EN3TR EtherNet/IP modules with ControlLogix 5570 and 5580 controllers or GuardLogix 5570 and 5580 safety controllers CompactLogix 5370 and CompactLogix 5380 controllers or Compact GuardLogix 5370 or 5380 safety controllers 	
I/O control	EtherNet/IP network	
Feedback	<ul style="list-style-type: none"> DSL high-resolution absolute, multi-turn and single-turn encoder feedback Hiperface and incremental encoder support with 2198-K57CK-D15M connector kit Feedback-only, master feedback, and load feedback support options 	<ul style="list-style-type: none"> DSL high-resolution absolute, multi-turn and single-turn encoder feedback Hiperface encoder support with 2198-H2DCK converter kit
	Feedback-only axis with Bulletin 842HR, 844D, 847H, or 847T encoders	
Rotary motors compatibility	<ul style="list-style-type: none"> Kinetix VPL, VPC, VPF, VPH, VPS Kinetix MPL, MPM, MPF, MPS Kinetix HPK Kinetix RDB 	<ul style="list-style-type: none"> Kinetix VPL, VPF, VPH, VPS Kinetix MPL, MPM, MPF, MPS
Linear motors compatibility	LDC-Series Iron Core	-

Integrated Motion on the EtherNet/IP Network Servo Drives (continued)

Drive Features	Kinetix 5700	Kinetix 5500
Linear actuator compatibility	<ul style="list-style-type: none"> LDAT-Sxxxxx-xDx and -xBx Integrated Linear Thrusters Kinetix VPAR, MPAR, MPAI Electric Cylinders Kinetix MPAS and MPMA Linear Stages 	<ul style="list-style-type: none"> LDAT-Sxxxxx-xDx Integrated Linear Thrusters Kinetix VPAR, MPAR, MPAI Electric Cylinders Kinetix MPAS and MPMA Linear Stages (ballscrew only)
Induction motor support	<ul style="list-style-type: none"> Basic volts/hertz, fan/pump V/Hz, and sensorless-vector open-loop frequency control Closed-loop control 	Basic volts/hertz, fan/pump V/Hz, and sensorless-vector open-loop frequency control
Servo cable compatibility	<ul style="list-style-type: none"> 2090-CSxM1xx-xxAA/AFxx (TPE) cables 2090-CSxM1xx-xxVA/LFxx (PVC and PUR) cables 2090-CxxM7xx cables 	<ul style="list-style-type: none"> 2090-CSxM1xx-xxAA/AFxx (TPE) cables 2090-CSxM1xx-xxVA/LFxx (PVC and PUR) cables 2090-CxxM7xx cables
Accessory compatibility	<ul style="list-style-type: none"> 2198-CAPMOD-2240 capacitor module 2198-DCBUSCOND-RP312 DC-bus conditioner module 2198-CAPMOD-DCBUS-IO extension module 2198 AC (EMC) line filters 2198 encoder output module 2198 shared-bus connector kits 2198 external passive-shunt resistors Encompass partner Powerohm active shunts 1321 line reactors 	<ul style="list-style-type: none"> 2198-CAPMOD-1300 capacitor module 2198 AC (EMC) line filters 2198 encoder output module 2198 shared-bus connector kits 2097 external passive-shunt resistors

Integrated Motion on the EtherNet/IP Network Servo Drives (continued)

Drive Features	Kinetix 6500	Kinetix 350
Main characteristics	<ul style="list-style-type: none"> Multi-axis, integrated motion, optimized for low and high axis count Supports complete motion command set Common bus Modular design 	<ul style="list-style-type: none"> Single-axis, integrated motion, optimized for low axis count Supports complete motion command set 120V input models drive 240V motors at full speed (catalog numbers 2097-V31PRx) 240V, single-phase input modules include integrated AC line filter (catalog numbers 2097-V32PRx) Memory module for Automatic Device Replacement (ADR)
	Integrated motion on the EtherNet/IP network <ul style="list-style-type: none"> Safe speed monitoring Safe torque-off control TÜV Rheinland certified PL e, Category 4; SIL 3 	<ul style="list-style-type: none"> Safe torque-off control TÜV Rheinland certified PL d, Category 3; SIL 2
Drive configuration	1...8 Axes on Bulletin 2094 power rail	Single-axis
Input voltage	324...528V AC, three-phase (400V-class)	<ul style="list-style-type: none"> 120/240V AC, single-phase 240V AC, three-phase 480V AC, three-phase
Common-bus follower input voltage	458...747V DC (400V-class)	N/A
Continuous output power (inverter)	1.8...22 kW (400V-class)	0.4...1.7 kW (single-phase input) 0.5...3.0 kW (single-phase or three-phase input) 1.0...3.0 kW (three-phase input)
Continuous output current (inverter)	2.8...34.6 A rms (400V-class)	2.0...12.0 A rms
Drive digital inputs	<ul style="list-style-type: none"> Enable, home, overTravel ± High speed registration (2/axis) 	<ul style="list-style-type: none"> Enable, home, overTravel ± High speed registration (1)
Drive digital outputs	Motor brake relay output (with suppression)	
Programming	RSLogix 5000 software, version 18.00.00 or later	RSLogix 5000 software, version 20.00.00 or later
	Ladder logic, structured text, and sequential function charts	
Logix 5000 module compatibility	<ul style="list-style-type: none"> 1756-EN2T, 1756-EN2TR, 1756-EN3TR EtherNet/IP modules with ControlLogix 5570 and ControlLogix 5580 controllers or GuardLogix 5570 and 5580 safety controllers CompactLogix 5370 and 5380 controllers or Compact GuardLogix 5370 and 5380 safety controllers 	
I/O control	EtherNet/IP	
Feedback	<ul style="list-style-type: none"> High-resolution absolute multi-turn and single-turn encoder Incremental encoder EnDat 2.1 and 2.2 encoders 	<ul style="list-style-type: none"> High-resolution absolute multi-turn and single-turn encoder Incremental encoder
	Feedback-only auxiliary axis	Feedback-only axis with Bulletin 842E-CM encoder
Rotary motors compatibility	Kinetix MPL, MPM, MPF, MPS	<ul style="list-style-type: none"> Kinetix MPL, MPM, MPF, MPS Kinetix TLY
Linear motors compatibility	LDC-Series Iron Core	N/A
Linear actuator compatibility	<ul style="list-style-type: none"> Kinetix MPAS, MPMA Linear Stages LDAT-Sxxxxx-xBx Integrated Linear Thrusters Kinetix MPAR, MPAI Electric Cylinders 	<ul style="list-style-type: none"> Kinetix MPAR, MPAI Electric Cylinders Kinetix MPAS, MPMA (ballscrew only) Linear Stages
Servo cable compatibility	2090-CxxM7xx cables	2090-CxxM7xx cables
Accessory compatibility	<ul style="list-style-type: none"> 2094 Line Interface Modules (LIM) 2198 encoder output module 2090 Resistive Brake Modules (RBM) 1394 external passive-shunt resistors 	<ul style="list-style-type: none"> 2097 I/O terminal expansion block 2097 memory module programmer 2097 AC (EMC) line filters 2097 external passive-shunt resistors 2198 encoder output module

Integrated Motion on Sercos Interface Servo Drives

Drive Features	Kinetix 6200	Kinetix 6000
Main characteristics	<ul style="list-style-type: none"> Multi-axis Common bus Modular design 	<ul style="list-style-type: none"> Multi-axis Common bus Enhanced peak performance
	Integrated motion on Sercos interface	
	<ul style="list-style-type: none"> Safe speed monitoring Safe torque-off control TUV Rheinland certified PL e, Category 4; SIL 3 	<ul style="list-style-type: none"> Safe torque-off control TUV Rheinland certified PL e, Category 3; SIL 3
Drive configuration	1...8 Axes on Bulletin 2094 power rail	
Input voltage	324...528V AC, three-phase (400V-class)	195...265V AC, three-phase (200V-class) 324...528V AC, three-phase (400V-class)
Common-bus follower input voltage	458...747V DC (400V-class)	275...375V DC (200V-class)
		458...747V DC (400V-class)
Continuous output power (inverter)	1.8...22 kW (400V-class)	1.2...11 kW (200V-class)
		1.8...22 kW (400V-class)
Continuous output current (inverter)	2.8...34.6 A rms (400V-class)	3.7...34.6 A rms (200V-class)
		2.8...34.6 A rms (400V-class)
Drive digital inputs	<ul style="list-style-type: none"> Enable, home, overTravel ± High speed registration (2/axis) 	
Drive digital outputs	Motor brake relay output (with suppression)	
DPI connector	N/A	DriveExplorer software or DPI HIM module
Programming	RSLogix 5000 software, Version 17.00.00 or later	
	Ladder logic, structured text, and sequential function charts	
Logix 5000 module compatibility	<ul style="list-style-type: none"> 1756-M03SE, 1756-M08SE, 1756-M16SE ControlLogix communication modules 1768-M04SE CompactLogix communication module 	
I/O control	Fiber-optic Sercos	
Feedback	<ul style="list-style-type: none"> High-resolution absolute multi-turn and single-turn encoder Incremental encoder EnDat 2.1 and 2.2 encoders 	<ul style="list-style-type: none"> High-resolution absolute multi-turn and single-turn encoder Incremental encoder EnDat 2.1 and 2.2 encoder support with 2090-K6CK-KENDAT module Resolver
	Feedback-only Auxiliary Axis	
Rotary motors compatibility	<ul style="list-style-type: none"> Kinetix MPL, MPM Kinetix MPF, MPS 	<ul style="list-style-type: none"> Kinetix MPL, MPM Kinetix MPF, MPS Kinetix TLY-Axxxx-H
Linear motors compatibility	LDC-Series Iron Core	<ul style="list-style-type: none"> LDC-Series Iron Core LDL-Series Ironless
Linear actuator compatibility	<ul style="list-style-type: none"> Kinetix MPAS Linear Stages LDAT-Sxxxxx-xBx Integrated Linear Thrusters Kinetix MPMA Multi-axis Linear Stages Kinetix MPAI Electric Cylinders 	<ul style="list-style-type: none"> Kinetix MPAS LDAT-Sxxxxx-xBx Integrated Linear Thrusters Kinetix MPMA Kinetix MPAI
Servo cables compatibility	2090-CxxM7xx cables	
Accessory compatibility	<ul style="list-style-type: none"> 2094 Power Interface Module (IPIM) 2094 Line Interface Modules (LIM) 2090 Resistive Brake Modules (RBM) 1394 external passive-shunt resistors 	<ul style="list-style-type: none"> 2094 Power Interface Module (IPIM) 2094 Line Interface Modules (LIM) 2090 Resistive Brake Modules (RBM) 1394 external passive-shunt resistors

Indexing and Component Servo Drives

Drive Features	Kinetix 5100	Kinetix 300
Main characteristics	<ul style="list-style-type: none"> Single-axis solution for low-complexity motion applications Flexible control architecture for PTO, analog and digital I/O control, or explicit messaging with PLC EtherNet/IP Indexing or AOI control with PAC 	<ul style="list-style-type: none"> Single-axis solution for low-complexity motion applications Flexible control architecture for PTO, I/O control, or explicit messaging with PLC EtherNet/IP Indexing control with PAC
	<ul style="list-style-type: none"> 0.20...1.0 kW at 120V AC, nom (single-phase) 0.40...2.0 kW at 200...230V AC (single-phase and three-phase) 3.0...15 kW at 230V AC (three-phase) 0.40...15 kW at 480V AC (three-phase) 	<ul style="list-style-type: none"> 120V input models drive 240V motors at full speed (catalog numbers 2097-V31PRx) 240V, single-phase input modules include integrated AC line filter (catalog numbers 2097-V32PRx) Memory module for Automatic Device Replacement (ADR)
	EtherNet/IP network with DLR support	EtherNet/IP network without DLR support
	<ul style="list-style-type: none"> Hardwired, safe torque-off (STO) control TÜV Rheinland certified PL d, Category 3; SIL 2 	
Drive configuration	Single-axis	Single-axis
Input voltage	<ul style="list-style-type: none"> 95...132V AC rms, single-phase (120V nom) 170...253V AC rms, single-phase (200...230V nom) 170...253V AC rms, three-phase (230V nom) 342...528V rms, three-phase (480V nom) 	<ul style="list-style-type: none"> 120/240V AC, single-phase 240V AC, three-phase 480V AC, three-phase
Continuous output power	<ul style="list-style-type: none"> 0.20...1.0 kW (single-phase input) 0.40...2.0 kW (single-phase or three-phase input) 3.0...15 kW (three-phase input) 0.40...15 kW (three-phase input) 	<ul style="list-style-type: none"> 0.4...1.7 kW (single-phase input) 0.5...3.0 kW (single-phase or three-phase input) 1.0...3.0 kW (three-phase input)
Continuous output current	1.6...78 A rms	2.0...12.0 A rms
Drive digital I/O	<ul style="list-style-type: none"> Ten configurable inputs <ul style="list-style-type: none"> High-speed registration inputs (2) Six configurable outputs 	<ul style="list-style-type: none"> Digital Inputs <ul style="list-style-type: none"> Enable, home, overTravel +/- High-speed registration input (1) Eight configurable inputs Digital Outputs <ul style="list-style-type: none"> Ready Four configurable outputs
Drive analog I/O	<ul style="list-style-type: none"> Two analog inputs Two analog outputs 	<ul style="list-style-type: none"> One analog input One analog output
Programming	<ul style="list-style-type: none"> KNX5100C Drive Configuration software for drive configuration and tuning Connected Components Workbench software for programming Micro800 controllers RSLogix 5000[®] software for programming MicroLogix 1100 and 1400 controllers Studio 5000 Logix Designer application, version 31.00.00 or later for programming ControlLogix and CompactLogix controllers 	<ul style="list-style-type: none"> MotionView - Built-in Web server for configuration and diagnostics Connected Components Workbench software for programming Micro800 controllers RSLogix 5000 software, version 17.00.00 or later (ladder logic, structured text, and sequential function charts)
Logix 5000 module/controller compatibility	<ul style="list-style-type: none"> ControlLogix 5570 or 5580 controller with 1756-ENxT CompactLogix 5370 or 5380 controllers with embedded dual port MicroLogix 1100 and 1400 controller Micro830[®] or Micro850[®] controllers 	
I/O control	<ul style="list-style-type: none"> PTO, analog/digital I/O control, or explicit messaging with PLC EtherNet/IP indexing and AOI control with PAC 	<ul style="list-style-type: none"> PTO, I/O control or explicit messaging with PLC EtherNet/IP indexing control with PAC
Feedback	<ul style="list-style-type: none"> High-resolution absolute multi-turn and single-turn encoder (Hiperface protocol) High-resolution absolute multi-turn encoder (24-bit serial protocol) Digital AqB (TTL) encoders with UVW (incremental) 2198-K51CK-D15M motor feedback connector kit 	<ul style="list-style-type: none"> High-resolution absolute multi- and single-turn encoder (Hiperface protocol) High-resolution absolute multi-turn encoder (Tamagawa 17-bit serial protocol) Digital AqB (TTL) encoders with UVW (incremental) 2198-K2CK-D15M motor feedback connector kit
	<ul style="list-style-type: none"> Auxiliary port for master and load (incremental) feedback 2198-AUXKIT auxiliary feedback connector kit 	Master encoder inputs for master gearing mode (with incremental encoder)
Rotary motors compatibility	<ul style="list-style-type: none"> Kinetix TLP Kinetix MPL, MPM, MPF, MPS Kinetix TL/TLY 	<ul style="list-style-type: none"> Kinetix MPL, MPM, MPF, MPS Kinetix TLY
Linear motors compatibility	-	<ul style="list-style-type: none"> LDC-Series Iron Core LDL-Series Ironless
Linear actuator compatibility	-	<ul style="list-style-type: none"> Kinetix MPA and MPAL Electric Cylinders Kinetix MPAS and MPMA Linear Stages LDAT-Sxxxxxx-xBx (incremental encoder) Integrated Linear Thrusters LDAT-Sxxxxxx-xDx (high-resolution, absolute encoder) Integrated linear thrusters
Servo cable compatibility	<ul style="list-style-type: none"> 2090-CTxx-xxxx-xxxxx (Kinetix TLP) 2090-CxxM7xx cables (Kinetix MP) 2090-CxxM6xx cables (Kinetix TLY) 2090-DANxxx cables (Kinetix TL) 	<ul style="list-style-type: none"> 2090-CxxM7xx cables 2090-CxxM6xx cables (Kinetix TLY)
Accessory compatibility	<ul style="list-style-type: none"> 2198 I/O terminal expansion block 2198 AC (EMC) line filters 2198 passive shunt resistors 2097 passive shunt resistors 	<ul style="list-style-type: none"> LDAT-CONKIT-DSL connector kit for LDAT-Sxxxxxx-xDx Linear Thrusters 2097 I/O terminal expansion block 2097 memory module programmer 2097 AC (EMC) line filters 2097 passive shunt resistors

Motor and Actuator Cables

Cables meet CE compliance and are UL Listed or Recognized components to applicable U.S. and Canadian safety standards. Refer to <http://ab.rockwellautomation.com> for more information.

Single Motor Cables

Cable Features	TPE Single Motor Cables	PVC and Halogen-free PUR Single Motor Cables
Catalog numbers	<ul style="list-style-type: none"> 2090-CSxM1Dx-xxAAxx standard, non-flex cables 2090-CSBM1Dx-xxAFxx continuous-flex cables 2090-CSBM1E1-xxAFxx continuous-flex extension cables 	<ul style="list-style-type: none"> 2090-CSxM1Dx-xxVAxx (PVC) standard, non-flex cables 2090-CSBM1Dx-xxLFxx (PUR) continuous-flex cables 2090-CSBM1E1-xxVA/LFxx (PVC/PUR) extension cables
Common features	<ul style="list-style-type: none"> Designed in accordance with NFPA-79 Low capacitance design to maximize system power density SpeedTec connection system Encoder communication data pair with state of the art noise rejection DESINA compliant jacket (orange) coloring for easy identification and separation of cables in a machine 	
Agency compliance	<ul style="list-style-type: none"> UL Listed <ul style="list-style-type: none"> 10, 8, and 6 AWG bulk cable, flexible VFD servo cable PLTC-ER rated bulk cable (14 and 18 AWG) UL AWM, 1000V, 105 °C construction cUR AWM I/II A/B, 600V, 105 °C construction for 6 and 8 AWG cables CSA AWM I/II A/B, 1000V, 105 °C construction for 10, 14, and 18 AWG cables 	<ul style="list-style-type: none"> UL Recognized <ul style="list-style-type: none"> 18, 14, 10, 8, and 6 AWG bulk cable UL AWM, 1000V, 90 °C construction cUR AWM I/II A/B, 1000V, 90 °C construction CSA AWM I/II A/B, 1000V, 90 °C construction
IEC and VDE standards	-	See Kinetix 2090-Series Single Motor Cables Quick Reference, publication 2090-OR002 , for more information on IEC and VDE standards.
Materials	TPE jacket with superior mechanical and chemical properties	<ul style="list-style-type: none"> PVC and PUR jacket with durable mechanical and chemical properties PUR (LF) is Halogen Free materials to IEC 60754-1, UL 2885
	100% braid coverage for best EMC performance	85% braid coverage for better EMC performance
Rated flex-cycles (linear flexing applications)	<ul style="list-style-type: none"> 10, 14, and 18 AWG continuous-flex cables and continuous-flex extension cables are suitable for 20 million flex-cycles at 10 times cable diameter. 10 million flex-cycles in bending (tic-toc) applications. 6 and 8 AWG continuous-flex cables and continuous-flex extension cables are suitable for 6.5 million flex-cycles at 10 times cable diameter 	<ul style="list-style-type: none"> 6, 8, 10, 14, and 18 AWG continuous-flex cables and continuous-flex extension cables are suitable for 10 million flex-cycles at 7 times cable diameter or 15 million flex-cycles at 10 times cable diameter 5 million cycles in bending (tic-toc) applications
Bend radius specifications	<ul style="list-style-type: none"> Static bend radius - 7x OD Continuous bend radius - 10x OD 	<ul style="list-style-type: none"> Static bend radius - 5x OD Continuous bend radius - 7x OD (PUR only)
General specifications	105 °C (221 °F) rated temperature	90 °C (194 °F) rated temperature
	FT4 flame test rated, VW-1	FT1 flame test rated, VW-1
	UL OIL RES I/II	<ul style="list-style-type: none"> UL 1581 EN 50363-10-2 (PUR) EN 50363-4-1 (PVC)
	Best EMC/EMI performance	Better EMC/EMI performance
Compatible rotary motors	Kinetix VPL, VPC-Bxxxx-Q, VPF, VPH, and VPS servo motors	
Compatible linear actuators	Kinetix VPAR electric cylinders	
Compatible servo drives	<ul style="list-style-type: none"> Kinetix 5500 Kinetix 5700 	

Kinetix TLP Motor Power/brake, Feedback, and Brake Cables

Cable Features	Kinetix TLP Motor Power/Brake, Feedback, and Brake Cables
Catalog numbers	<ul style="list-style-type: none"> • 2090-CTPx-MxDF-xxAxx standard, non-flex power/brake cables • 2090-CTPx-MxDF-xxFxx continuous-flex power/brake cables • 2090-CTFB-MxDD-CFAxx standard, non-flex feedback cables • 2090-CTFB-MxDD-CFFxx continuous-flex feedback cables • 2090-CTBK-MBDF-20Axx standard, non-flex brake cables • 2090-CTBK-MBDF-20Fxx continuous-flex brake cables • 2090-CTPx-MxET-xxFxx continuous-flex extension power/brake cables • 2090-CTFB-MxET-xxFxx continuous-flex extension feedback cables • 2090-CTBK-MxET-xxFxx continuous-flex extension brake cables
Features	<ul style="list-style-type: none"> • Designed in accordance with NFPA-79 • Low capacitance design to maximize system power density • 2090-CTxxMAxx-xxxxx cables with molded connectors for TLP-A046...TLP-A100 motors • 2090-CTxxMC/MD/MExx-xxxxx cables with military connectors for TLP-A115...TLP-A235 motors
Agency compliance	<ul style="list-style-type: none"> • UL Recognized: 18, 16, 12, 8, 6, and 4 AWG bulk power cable <ul style="list-style-type: none"> - UL AWM, 600V, 105 °C construction - cUR AWM I/II A, 600V, 105 °C construction • UL Recognized: Bulk feedback cable <ul style="list-style-type: none"> - UL AWM, 300V, 80 °C construction for up to 20 m (65.6 ft) cable length - UL AWM, 30V, 80 °C construction for 30 m (98.4 ft) and 50 m (164 ft) cable length • UL Recognized: Bulk brake cable <ul style="list-style-type: none"> - UL AWM, 300V, 105 °C construction
Materials	<p>PVC cable jacket with durable mechanical and chemical properties</p> <p>85% braid coverage for EMC performance</p>
Rated flex-cycles (linear flexing applications)	Continuous-flex cables and continuous-flex extension cables options
Bend radius specifications	<ul style="list-style-type: none"> • Static bend radius - 8x OD • Continuous bend radius - 12x OD
General specifications	<p>105 °C (221 °F) rated temperature</p> <p>VW-1 flame test rated</p> <p>Better EMC/EMI performance</p>
Compatible rotary motors	Kinetix TLP servo motors
Compatible linear actuators	-
Compatible linear motors	-
Compatible servo drives	<ul style="list-style-type: none"> • Kinetix 5100 • Kinetix 5300

Motor Power/brake and Feedback Cables

Cable Features	Motor Power/Brake and Feedback Cables
Catalog numbers	<ul style="list-style-type: none"> • 2090-CPxM7DF-xxAAxx standard, non-flex power/brake cables • 2090-CPxM7DF-xxAFxx continuous-flex power/brake cables • 2090-CFBM7Dx-CEAAxx standard, non-flex feedback cables • 2090-CFBM7Dx-CxAFxx continuous-flex feedback cables • 2090-CPBM7E7-xxAFxx continuous-flex extension power/brake cables • 2090-CFBM7E7-CxAFxx continuous-flex extension feedback cables
Features	<ul style="list-style-type: none"> • Designed in accordance with NFPA-79 • SpeedTec connection system • DESINA compliant jacket (orange) coloring for easy identification and separation of cables in a machine
Agency compliance	<ul style="list-style-type: none"> • UL Listed bulk cable with 600V insulation rating for use in cable trays and exposed run applications <ul style="list-style-type: none"> - Type TC-ER: Power-only and power-with-brake cables - Type PLTC-ER: Feedback cable optimized for high-resolution feedback • CSA AWM, I/II A/B, 600V, 90 °C construction
Materials	<p>Vinyl TPE blend/PVC cable jacket with superior mechanical and chemical properties</p> <p>100% braid coverage for best EMC performance</p>
Rated flex-cycles (linear flexing applications)	8, 10, 14, and 16 AWG continuous-flex cables and continuous-flex extension cables are suitable for 20 million flex-cycles
Bend radius specifications	<ul style="list-style-type: none"> • Static bend radius - 7x OD • Continuous bend radius - 12x OD
General specifications	<p>90 °C (194 °F) rated temperature</p> <p>FT1 flame test rated, VW-1</p> <p>Best EMC/EMI performance</p>
Compatible rotary motors	<ul style="list-style-type: none"> • Kinetix VPC-Bxxxxx-S/Y/M • Kinetix MPL, MPM, MPF, and MPS servo motors • Kinetix HPK and RDB servo motors
Compatible linear actuators	<ul style="list-style-type: none"> • Kinetix MPAS/MPMA linear actuators • Kinetix MPAR and MPAL electric cylinders • LDAT-Series linear thrusters
Compatible linear motors	<ul style="list-style-type: none"> • LDC-Series iron-core linear motors • LDL-Series ironless linear motors
Compatible servo drives	<ul style="list-style-type: none"> • Kinetix 5700 • Kinetix 5500 • Kinetix 5300 • Kinetix 5100 • Kinetix 6200/6500 • Kinetix 6000 • Kinetix 300/350

Kinetix 5700 Servo Drives



The Kinetix 5700 drive family helps expand the value of integrated motion on EtherNet/IP™ to large, custom machine-builder applications. Drive modules connect and operate by using ControlLogix, GuardLogix, CompactLogix, or Compact GuardLogix controllers.

With the Logix Designer application as a single control engine, and one design environment – Studio 5000 – machine builders now have more flexibility to scale, design, and control to help meet their needs. Kinetix 5700 servo drives can help reduce commissioning time and improve machine performance. They offer the simplicity, power, and space savings you need to help get your machine up and running faster.

Kinetix 5700 servo drives are designed for machines with high axis-counts and high-power requirements. Single and dual-axis inverters are available with integrated and hardwired functional safety.

Kinetix 5700 Drive System Features

- Designed for machines with high axis-counts, high-power requirements, and high-performance needs
- CIP Security communication that helps to provide a secure data transport across the EtherNet/IP network
- DC-bus power supply, 240/480V three-phase operation
 - AC input voltage range: 195...528V rms, three-phase
 - Multi-axis, DC-bus sharing, extended DC-bus sharing
- Regenerative bus supply, 480V three-phase operation
 - AC input voltage range: 324...506V rms, three-phase
 - Multi-axis, DC-bus sharing, extended DC-bus sharing
 - Provides full-line motoring and regenerative power to and from a Kinetix 5700 common DC-bus system
 - Integrated LC filter minimizes AC line harmonics from the AC power source
- Single-axis and dual-axis inverters
 - 1.7...112 kW continuous output power
 - 3.5...271.5 A 0-pk, continuous output current
 - Accepts Hiperface DSL encoder feedback from Kinetix VP servo motor or actuator family
 - Accepts Hiperface multi- and single-turn encoder feedback from compatible Allen-Bradley motors and actuators
 - Accepts Digital AqB, Digital AqB with UVW, sine/cosine, and sine/cosine with UVW master feedback types
- 2198-xxxx-ERS3 and 2198-xxxx-ERS4 single-axis and dual-axis inverters
 - TÜV Rheinland certified functional safety, PL e, Cat 3; SIL 3; Hardwired and Integrated STO
- 2198-xxxx-ERS3 single-axis and dual-axis (series B) inverters add integrated (drive-based) Timed SS
- 2198-xxxx-ERS4 single-axis and dual-axis inverters add:
 - Integrated (drive-based) Timed SS1, Monitored SS1
 - Integrated (controller-based) SS1, SS2, SOS, SLS, SLP, SDI, SFX, SBC
- 2090-Series single cable technology for Kinetix VP motors; DSL connector kit (drive-end) and SpeedTec connector (motor-end)
- Bulletin 2198 capacitor module, DC-bus conditioner module, extension module, passive shunt resistors, and Encompass partner Powerohm active shunts for energy absorption management
- Support for permanent-magnet servo motors and actuators
- Support for induction motors with open-loop frequency control or closed-loop control
- Integrated motion and integrated safety on the EtherNet/IP network

To compare drive features across drive families, refer to [Servo Drives](#) beginning on [page 30](#).

Kinetix 5700 Drive Module Components

Kinetix 5700 servo drive systems consist of these required components:

- 2198-Pxxx DC-bus power supplies (up to three modules wired in parallel are possible)
- 2198-RPxxx regenerative bus supplies (provides full-line motoring and regenerative power)
- Single-axis and dual-axis inverters
 - Extended drive systems are possible with Bulletin 2198 accessory modules
- Kinetix VP (400V-class) servo motors and actuators
- Kinetix VPL, VPF, and VPH (200V-class) servo motors
 - Use 2090-CSxM1DE cables (includes 2198-KITCON-DSL feedback connector kit) or 2090-CSxM1DG flying-lead cables (order 2198-KITCON-DSL connector kit separately) with all Kinetix VP servo motors and actuators
- Kinetix MP (400V-class) servo motors and actuators
- Kinetix MPL, MPM, MPF, and MPS (200V-class) servo motors
- LDAT-Series linear thrusters, LDC-Series linear motors, or Kinetix HPK asynchronous rotary motors
 - Use 2090-CPxM7DF power/brake cables and 2090-CFBM7DF feedback cables with 2198-K57CK-D15M universal feedback connector kits with all Kinetix MP, LDAT-Series, LDC-Series, and Kinetix HPK rotary and linear products
- Support for induction motors with basic volts/hertz, fan/pump V/Hz, and sensorless-vector open-loop frequency control methods or closed-loop motor feedback options
- 1606-XLxxx 24V power supplies for control and motor brake power
- 1585J-M8CBJM-x (shielded) Ethernet cable

Kinetix 5700 servo drive systems can also include any of these optional components:

- Kinetix 5700 accessory modules
 - 2198-CAPMOD-2240 capacitor module
 - 2198-DCBUSCOND-RP312 DC-bus conditioner module
 - 2198-CAPMOD-DCBUS-IO extension module
- 2198-ABQE encoder output module
- One 2198-DBRxx-F or 2198-DBxx-F AC line filter
- 2198-Rxxx external passive-shunt resistors
- External active shunts from Rockwell Automation Encompass partner, Powerohm Resistors, Inc., are available for connecting to Bulletin 2198 DC-bus power supplies and regenerative bus supplies.
- Bulletin 1321 line reactors (required with two or three 2198-P208 DC-bus power supplies)
- Bulletin 2198 24V DC input-power shared-bus connection system

For detailed Kinetix 5700 drive system requirements, refer to the Kinetix 5700 Drive Systems Design Guide, publication [KNX-RM010](#).

Kinetix 5700 Drive Module Selection

Kinetix 5700 Drive Modules	Module Cat. No. ⁽¹⁾		Module Width mm	Continuous Output Power kW	Continuous Output Current to Bus A _{DC} rms	Continuous Output Current A 0-pk
DC-bus Power Supply (195...528V AC rms, three-phase input power)	2198-P031 2198-P070		55	7 17	10.5 25.5	-
	2198-P141 2198-P208		85	31 46	46.9 69.2	
Regenerative Power Supply (324...506V AC rms, three-phase input power) ⁽²⁾	2198-RP088		165	24	35.3	-
	2198-RP200		275	67	100.0	
	2198-RP263		440	119	176.4	
	2198-RP312			140	207.0	
Dual-axis Inverters	2198-D006-ERS3	2198-D006-ERS4	55	1.7	-	3.5
	2198-D012-ERS3	2198-D012-ERS4		3.4		7.0
	2198-D020-ERS3	2198-D020-ERS4		5.5		11.3
	2198-D032-ERS3	2198-D032-ERS4		8.9		18.3
	2198-D057-ERS3	2198-D057-ERS4	85	15.9		32.5
Single-axis Inverters	2198-S086-ERS3	2198-S086-ERS4	85	29.7	-	60.8
	2198-S130-ERS3	2198-S130-ERS4		44.9		91.9
	2198-S160-ERS3	2198-S160-ERS4	100	60.1		120.2
	2198-S263-ERS3 2198-S312-ERS3	2198-S263-ERS4 2198-S312-ERS4	220	90 112		212.1 271.5

(1) Throughout this publication, when the Kinetix 5700 inverter catalog number ends in -ERSx, for example 2198-D057-ERSx, the variable (x) indicates that the inverter catalog number can be -ERS3 or -ERS4.

(2) Applies when DC-bus voltage regulation is enabled. If DC-bus voltage regulation is not enabled, the input voltage range is 324...528V AC. For more information on these two modes of operation, see the Kinetix 5700 Servo Drives User Manual, publication [2198-UM002](#).

For Kinetix 5700 drive module specifications not included in this publication, refer to the Kinetix Servo Drives Technical Data, publication [KNX-TD003](#).

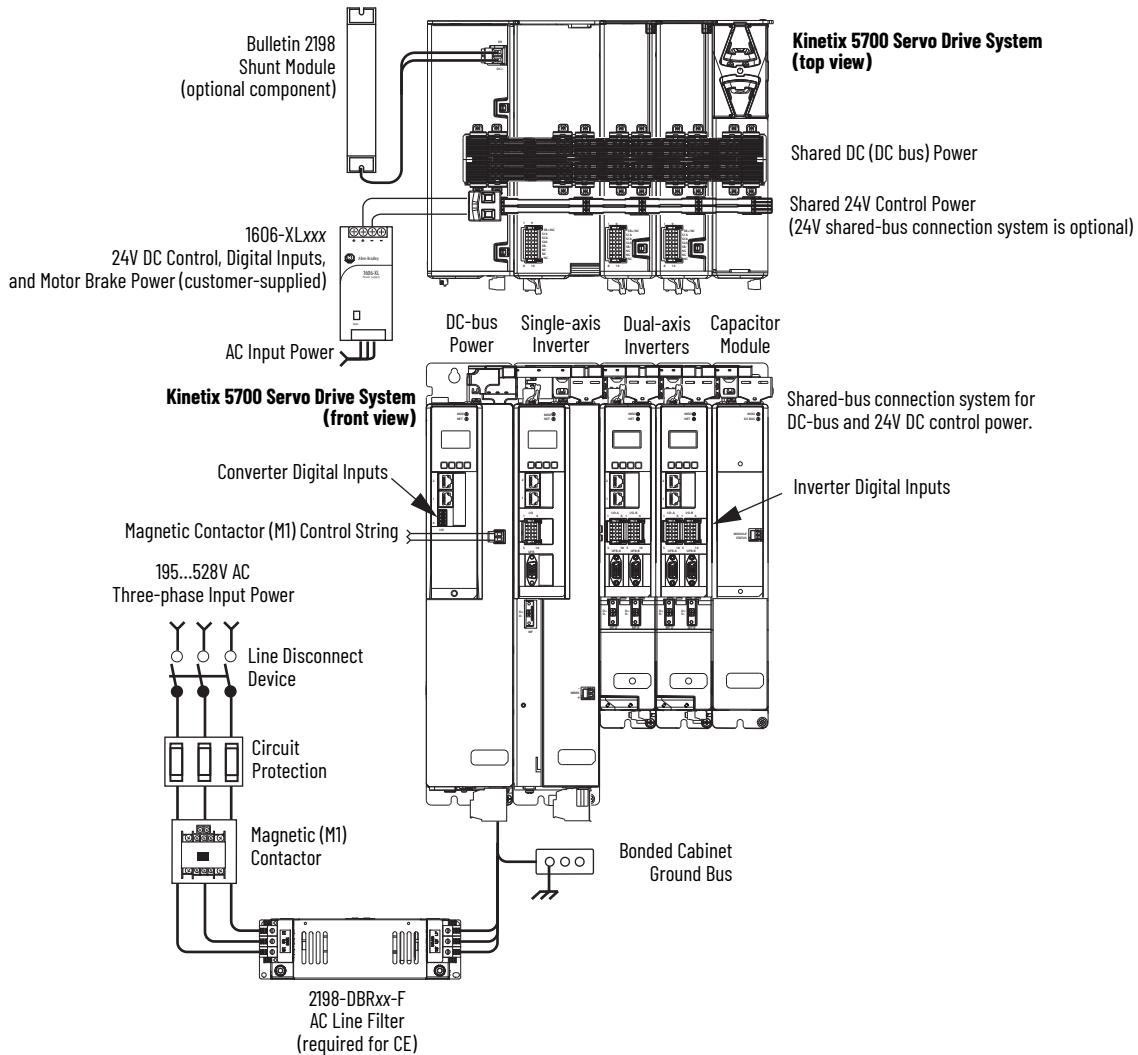
DC-bus Power Supply Input Power Configurations

A single 2198-Pxxx DC-bus (converter) power supply can supply the Kinetix 5700 drive system with 276...747V shared DC-bus power (3.5...46 kW). For additional output power (kW) you can install two or three 2198-P208 DC-bus power supplies. You can also extend the DC-bus to additional inverter clusters via accessory modules.

DC-bus Power Supply Configuration Example

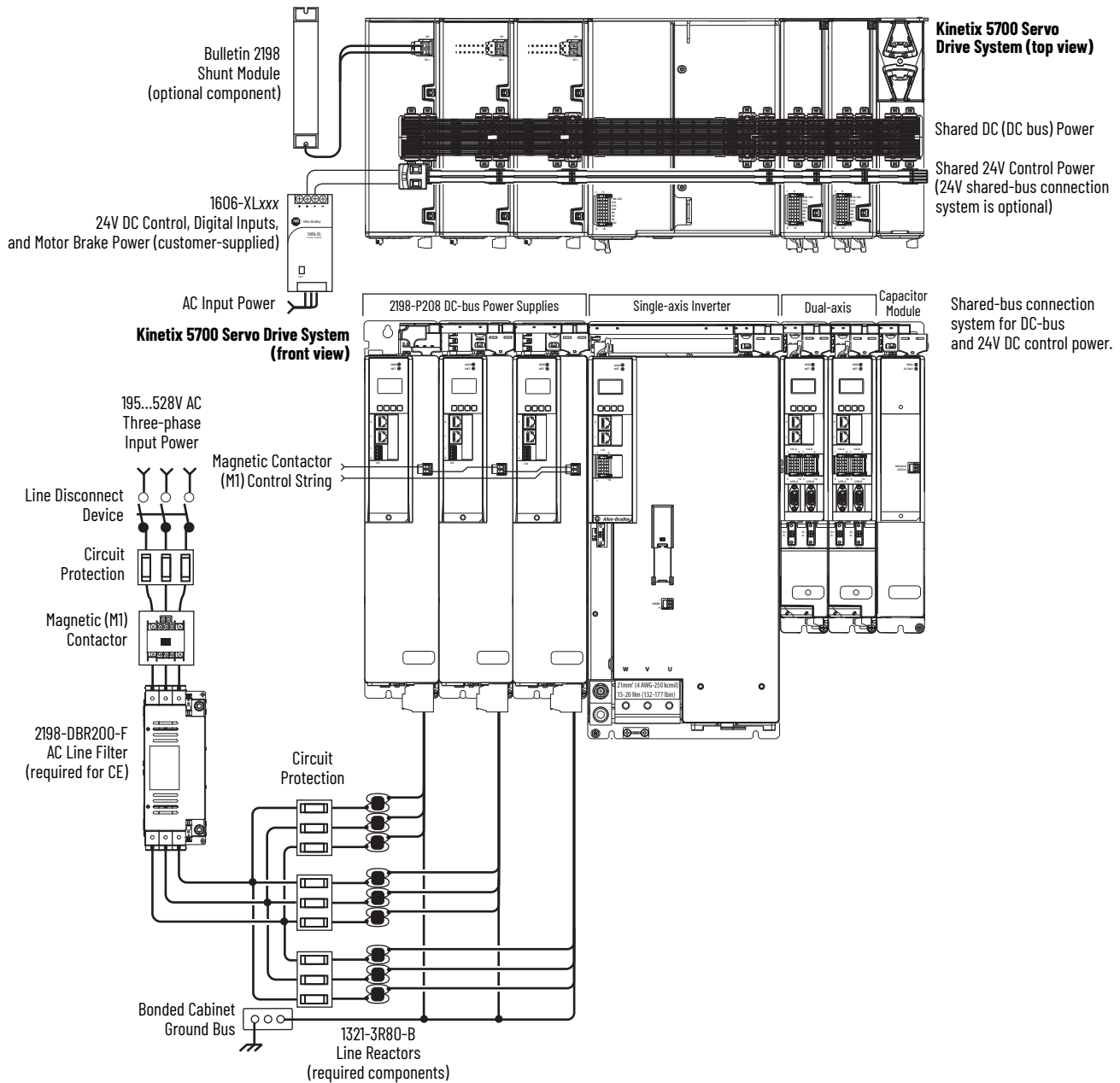
In this multi-axis example, AC input power is fed to the DC-bus (converter) power supply. One single-axis (inverter) module and two dual-axis (inverter) modules support five axes of motion. The DC-bus power supply is mounted on the far left and the inverters are positioned on the right, but the reverse mounting order (right to left) is also possible.

Digital inputs are wired to sensors and the control circuitry at the IOD connectors. The contactor-enable relay protects the DC-bus power supply in the event of shutdown fault conditions.



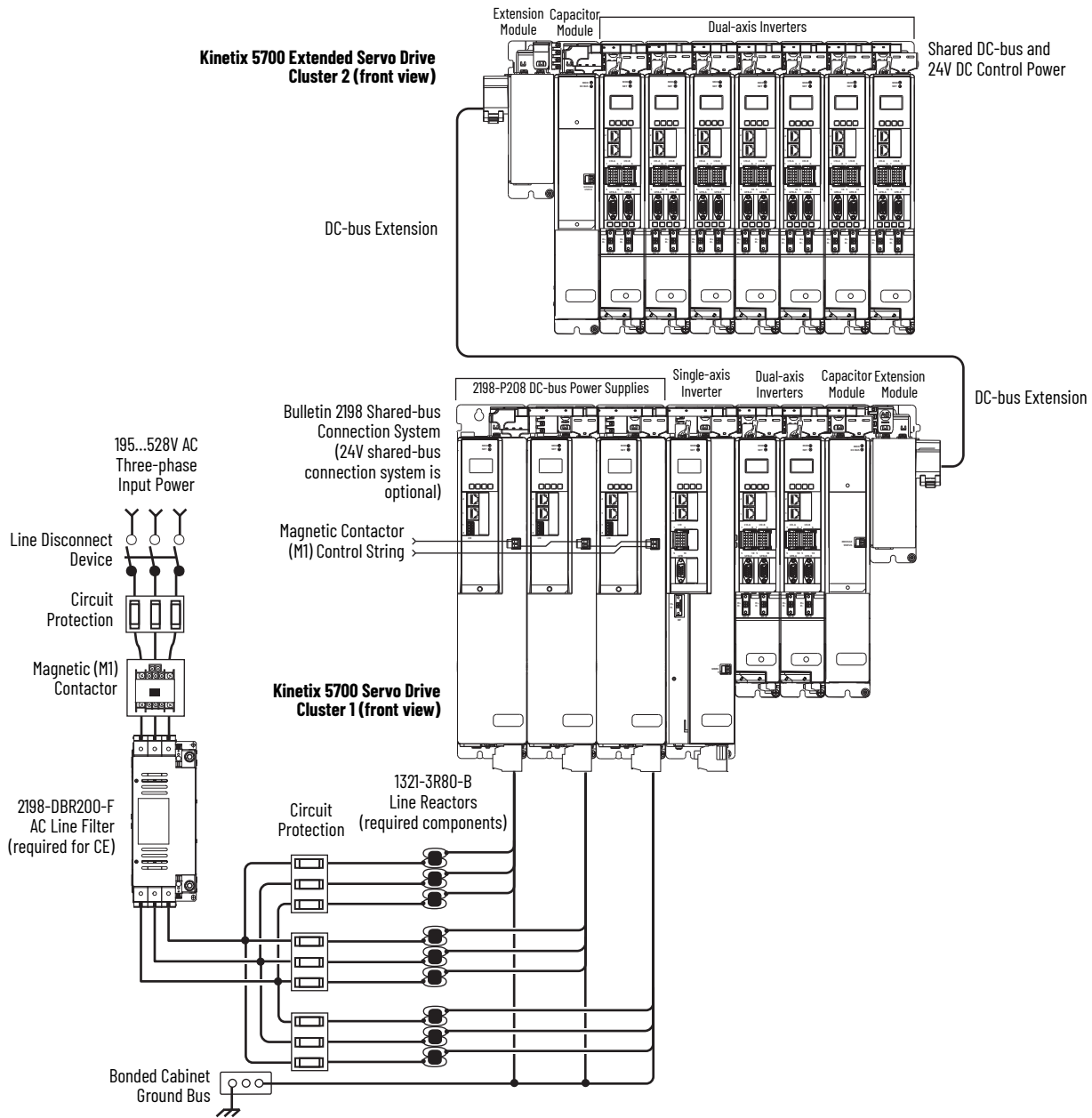
Multiple DC-Bus Power Supply Configuration

In this example, three DC-bus (converter) power supplies all receive AC input power and feed the inverter modules for increased output power. Contactor enable relays from each of the DC-bus power supplies are wired in series to protect the DC-bus power supply in the event of shutdown fault conditions



Extended DC-bus Configuration Example

In this example, two drive clusters in the same cabinet are connected by the same 276...747V DC bus voltage. Kinetix 5700 accessory modules provide connection points for the DC-bus at the end of cluster 1 and the beginning of cluster 2. The Kinetix 5700 servo drive system is capable of up to 208 A DC-bus current. Two accessory modules are needed when the DC-bus system current exceeds 104 A. See the Kinetix 5700 Servo Drives User Manual, publication [2198-UM002](#), for more information on the when accessory modules are required.



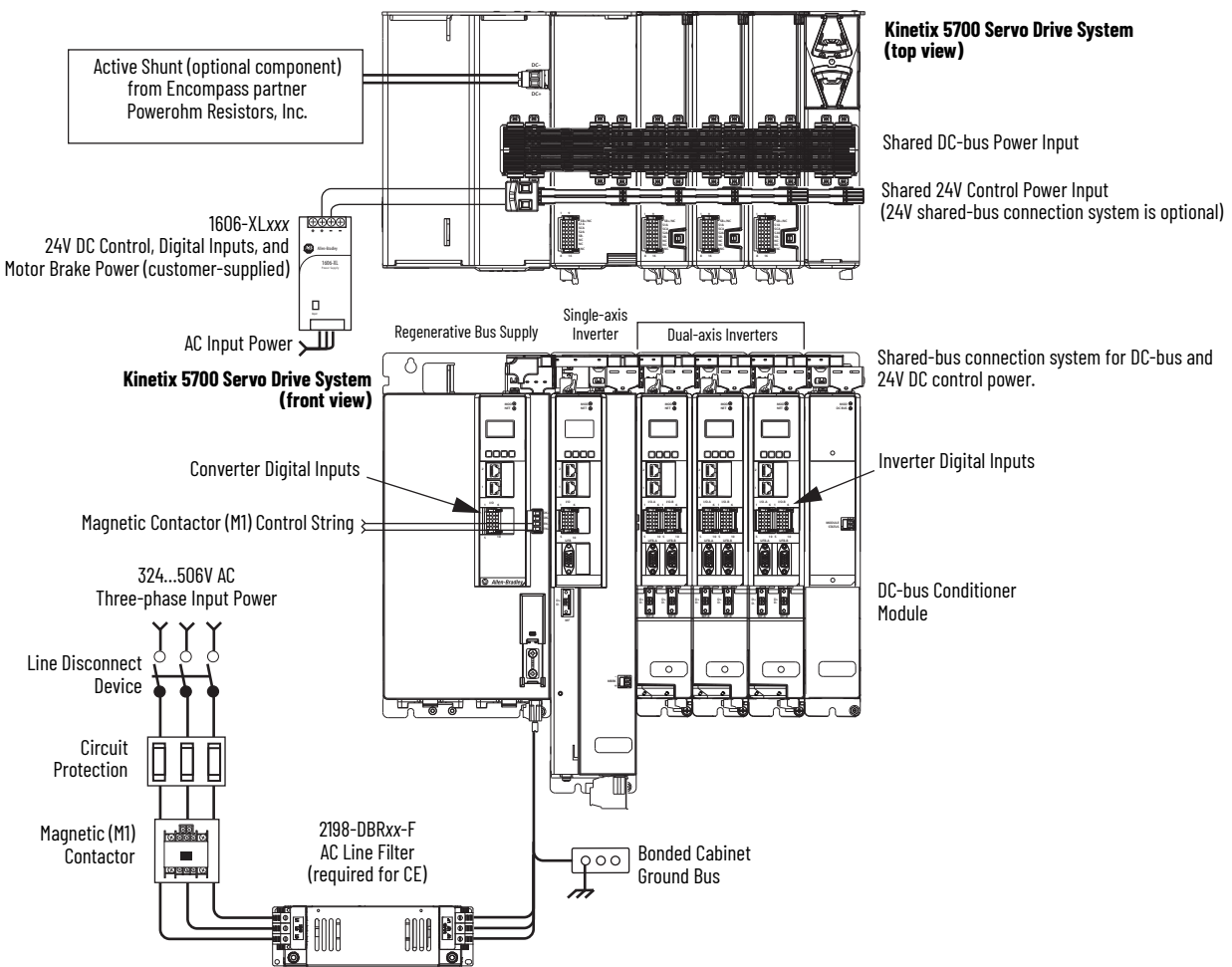
Regenerative Bus Supply Input Power Configurations

The 2198-RPxxx regenerative bus supply (24...140 kW) provides full-line motoring and regenerative power to and from the Kinetix 5700 drive system. In addition, you can extend the DC-bus voltage to additional inverter clusters via accessory modules. The regenerative bus supply can be left or right of the inverters. Further, we recommend that the highest inverter power ratings are positioned closest to the regenerative bus supply and in decreasing order leading away from the regenerative bus supply.

Typical Regenerative Bus Configuration Examples

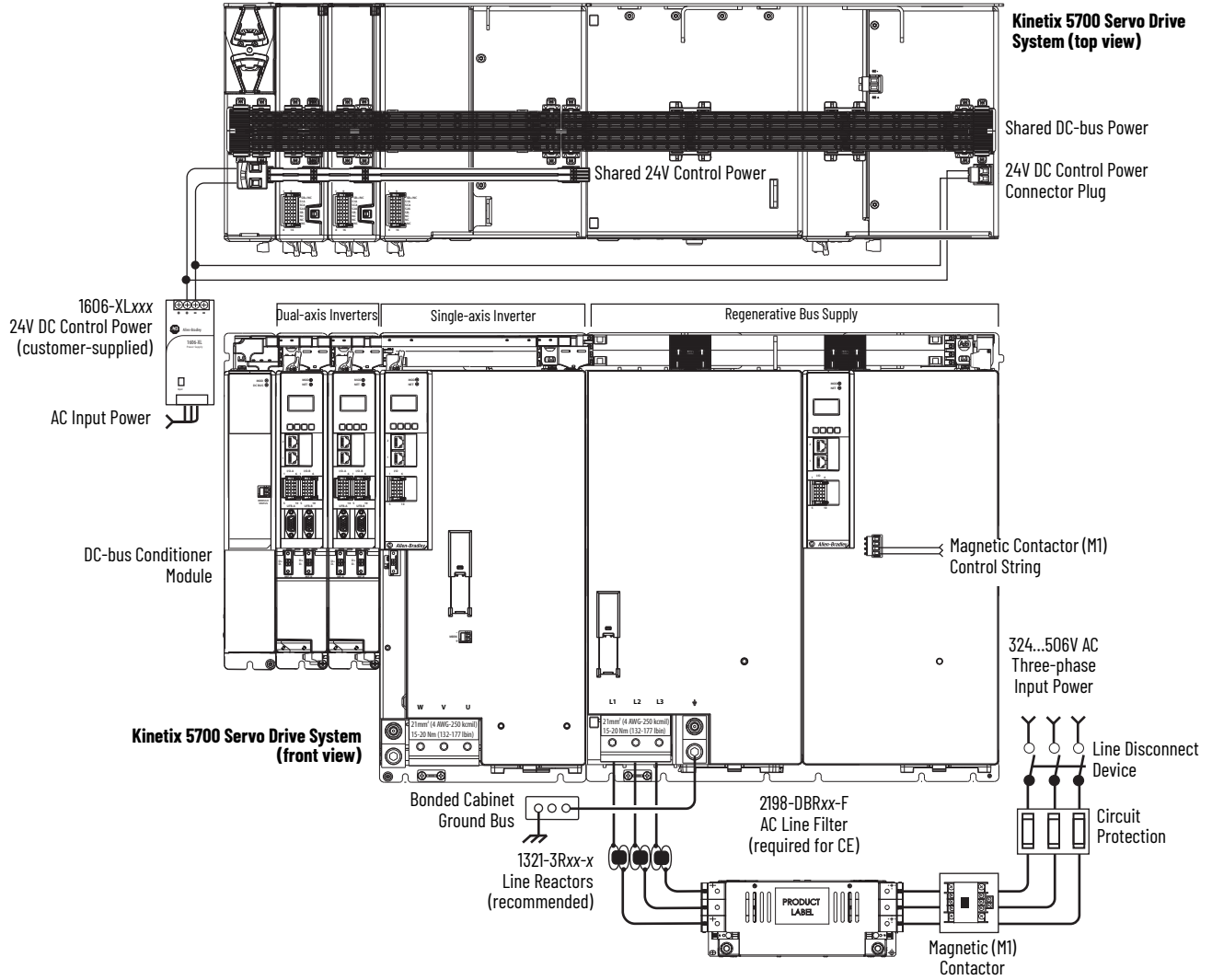
In this example, the inverter modules are mounted to the right of the regenerative bus supply. One single-axis (inverter) module and three dual-axis (inverter) modules support seven axes of motion. Other features include:

- Digital inputs are wired to sensors and the control circuitry at the IOD connectors.
- The contactor enable relay protects the regenerative bus supply in the event of shutdown fault conditions.
- The DC-bus conditioner module is required when the combined motor cable length exceeds 400 m (1312 ft). See the Kinetix 5700 Servo Drives User Manual, publication [2198-UM002](#), for more information on the when accessory modules are required.



In this example, the 2198-RP312 regenerative bus supply is mounted on the far right and followed by the 2198-S312-ERSx single-axis inverter, and two 2198-D020-ERSx dual-axis inverters.

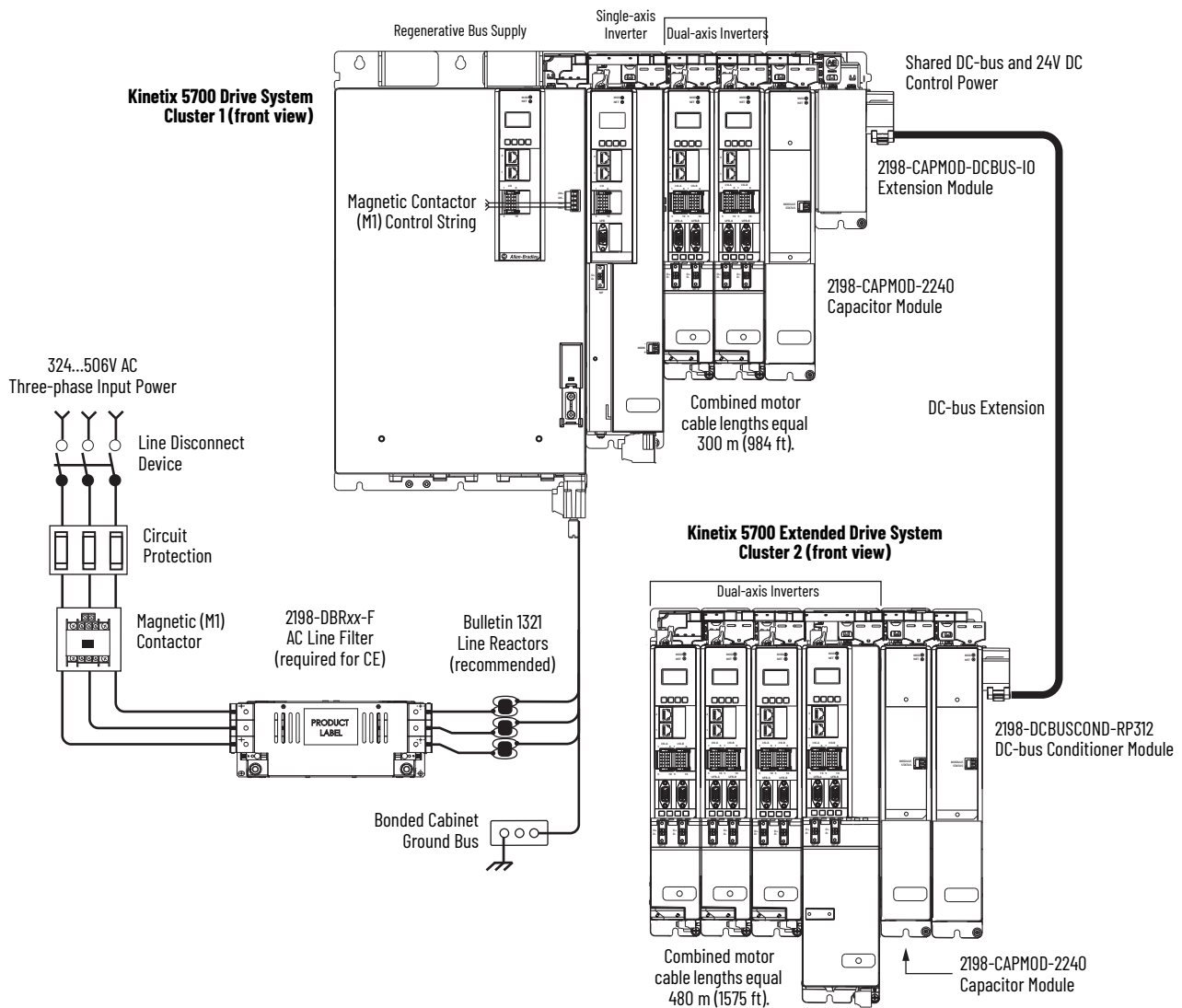
- The 2198-BARCON-440DC200 DC-bus link extends the DC-bus from the regenerative bus supply to the single-axis inverter.
- The 2198-BARCON-220DC200 DC-bus link extends the DC-bus from the single-axis inverter to the dual-axis inverter
- The regenerative bus supply has 24V DC wired to the connector plug.
- The 2198-xxxx-P-T bus-bar connector extends 24V control power from the input wire connector to the dual-axis and single-axis inverters.
- The DC-bus conditioner module is required when the combined motor cable length exceeds 400 m (1312 ft). See the Kinetix 5700 Servo Drives User Manual, publication [2198-UM002](#), for more information on the when accessory modules are required.



Extended Regenerative Bus Configuration Example

In this example, two drive clusters in the same cabinet are connected by the same 458...747V DC bus voltage.

- Kinetix 5700 accessory modules provide connection points for the DC bus at the end of cluster 1 and the beginning of cluster 2.
- The Kinetix 5700 servo drive system is capable of up to 208 A DC-bus current. Two parallel accessory modules are needed when the DC-bus system current exceeds 104 A.
- The DC-bus conditioner module is required when the combined motor cable length for each cluster exceeds 400 m (1312 ft). See the Kinetix 5700 Servo Drives User Manual, publication [2198-UM002](#), for more information on the when accessory modules are required.

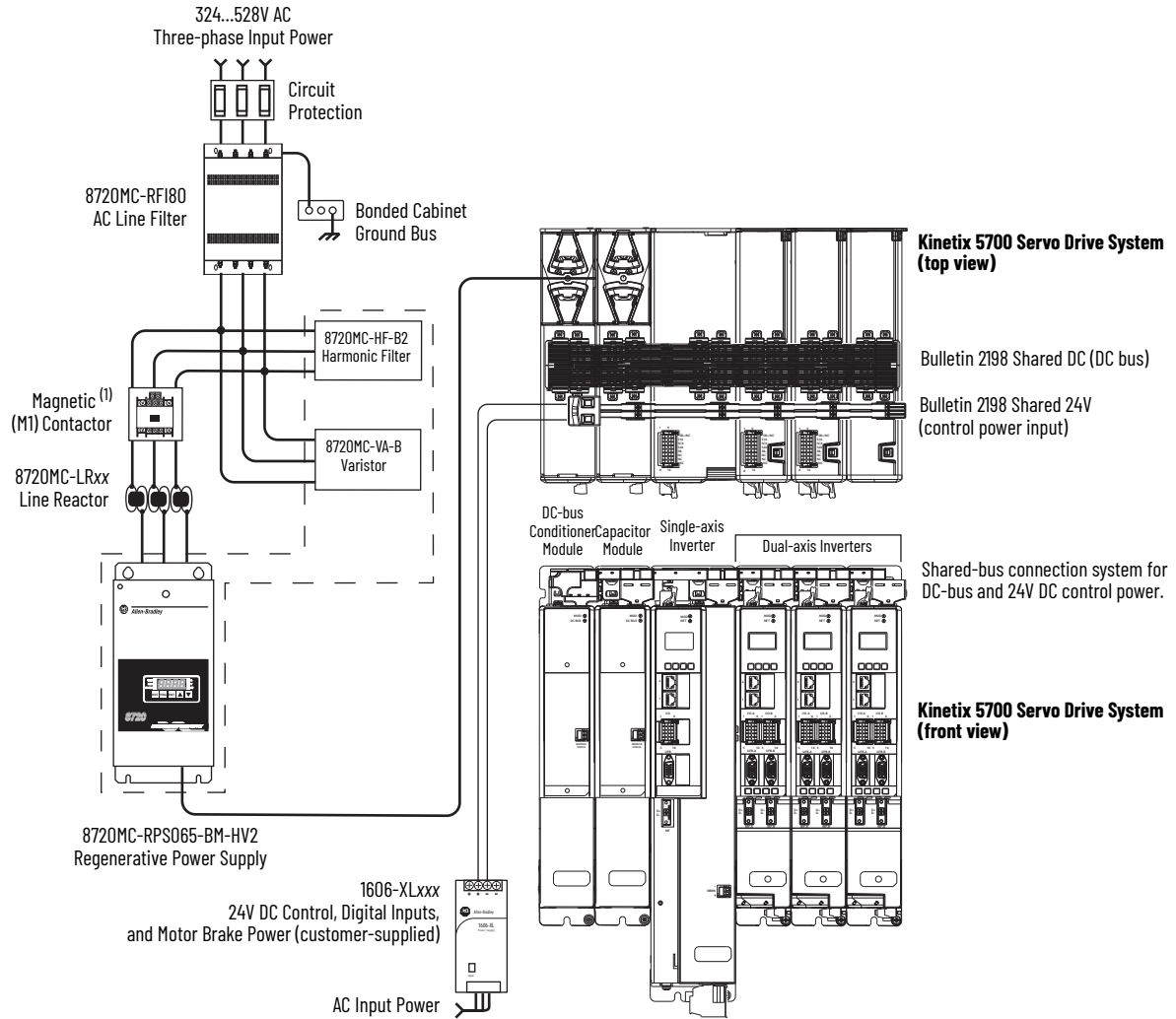


8720MC-RPS Power Supply Input Power Configuration

In this example, three-phase AC input power is fed to the Bulletin 8720MC regenerative power supply. The 8720MC-RPS DC-bus voltage supplies the Kinetix 5700 DC-bus via the capacitor module.

- The 8720MC-RPS065 provides 65 A of DC-bus current. The 2198-CAPMOD-2240 capacitor module and 2198-DCBUSCOND-RP312 DC-bus conditioner are required to reduce voltage stress on the system components.
- If the 8720MC-RPS190 is used, the capacitor module and DC-bus conditioner module provide up to 208 A of DC input current. DC-bus full-regeneration is possible with this configuration.
- The DC-bus conditioner module is required when the combined motor cable length for each cluster exceeds 400 m (1312 ft). See the Kinetix 5700 Servo Drives User Manual, publication [2198-UM002](#), for more information on the when accessory modules are required.

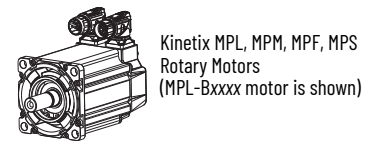
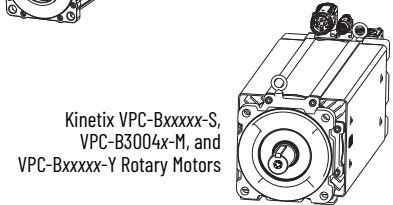
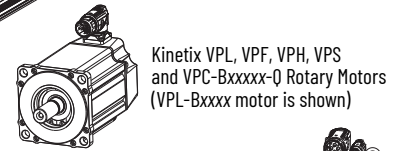
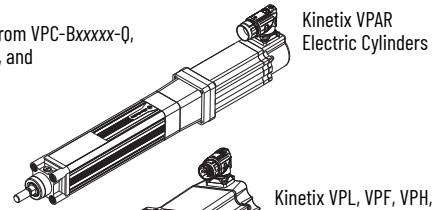

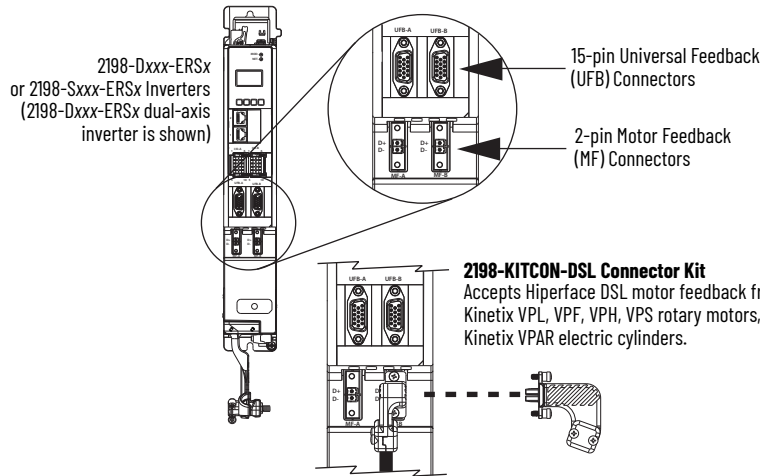
IMPORTANT The 8720MC-RPS power supply is not compatible with the iTRAK power supply.



(1) This M1 contactor is controlled by the 8720MC regenerative power supply.

Motor and Auxiliary Feedback Configurations

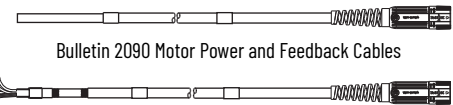
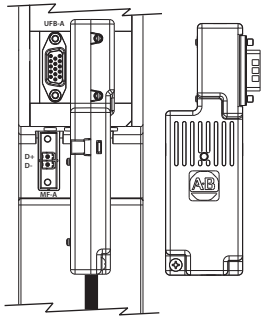
Feedback connections are made at the 2-pin motor feedback (MF) connector and the 15-pin universal feedback (UFB) connector. These examples illustrate how you can use the Bulletin 2198 connector kits for making these connections.



2198-K57CK-D15M Universal Connector Kit

Accepts multiple encoder feedback types:

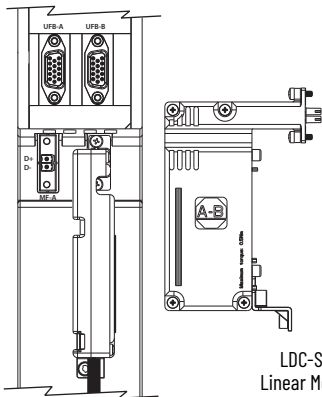
- Hiperface high-resolution absolute multi-turn and single-turn encoders
 - VPC-Bxxxx-S and VPC-B3004x-M rotary motors
 - Kinetix MPL (-S/M or -E/V), MPM, MPF, MPS rotary motors
 - Kinetix HPK asynchronous rotary motors
 - Kinetix MPAS (ballscrew), MPMA, VPAR, MPAI linear actuators
 - LDAT-Series (-xDx) linear thrusters
- Sin/Cos or Digital AqB with UVW incremental encoders
 - Kinetix MPL-H
 - Kinetix MPAS (direct drive)
 - LDAT-Series (-xBx) linear thrusters
 - LDC-Series linear motors
- EnDat high-resolution absolute encoders
 - VPC-Bxxxx-Y rotary motors
 - Kinetix RDB direct-drive motors
- Feedback-only, master feedback, or load feedback (absolute single-turn/multi-turn Hiperface)
- Feedback-only, master feedback, or load feedback (incremental)



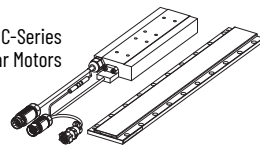
2198-H2DCK Converter Kit

Converts 15-pin Hiperface feedback into 2-pin DSL feedback for:

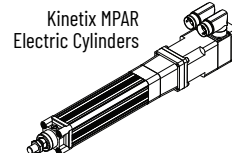
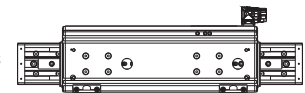
- VPC-Bxxxx-S and VPC-B3004x-M rotary motors
- Kinetix MPL, MPM, MPF, MPS rotary motors and Kinetix MPAS, MPMA, MPAI linear actuators
- Kinetix HPK asynchronous rotary motors
- LDAT-Series linear thrusters and LDC-Series linear motors
- Feedback-only, master feedback, or load feedback (absolute single-turn/multi-turn Hiperface)



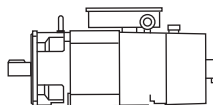
LDC-Series Linear Motors



LDAT-Series Linear Thrusters



Kinetix HPK Asynchronous Rotary Motors and Induction Rotary Motors (closed-loop control)



Typical Communication Configurations

The Kinetix 5700 drives support any Ethernet topology including linear, ring, and star by using ControlLogix, GuardLogix, or CompactLogix controllers. These examples feature the ControlLogix 5570 programmable automation controllers with support for integrated motion and integrated safety over the EtherNet/IP network. Other Allen-Bradley controllers are also compatible with the Kinetix 5700 servo drives.

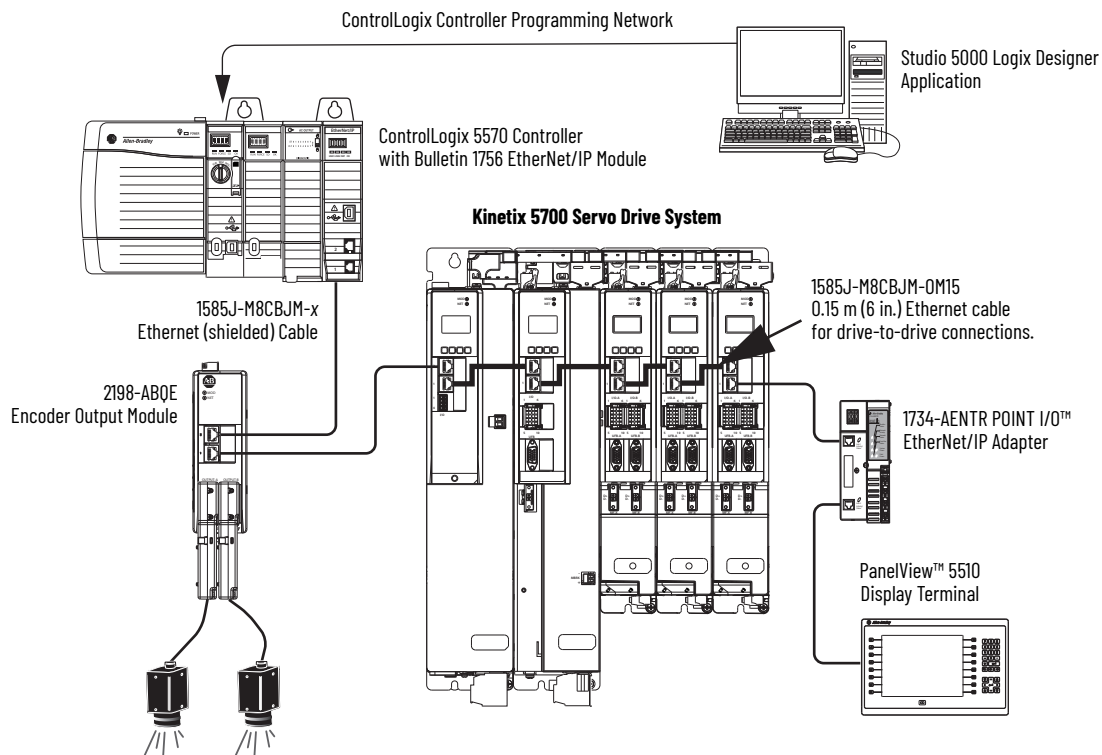
Refer to ControlLogix Communication Module Specifications Technical Data, publication [1756-TD003](#), for more information on ControlLogix 1756-EN2T, 1756-EN2TR, and 1756-EN3TR communication modules.



These example configurations use the 2198-Pxxx DC-bus power supply. However, 2198-RPxxx regenerative bus supply can be used instead.

In this example, all devices are connected in linear topology. The Kinetix 5700 drive modules include dual-port connectivity, however, if any device becomes disconnected, all devices downstream of that device lose communication. Devices without dual ports must include the 1783-ETAP module or be connected at the end of the line.

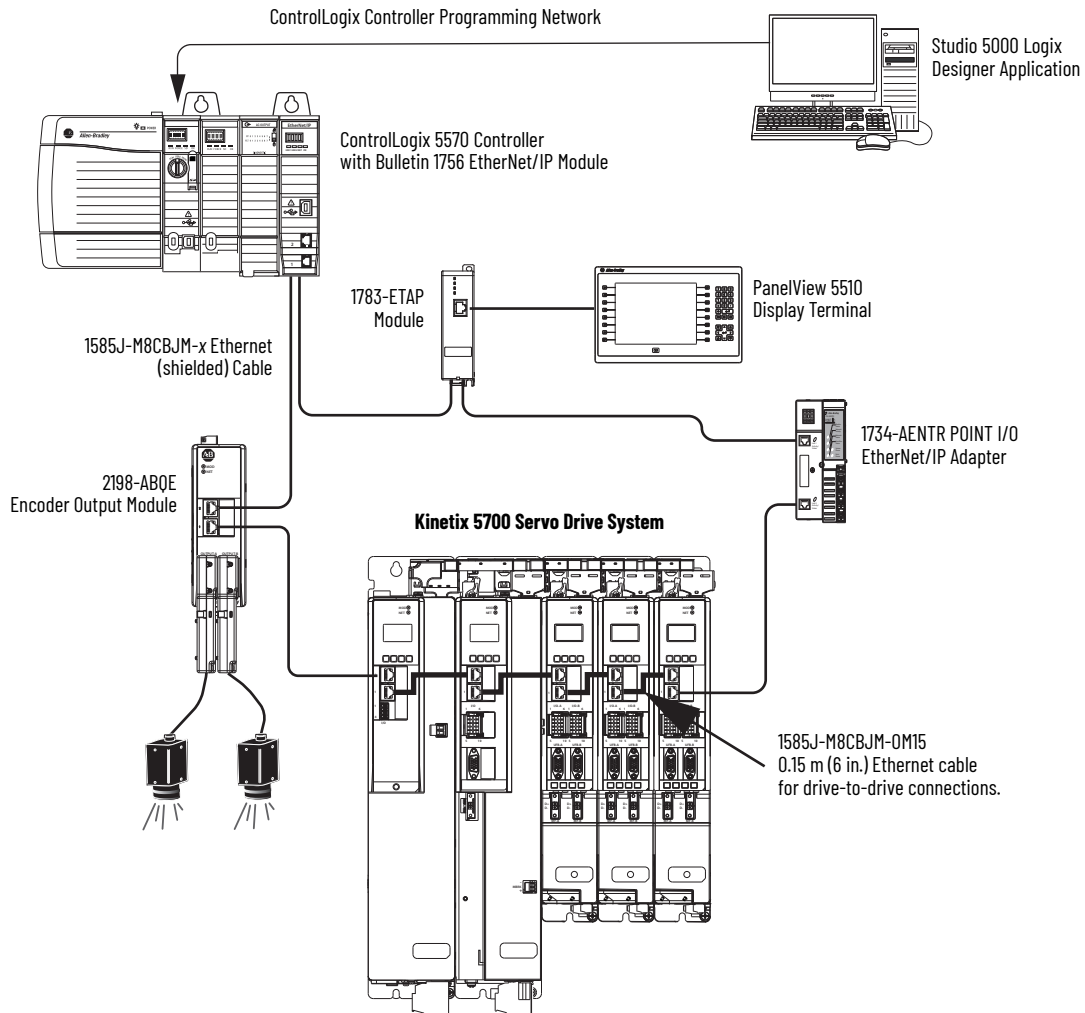
Kinetix 5700 Linear Communication



In this example, the devices are connected by using ring topology. If one device in the ring is disconnected, the rest of the devices continue to communicate. For ring topology to work correctly, a device level ring (DLR) supervisor is required (for example, the Bulletin 1783 ETAP device). DLR is an ODVA standard. For more information, refer to the EtherNet/IP Embedded Switch Technology Application Guide, publication [ENET-AP005](#).

Devices without dual ports, for example the display terminal, require a 1783-ETAP module to complete the network ring.

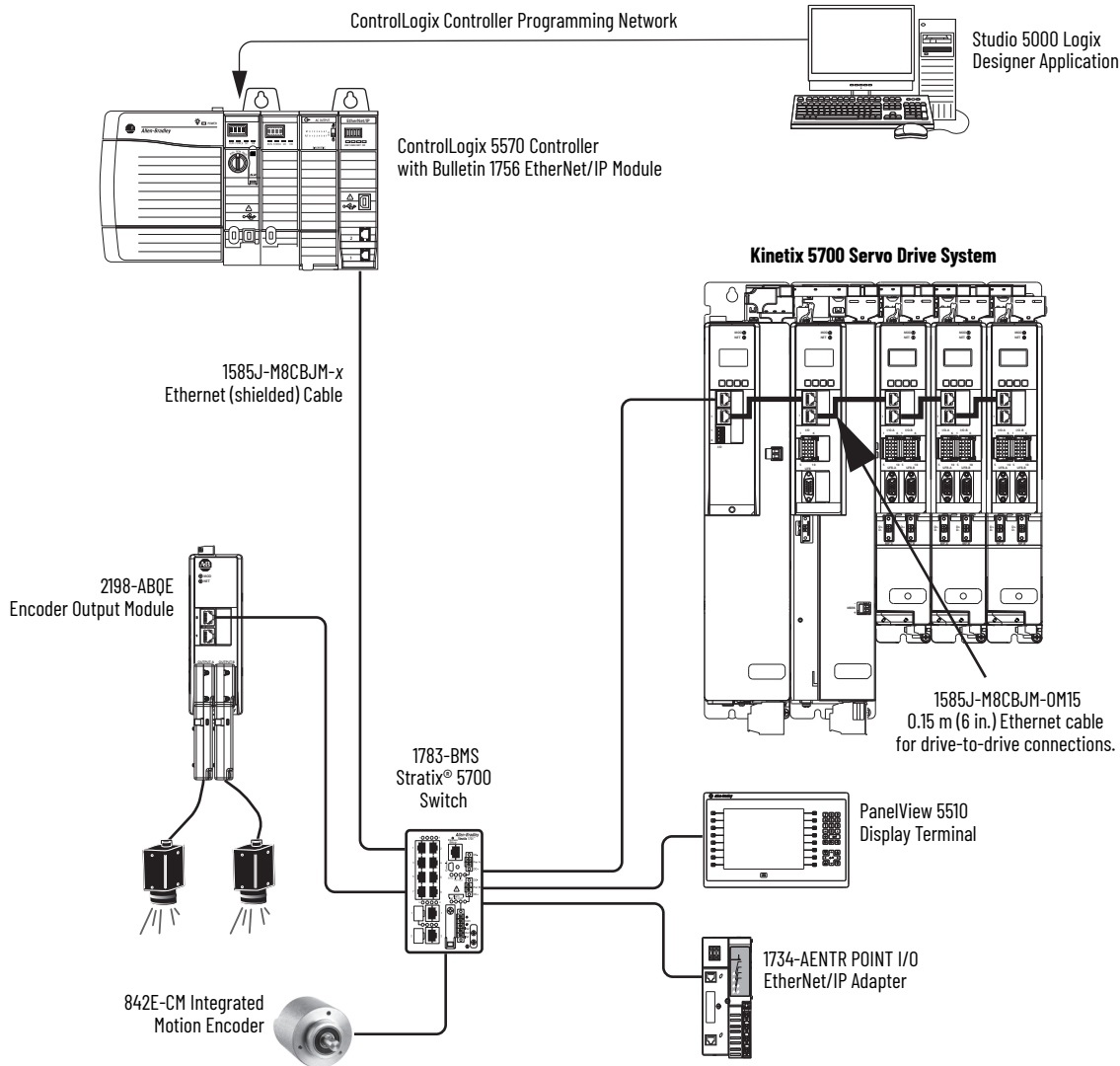
Kinetix 5700 Ring Communication



In this example, the devices are connected by using star topology. Each device is connected directly to the switch.

Kinetix 5700 drive modules have dual ports, so linear topology is maintained from one module to another, but the Kinetix 5700 system and other devices operate independently. The loss of one device does not impact the operation of other devices.

Kinetix 5700 Star Communication



You can use the 842E-CM integrated motion encoder for applications that require an external encoder for gearing or camming to the Kinetix 5700 drive. By providing auxiliary feedback directly through the EtherNet/IP network, the 842E-CM encoder helps eliminate the need for point-to-point wiring while letting customers use the encoder in a variety of network topologies. For more information, see the 842E-CM Integrated Motion on EtherNet/IP Product Profile, publication [842ECM-PP001](#).

Functional Safety Configurations

Kinetix 5700 servo drives are capable of safe torque-off (STO) and safe stop 1 (SS1) drive-based safety functions via hardwired connections or integrated over the EtherNet/IP network. In addition, safely limited speed (SLS) and other controller-based safety instructions are also possible. These examples illustrate the functional safety configuration options.

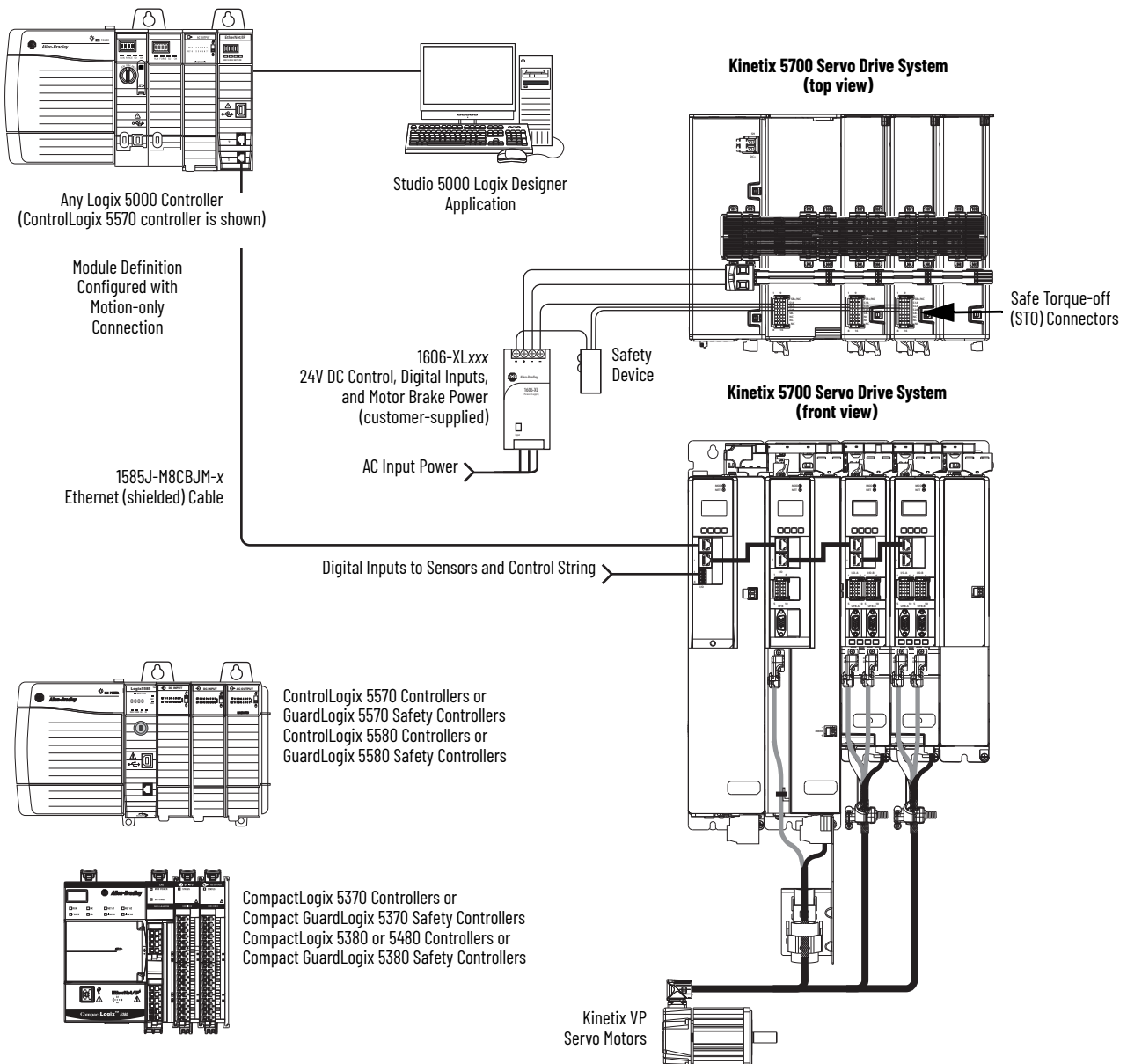


These example configurations use the 2198-Pxxx DC-bus power supply. However, 2198-RPxxx regenerative bus supply can be used instead.

Hardwired Safety Configuration

Kinetix 5700 servo drives use the safe torque-off (STO) connector for wiring external safety devices and cascading hardwired safety connections from one drive to another.

Safe Torque-off (hardwired) Configuration



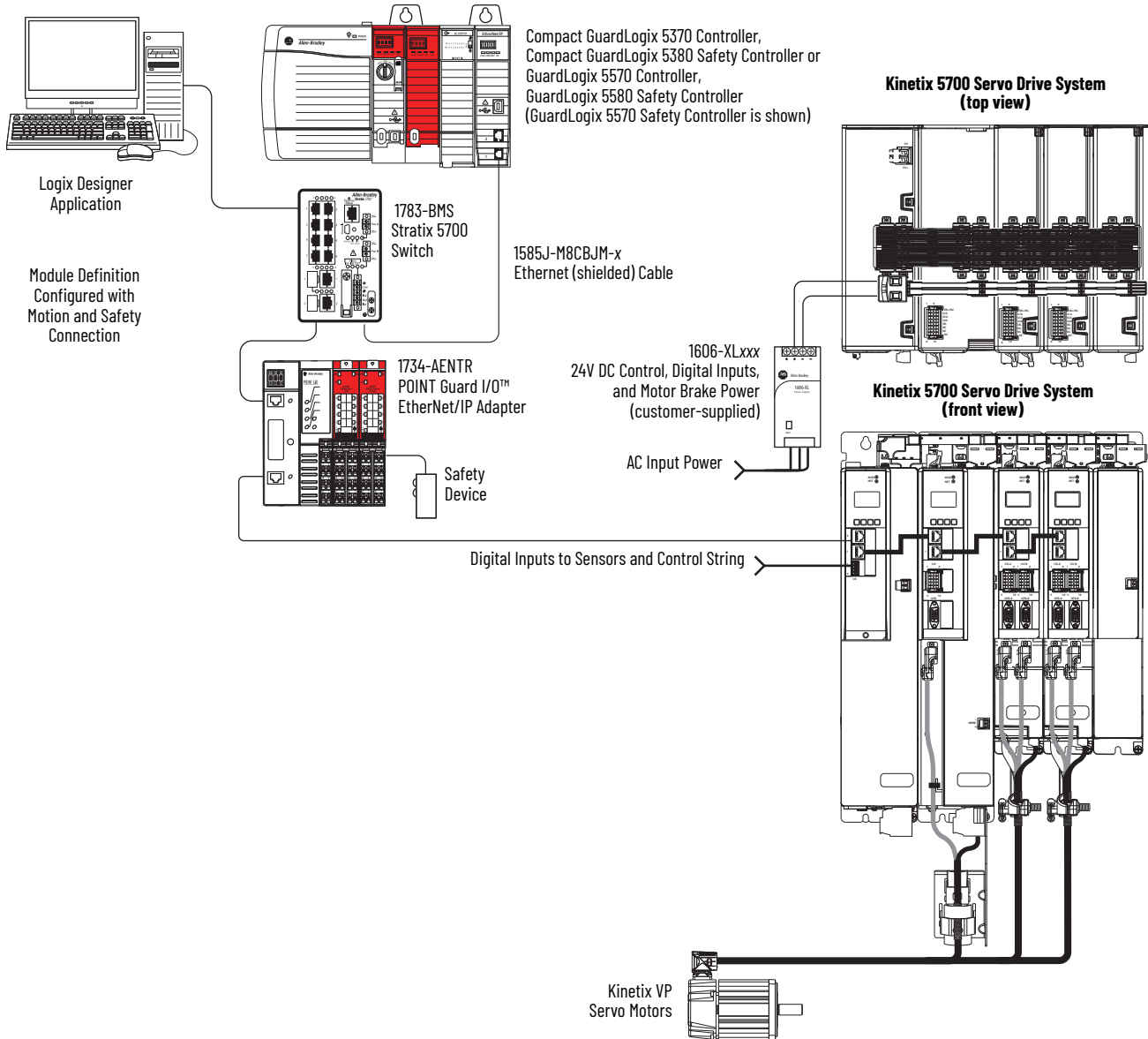
Integrated Safety Configurations

The GuardLogix or Compact GuardLogix safety controller issues the safe torque-off (STO) or safe stop (SS1) command over the EtherNet/IP network and the Kinetix 5700 servo drive executes the command.

In this example, a single GuardLogix 5570 safety controller makes a Motion and Safety connection.

IMPORTANT If only one controller is used in an application with Motion and Safety connections, it must be a GuardLogix or Compact GuardLogix safety controller. For more information, see the [Integrated Functional Safety Support](#) table on [page 55](#).

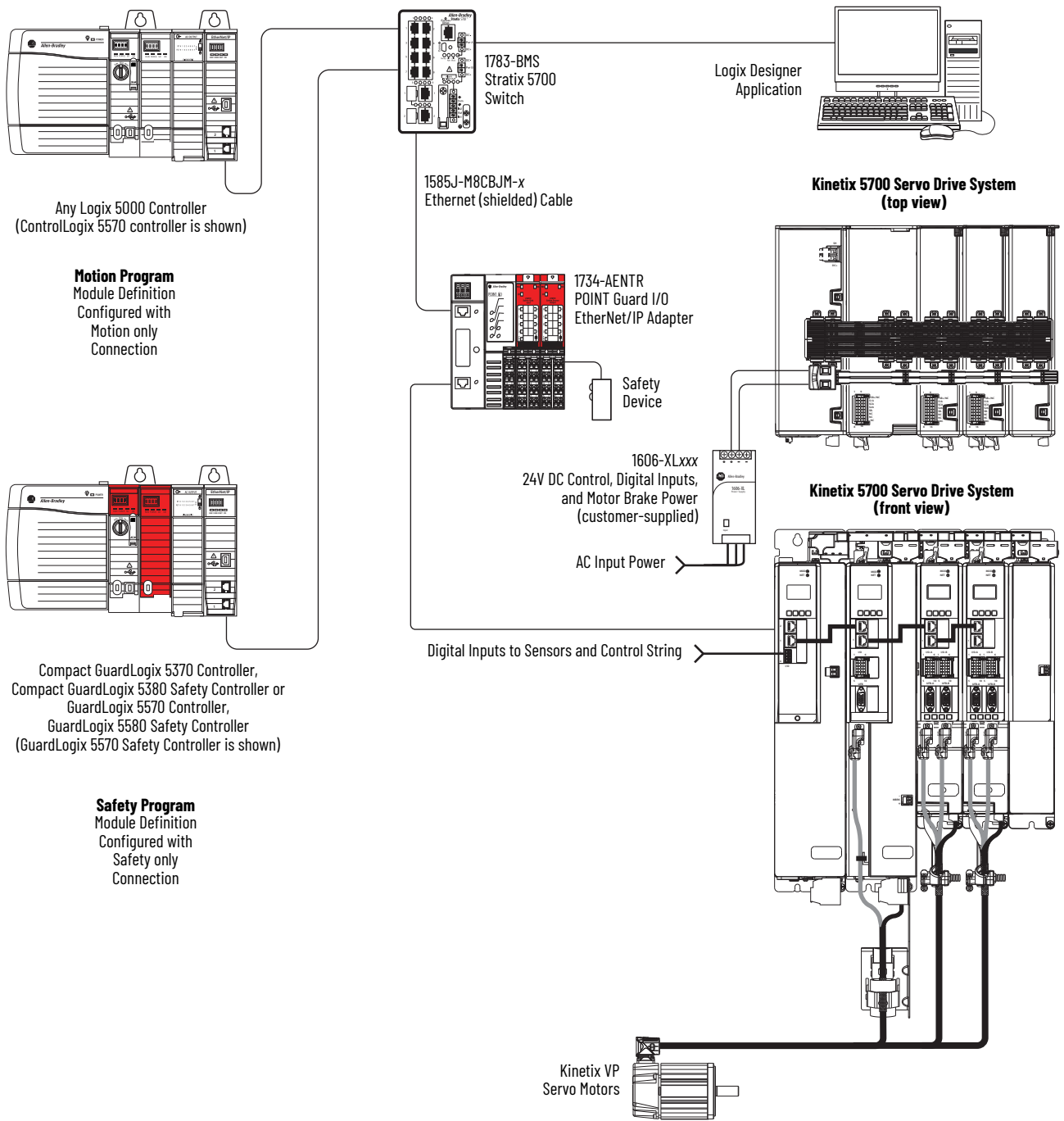
Motion and Safety Configuration (single controller)



In this example, a non-safety controller makes the Motion Only connection and a separate GuardLogix safety controller makes the Safety Only connection.

IMPORTANT If two controllers are used in an application with Motion Only and Safety Only connections, the Safety Only connection must be a GuardLogix or Compact GuardLogix safety controller and the Motion Only connection must be any Logix 5000 controller. For more information, see the [Integrated Functional Safety Support](#) table on [page 55](#).

Motion and Safety Configuration (multi-controller)



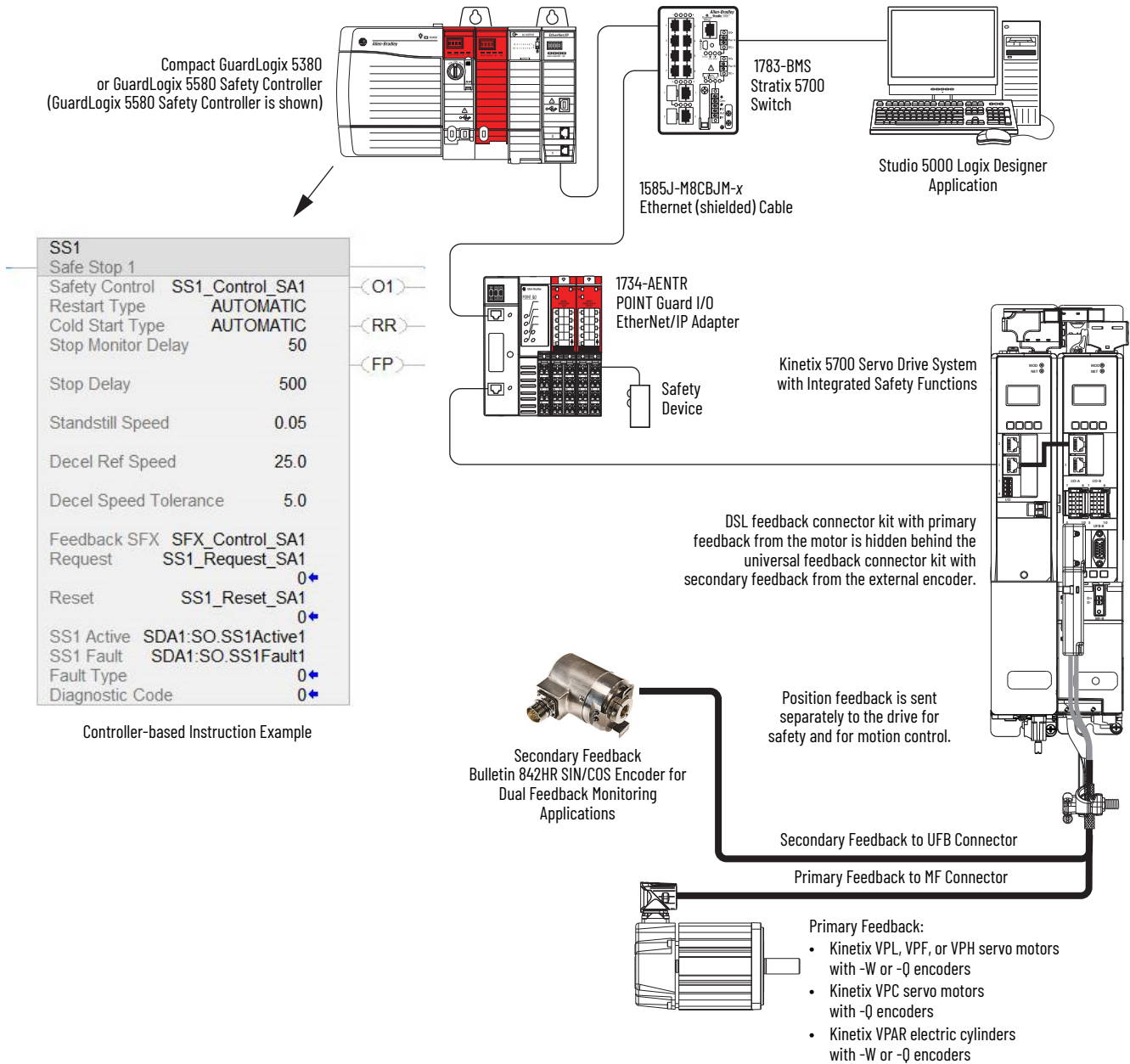
Safe Stop and Safe Monitor Configurations

Kinetix 5700 servo drives are capable of safe stop and safe monitor functions via drive-based and controller-based integrated safety over the EtherNet/IP network.

IMPORTANT For applications with safe stop and safe monitor safety functions, the GuardLogix 5580 or Compact GuardLogix 5380 controllers must be used. For more information, see the [Integrated Functional Safety Support](#) table on [page 55](#).

In this example, the SS1 stopping function is used in a motion and safety controller-based configuration with dual-feedback monitoring.

Safe Motion-monitoring Configuration



Integrated Functional Safety Support

Integrated Safety Over the EtherNet/IP Network	Safety Function	Dual-axis Inverters Cat. No.	Single-axis Inverters Cat. No.	Minimum Controller ⁽¹⁾ Required
Drive-based stopping functions	Timed Safe Stop 1 (SS1)	<ul style="list-style-type: none"> 2198-Dxxx-ERS3 (series B) 2198-Dxxx-ERS4 	<ul style="list-style-type: none"> 2198-Sxxx-ERS3 (series B) 2198-Sxxx-ERS4 	<ul style="list-style-type: none"> GuardLogix 5580 CompactLogix 5380
	Monitored Safe Stop 1 (SS1)	2198-Dxxx-ERS4	2198-Sxxx-ERS4	
Controller-based stopping functions	<ul style="list-style-type: none"> Monitored Safe Stop 1 (SS1) Safe Stop 2 (SS2) 			
Controller-based monitoring functions	<ul style="list-style-type: none"> Safe Operational Stop (SOS) Safely Limited Speed (SLS) Safety Limited Position (SLP) Safe Direction (SDI) 			
Safety feedback function	Safety Feedback Interface (SFX)	2198-Dxxx-ERS4	2198-Sxxx-ERS4	
Integrated STO mode	Safe Torque-off (STO)	2198-Dxxx-ERS4	2198-Sxxx-ERS4	
		2198-Dxxx-ERS3	2198-Sxxx-ERS3	

(1) Where a ControlLogix or CompactLogix (non-safety) controller is specified, a GuardLogix or Compact GuardLogix controller is backwards compatible. Also, GuardLogix 5580 and Compact GuardLogix 5380 controllers are backwards compatible with GuardLogix 5570 and Compact GuardLogix 5370 controllers.

Rotary Motion Performance Specifications

These rotary motor families are compatible with Kinetix 5700 servo drives.

Rotary Motor Family	Page
Kinetix VPL low-inertia motors	56
Kinetix VPC continuous-duty motors	58
Kinetix VPF food-grade motors	60
Kinetix VPH hygienic stainless-steel motors	61
Kinetix VPS stainless-steel motors	62
Kinetix MPL low-inertia motors	63
Kinetix MPM medium-inertia motors	65
Kinetix MPF food-grade motors	66
Kinetix MPS stainless-steel motors	67
Kinetix HPK asynchronous rotary motors	67

For Kinetix 5700 drive and Kinetix VP motor combinations that include cable catalog number selection and torque/speed curves, refer to the Kinetix 5700 Drive Systems Design Guide, publication [KNX-RM010](#).

IMPORTANT These system combinations do not include all possible motor/drive combinations. Refer to Motion Analyzer to verify compatibility. To access Motion Analyzer, go to: <https://motionanalyzer.rockwellautomation.com>

Kinetix VPL Motor Performance Specifications with Kinetix 5700 Drives

Kinetix VPL Motor Performance Specifications with Kinetix 5700 (200V operation) Drives

Rotary Motor Cat. No.	Rated Speed rpm	Maximum Speed rpm	System Continuous Stall Current A 0-pk	System Continuous Stall Torque N•m (lb•in)	System Peak Stall Current A 0-pk	System Peak Stall Torque N•m (lb•in)	Motor Rated Output kW (Hp)	Kinetix 5700 Drives (240V AC Input)
VPL-A0631E	4500	4500	1.20	0.46 (4.0)	3.50	1.12 (9.91)	0.19 (0.25)	2198-D006-ERSx
					4.20	1.33 (12.0)		2198-D006-ERSx
VPL-A0631M	7200	7200	1.92	0.46 (4.0)	6.48	1.33 (12.0)	0.28 (0.38)	2198-D006-ERSx
VPL-A0632F	4800	4800	2.55	0.93 (8.0)	8.75	2.69 (24.0)	0.39 (0.52)	2198-D006-ERSx
VPL-A0633C	3000	3000	2.50	1.27 (11.0)	8.75	4.09 (36.0)	0.37 (0.50)	2198-D006-ERSx
VPL-A0633F	4500	4500	3.52	1.27 (11.0)	8.80	2.87 (25.0)	0.44 (0.59)	2198-D006-ERSx
					12.60	4.09 (36.0)		2198-D012-ERSx
VPL-A0751E	4800	4800	2.90	1.01 (9.0)	8.80	2.20 (19.0)	0.50 (0.67)	2198-D006-ERSx
					9.12	2.27 (20.0)		2198-D012-ERSx
VPL-A0752C	3300	3300	3.80	1.61 (14.0)	13.30	4.39 (39.0)	0.49 (0.66)	2198-D012-ERSx
VPL-A0752E	4800	4800	4.90	1.61 (14.0)	17.70	4.10 (36.0)	0.66 (0.88)	2198-D012-ERSx
					18.90	4.39 (39.0)		2198-D020-ERSx
VPL-A0753C	3300	3300	4.90	2.16 (19.0)	17.70	6.55 (58.0)	0.59 (0.79)	2198-D012-ERSx
					18.90	7.02 (62.0)		2198-D020-ERSx
VPL-A0753E	4600	4600	6.12	2.28 (20.0)	17.70	5.13 (45.0)	0.80 (1.07)	2198-D012-ERSx
					25.34	7.35 (65.0)		2198-D020-ERSx
VPL-A1001C	2800	2800	3.61	1.93 (17.0)	8.80	3.22 (28.0)	0.56 (0.75)	2198-D006-ERSx
					10.38	3.78 (33.0)		2198-D012-ERSx
VPL-A1001M	6500	6500	7.15	1.95 (17.0)	17.70	3.31 (29.0)	1.29 (1.73)	2198-D012-ERSx
					20.20	3.78 (33.0)		2198-D020-ERSx
VPL-A1002C	3000	3000	6.24	3.39 (30.0)	17.70	6.80 (60.0)	1.03 (1.38)	2198-D012-ERSx
					20.33	7.82 (69.0)		2198-D020-ERSx
VPL-A1002F	5000	5000	10.04	3.26 (29.0)	28.30	6.77 (60.0)	1.60 (2.14)	2198-D020-ERSx
					34.30	7.82 (69.0)		2198-D032-ERSx
VPL-A1003C	2250	2250	6.14	4.18 (37.0)	17.70	9.76 (86.0)	0.87 (1.17)	2198-D012-ERSx
					20.20	11.15 (99.0)		2198-D020-ERSx
VPL-A1003E	3750	3750	9.58	4.18 (37.0)	28.30	9.76 (86.0)	1.31 (1.76)	2198-D020-ERSx
					28.80	11.15 (99.0)		2198-D032-ERSx
VPL-A1003F	5500	5500	15.62	4.18 (37.0)	45.90	10.25 (90.0)	1.90 (2.55)	2198-D032-ERSx
					50.0	11.15 (99.0)		2198-D057-ERSx
VPL-A1152B	2150	2150	6.17	5.10 (45.0)	17.70	10.95 (96.0)	1.02 (1.37)	2198-D012-ERSx
					21.19	13.12 (116)		2198-D020-ERSx
VPL-A1152E	3300	3300	10.60	5.08 (45.0)	28.30	12.14 (107)	1.47 (1.97)	2198-D020-ERSx
					32.10	13.12 (116)		2198-D032-ERSx
VPL-A1152F	5000	5000	13.56	4.70 (42.0)	45.80	13.12 (116)	2.16 (2.90)	2198-D032-ERSx
VPL-A1153C	2300	2300	8.88	6.55 (58.0)	28.30	18.30 (162)	1.35 (1.81)	2198-D020-ERSx
					33.0	20.33 (180)		2198-D032-ERSx
VPL-A1303B	1950	1950	10.34	8.80 (78.0)	28.30	19.85 (175)	1.61 (2.16)	2198-D020-ERSx
					31.0	20.72 (183)		2198-D032-ERSx
VPL-A1303F	4000	4000	18.60	7.75 (69.0)	45.90	15.36 (136)	2.50 (3.35)	2198-D032-ERSx
					62.0	20.72 (183)		2198-D057-ERSx
VPL-A1304A	1600	1600	9.43	10.29 (91.0)	28.30	25.03 (221)	1.55 (2.08)	2198-D020-ERSx
					33.76	28.45 (252)		2198-D032-ERSx
VPL-A1304D	3000	3000	18.40	10.20 (90.0)	45.90	21.48 (190)	2.60 (3.50)	2198-D032-ERSx
					58.0	27.10 (240)		2198-D057-ERSx
VPL-A1306C	2000	2000	14.78	13.38 (118)	45.90	28.50 (252)	2.13 (2.86)	2198-D032-ERSx
					55.83	34.62 (306)		2198-D057-ERSx

Performance specification data and curves reflect nominal system performance of a typical system with the motor at 40 °C (104 °F) and the drive at 50 °C (122 °F) ambient temperature, and rated line voltage. For additional information on ambient temperature and line conditions, refer to Motion Analyzer.

Kinetix VPL Motor Performance Specifications with Kinetix 5700 (400V operation) Drives

Motor Cat. No.	Rated Speed rpm	Maximum Speed rpm	System Continuous Stall Current A (0-pk)	System Continuous Stall Torque N·m (lb·in)	System Peak Stall Current A 0-pk	System Peak Stall Torque N·m (lb·in)	Motor Rated Output kW (Hp)	Kinetix 5700 Drives (480V AC input)
VPL-B0631T	8000	8000	1.20	0.46 (4.0)	4.20	1.33 (12.0)	0.31 (0.42)	Z198-D006-ERSx
VPL-B0631U	8000	8000	1.92	0.46 (4.0)	6.48	1.33 (12.0)	0.31 (0.42)	Z198-D006-ERSx
VPL-B0632F	4600	4600	1.20	0.93 (8.0)	4.20	2.69 (24.0)	0.37 (0.50)	Z198-D006-ERSx
VPL-B0632T	8000	8000	2.55	0.93 (8.0)	8.75	2.69 (24.0)	0.54 (0.72)	Z198-D006-ERSx
VPL-B0633M	6500	6700	2.50	1.27 (11.0)	8.75	4.09 (36.0)	0.57 (0.76)	Z198-D006-ERSx
VPL-B0633T	6500	8000	3.52	1.27 (11.0)	8.80 12.60	2.87 (25.0) 4.09 (36.0)	0.57 (0.76)	Z198-D006-ERSx Z198-D012-ERSx
VPL-B0751M	8000	8000	2.90	1.01 (9.0)	8.80 9.12	2.20 (19.0) 2.27 (20.0)	0.54 (0.72)	Z198-D006-ERSx Z198-D012-ERSx
VPL-B0752E	4900	4900	2.70	1.61 (14.0)	8.80 9.45	4.10 (36.0) 4.39 (39.0)	0.67 (0.90)	Z198-D006-ERSx Z198-D012-ERSx
VPL-B0752F	7000	7000	3.80	1.61 (14.0)	13.30	4.39 (39.0)	0.80 (1.07)	Z198-D012-ERSx
VPL-B0752M	8000	8000	4.90	1.61 (14.0)	17.60 18.90	4.10 (36.0) 4.39 (39.0)	0.81 (1.09)	Z198-D012-ERSx Z198-D020-ERSx
VPL-B0753E	4500	4500	3.80	2.28 (20.0)	13.30	7.35 (65.0)	0.81 (1.09)	Z198-D012-ERSx
VPL-B0753F	4500	6600	4.09	2.16 (19.0)	17.60 18.90	6.55 (58.0) 7.02 (62.0)	0.65 (0.87)	Z198-D012-ERSx Z198-D020-ERSx
VPL-B0753M	6000	8000	6.12	2.28 (20.0)	17.60 25.34	5.13 (45.0) 7.35 (65.0)	0.82 (1.10)	Z198-D012-ERSx Z198-D020-ERSx
VPL-B1001M	6000	6000	3.61	1.93 (17.0)	8.80 10.38	3.22 (28.0) 3.78 (33.0)	1.14 (1.53)	Z198-D006-ERSx Z198-D012-ERSx
VPL-B1002E	3300	3300	3.44	3.39 (30.0)	8.80 10.69	6.47 (57.0) 7.82 (69.0)	1.12 (1.50)	Z198-D006-ERSx Z198-D012-ERSx
VPL-B1002M	6000	6000	6.24	3.39 (30.0)	17.60 20.33	6.80 (60.0) 7.82 (69.0)	1.86 (2.49)	Z198-D012-ERSx Z198-D020-ERSx
VPL-B1003C	2500	2500	3.41	4.18 (37.0)	8.80 10.61	9.29 (82.0) 11.15 (99.0)	0.96 (1.29)	Z198-D006-ERSx Z198-D012-ERSx
VPL-B1003F	4750	4750	6.14	4.18 (37.0)	17.60 20.20	9.76 (86.0) 11.15 (99.0)	1.65 (2.21)	Z198-D012-ERSx Z198-D020-ERSx
VPL-B1003T	7000	7000	9.58	4.18 (37.0)	28.20 28.80	9.76 (86.0) 11.15 (99.0)	1.77 (2.37)	Z198-D020-ERSx Z198-D032-ERSx
VPL-B1152C	2250	2250	3.13	5.10 (45.0)	8.80 10.74	10.80 (95.0) 13.12 (116)	1.06 (1.42)	Z198-D006-ERSx Z198-D012-ERSx
VPL-B1152F	4000	4000	6.17	5.10 (45.0)	17.60 21.19	10.95 (97.0) 13.12 (116)	1.40 (1.88)	Z198-D012-ERSx Z198-D020-ERSx
VPL-B1152T	6500	6500	10.81	5.08 (45.0)	28.20 32.10	12.14 (107) 13.12 (116)	2.29 (3.07)	Z198-D020-ERSx Z198-D032-ERSx
VPL-B1153E	3200	3200	6.13	6.55 (58.0)	17.60 21.33	16.85 (149) 20.33 (180)	1.75 (2.35)	Z198-D012-ERSx Z198-D020-ERSx
VPL-B1153F	5000	5000	8.88	6.55 (58.0)	28.20 33.0	18.30 (162) 20.33 (180)	2.30 (3.08)	Z198-D020-ERSx Z198-D032-ERSx
VPL-B1303C	2250	2250	6.30	8.80 (78.0)	17.60 18.47	19.83 (175) 20.72 (183)	1.83 (2.45)	Z198-D012-ERSx Z198-D020-ERSx
VPL-B1303F	4000	4000	10.10	8.80 (78.0)	28.20 31.0	19.85 (175) 20.72 (183)	2.82 (3.78)	Z198-D020-ERSx Z198-D032-ERSx
VPL-B1304C	2150	2150	7.0	10.29 (91.0)	17.60 22.3	22.55 (199) 28.45 (252)	1.75 (2.35)	Z198-D012-ERSx Z198-D020-ERSx
VPL-B1304E	3500	3500	9.44	10.29 (91.0)	28.20 33.76	25.03 (221) 28.45 (252)	2.82 (3.78)	Z198-D020-ERSx Z198-D032-ERSx
VPL-B1306C	2500	2500	10.80	13.38 (118)	28.20 32.94	31.21 (276) 34.62 (306)	2.46 (3.30)	Z198-D020-ERSx Z198-D032-ERSx
VPL-B1306F	4250	4250	14.78	13.38 (118)	45.90 55.83	28.50 (252) 34.62 (306)	2.95 (3.95)	Z198-D032-ERSx Z198-D057-ERSx

Kinetix VPL Motor Performance Specifications with Kinetix 5700 (400V operation) Drives (continued)

Motor Cat. No.	Rated Speed rpm	Maximum Speed rpm	System Continuous Stall Current A (0-pk)	System Continuous Stall Torque N·m (lb·in)	System Peak Stall Current A 0-pk	System Peak Stall Torque N·m (lb·in)	Motor Rated Output kW (Hp)	Kinetix 5700 Drives (480V AC input)
VPL-B1651C	2750	2750	10.21	11.50 (102)	28.20	21.68 (192)	2.32 (3.11)	2198-DO20-ERSx
					29.29	22.45 (199)		2198-DO32-ERSx
VPL-B1651F	4750	4750	17.60	11.43 (101)	45.90	18.02 (159)	4.38 (5.87)	2198-DO32-ERSx
					57.27	22.45 (199)		2198-DO57-ERSx
VPL-B1652C	2700	2700	16.0	19.40 (172)	45.90	44.78 (396)	4.18 (5.60)	2198-DO32-ERSx
					49.88	48.60 (430)		2198-DO57-ERSx
VPL-B1652F	4000	4000	18.60	17.60 (156)	60.00	48.60 (430)	4.77 (6.40)	2198-DO57-ERSx
VPL-B1653C	2300	2300	17.75	25.76 (228)	45.90	55.14 (488)	4.38 (5.87)	2198-DO32-ERSx
					55.60	66.70 (590)		2198-DO57-ERSx
VPL-B1653D	3000	3000	18.60	24.20 (214)	68.00	67.80 (600)	5.50 (7.30)	2198-DO57-ERSx
VPL-B1654B	1850	1850	15.54	32.97 (292)	45.90	65.38 (578)	5.55 (7.44)	2198-DO32-ERSx
					55.75	79.30 (702)		2198-DO57-ERSx
VPL-B1654D	3000	3000	24.47	32.0 (283)	81.30	75.30 (666)	7.16 (9.60)	2198-DO57-ERSx

Performance specification data and curves reflect nominal system performance of a typical system with the motor at 40 °C (104 °F) and the drive at 50 °C (122 °F) ambient temperature, and rated line voltage. For additional information on ambient temperature and line conditions, refer to Motion Analyzer.

Kinetix VPC Motor Performance Specifications with Kinetix 5700 Drives

Rotary Motor Cat. No.	Rated Speed rpm	Maximum Speed (bus overvoltage speed) ⁽¹⁾ rpm	System Continuous Stall Current A (0-pk)	System Continuous Stall Torque N·m (lb·in)	System Peak Stall Current A 0-pk	System Peak Stall Torque N·m (lb·in)	Motor Rated Output kW (Hp)	Kinetix 5700 Drives (480V AC input)
VPC-B1652A	1500	4500 (2347)	11.2	25.5 (226)	19.3	40.3 (357)	4.0 (5.4)	2198-DO20-ERSx
VPC-B1652D	3000	5000 (4452)	15.6	17.6 (156)	38.0	40.7 (360)	5.5 (7.4)	2198-DO32-ERSx
VPC-B1653A	1500	4500 (2310)	15.7	35.1 (311)	28.5	60.6 (536)	5.5 (7.4)	2198-DO32-ERSx
VPC-B1653D	3000	5000 (4294)	21.4	24.0 (212)	56.3	61.4 (543)	7.5 (10.1)	2198-DO57-ERSx
VPC-B1654D	3000	5000 (4494)	30.2	35.1 (311)	75.1	76.6 (678)	11.0 (14.7)	2198-DO57-ERSx
VPC-B21539	1000	3000 (1573)	15.6	52.5 (465)	41.6	118.8 (1051)	5.5 (7.4)	2198-DO32-ERSx
VPC-B2153A	1500	4500 (2325)	21.2	48.0 (425)	57.2	111.8 (990)	7.5 (10.1)	2198-DO57-ERSx
VPC-B21549	1000	3000 (1573)	21.7	72.0 (637)	54.3	158.4 (1402)	7.5 (10.1)	2198-DO57-ERSx
VPC-B2154A	1500	4500 (2333)	30.8	70.1 (620)	72.1	140.1 (1240)	11.0 (14.7)	2198-DO57-ERSx
VPC-B2154D	3000	5000 (4294)	41.0	48.0 (425)	120.1	131.4 (1163)	15.0 (20.1)	2198-S086-ERSx
					121.6	138.6 (1227)		2198-S086-ERSx
VPC-B2155D	3000	5000 (4172)	48.8	59.0 (522)	139.5	156.7 (1387)	18.5 (24.8)	2198-S130-ERSx
					121.6	139.3 (1233)		2198-S086-ERSx
VPC-B2156D	3000	5000 (4101)	57.6	70.1 (620)	171.6	185.5 (1642)	22.0 (29.5)	2198-S130-ERSx
					121.6	139.3 (1233)		2198-S086-ERSx
VPC-B30029	1000	3000 (1493)	29.2	105.1 (930)	56.9	183.7 (1626)	11.0 (14.7)	2198-S086-ERSx
VPC-B3002A	1500	4000 (2212)	39.6	95.5 (845)	82.9	170.4 (1508)	15.0 (20.1)	2198-S086-ERSx
VPC-B30039	1000	3000 (1472)	38.0	143.3 (1268)	72.2	237.9 (2106)	15.0 (20.1)	2198-S086-ERSx
VPC-B3003A	1500	3500 (2166)	56.3	140.3 (1242)	108.0	244.8 (2167)	22.0 (29.5)	2198-S086-ERSx
VPC-B30049	1000	3000 (1429)	46.6	176.7 (1564)	96.6	327.8 (2901)	18.5 (24.8)	2198-S086-ERSx
VPC-B3004A	1500	3500 (2128)	77.6	191.1 (1691)	145.2	319.0 (2823)	30.0 (40.2)	2198-S130-ERSx
					183.8	225.8 (1998)		2198-S130-ERSx
VPC-B3004D	3000	4000 (4054)	76.6	95.5 (845)	211.1	257.7 (2281)	30.0 (40.2)	2198-S160-ERSx
					121.6	138.6 (1227)		2198-S086-ERSx

(1) Operation beyond this speed requires DC-bus protection. See the Kinetix 5700 Servo Drives User Manual, publication [2198-UM002](#), for more information on bus overvoltage speed, field-weakening mode, and the extended speed feature.

Performance specification data and curves reflect nominal system performance of a typical system with the motor at 40 °C (104 °F) and the drive at 50 °C (122 °F) ambient temperature, and rated line voltage. For additional information on ambient temperature and line conditions, refer to Motion Analyzer.

Kinetix VPF Motor Performance Specifications with Kinetix 5700 Drives

Kinetix VPF Motor Performance with Kinetix 5700 (200V operation) Drives

Rotary Motor Cat. No.	Rated Speed rpm	Maximum Speed rpm	System Continuous Stall Current A 0-pk	System Continuous Stall Torque N•m (lb•in)	System Peak Stall Current A 0-pk	System Peak Stall Torque N•m (lb•in)	Motor Rated Output kW (Hp)	Kinetix 5700 Drives (240V AC Input)
VPF-A0632F	4800	4800	2.55	0.93 (8.0)	8.75	2.69 (24.0)	0.36 (0.48)	2198-D006-ERSx
VPF-A0633C	3000	3000	2.50	1.27 (11.0)	8.75	4.09 (36.0)	0.37 (0.50)	2198-D006-ERSx
VPF-A0633F	4500	4500	3.52	1.27 (11.0)	8.80	2.87 (25.0)	0.47 (0.63)	2198-D006-ERSx
					12.60	4.09 (36.0)		2198-D012-ERSx
VPF-A0752C	3300	3300	3.80	1.61 (14.0)	13.30	4.39 (39.0)	0.49 (0.66)	2198-D012-ERSx
VPF-A0752E	4800	4800	4.90	1.61 (14.0)	17.70	4.10 (36.0)	0.63 (0.84)	2198-D012-ERSx
					18.90	4.39 (39.0)		2198-D020-ERSx
VPF-A0753C	3300	3300	4.09	2.16 (19.0)	17.70	6.55 (58.0)	0.59 (0.79)	2198-D012-ERSx
					18.90	7.02 (62.0)		2198-D020-ERSx
VPF-A0753E	4600	4600	6.12	2.28 (20.0)	17.70	5.13 (45.0)	0.76 (1.02)	2198-D012-ERSx
					25.34	7.35 (65.0)		2198-D020-ERSx
VPF-A1001C	2800	2800	3.61	1.93 (17.0)	8.80	3.22 (28.0)	0.56 (0.75)	2198-D006-ERSx
					10.38	3.78 (33.0)		2198-D012-ERSx
VPF-A1001M	6500	6500	7.15	1.95 (17.0)	17.70	3.31 (29.0)	1.29 (1.73)	2198-D012-ERSx
					20.20	3.78 (33.0)		2198-D020-ERSx
VPF-A1002C	3000	3000	6.24	3.39 (30.0)	17.70	6.80 (60.0)	1.03 (1.38)	2198-D012-ERSx
					20.33	7.82 (69.0)		2198-D020-ERSx
VPF-A1002F	5000	5000	10.04	3.26 (29.0)	28.30	6.77 (60.0)	1.60 (2.14)	2198-D020-ERSx
					34.30	7.82 (69.0)		2198-D032-ERSx
VPF-A1003C	2250	2250	6.14	4.18 (37.0)	17.70	9.76 (86.0)	0.83 (1.11)	2198-D012-ERSx
					20.20	11.15 (99.0)		2198-D020-ERSx
VPF-A1003E	3750	3750	9.58	4.18 (37.0)	28.30	9.76 (86.0)	1.25 (1.67)	2198-D020-ERSx
					28.80	11.15 (99.0)		2198-D032-ERSx
VPF-A1003F	5500	5500	15.62	4.18 (37.0)	45.90	10.25 (90.0)	1.81 (2.42)	2198-D032-ERSx
					50.0	11.15 (99.0)		2198-D057-ERSx
VPF-A1153C	2300	2300	8.88	6.50 (58.0)	28.30	18.30 (162)	1.16 (1.56)	2198-D020-ERSx
					33.0	20.33 (180)		2198-D032-ERSx
VPF-A1303B	1950	1950	10.34	8.80 (78.0)	28.30	19.85 (175)	1.53 (2.05)	2198-D020-ERSx
					31.0	20.72 (183)		2198-D032-ERSx
VPF-A1303F	4000	4000	18.60	7.75 (69.0)	45.90	15.36 (136)	2.25 (3.02)	2198-D032-ERSx
					62.0	20.72 (183)		2198-D057-ERSx
VPF-A1304A	1600	1600	9.43	10.29 (91.0)	28.30	25.03 (221)	1.47 (1.98)	2198-D020-ERSx
					33.76	28.45 (252)		2198-D032-ERSx
VPF-A1304D	3000	3000	18.40	10.20 (90.0)	45.90	21.48 (190)	1.98 (2.65)	2198-D032-ERSx
					58.0	27.10 (240)		2198-D057-ERSx

Kinetix VPF Motor Performance Specifications with Kinetix 5700 (400V operation) Drives

Motor Cat. No.	Rated Speed rpm	Maximum Speed rpm	System Continuous Stall Current A (0-pk)	System Continuous Stall Torque N·m (lb·in)	System Peak Stall Current A 0-pk	System Peak Stall Torque N·m (lb·in)	Motor Rated Output kW (Hp)	Kinetix 5700 Drives (480V AC input)
VPF-B0632F	4600	4600	1.20	0.93 (8.0)	4.20	2.69 (24.0)	0.34 (0.46)	2198-D006-ERSx
VPF-B0632T	8000	8000	2.55	0.93 (8.0)	8.75	2.69 (24.0)	0.41 (0.55)	2198-D006-ERSx
VPF-B0633M	6700	6700	2.50	1.27 (11.0)	8.75	4.09 (36.0)	0.49 (0.66)	2198-D006-ERSx
VPF-B0633T	8000	8000	3.52	1.27 (11.0)	8.80	2.87 (25.0)	0.48 (0.64)	2198-D006-ERSx
					12.60	4.09 (36.0)		2198-D012-ERSx
VPF-B0752E	4900	4900	2.70	1.61 (14.0)	8.80	4.10 (36.0)	0.64 (0.86)	2198-D006-ERSx
					9.45	4.39 (39.0)		2198-D012-ERSx
VPF-B0752F	7000	7000	3.80	1.61 (14.0)	13.30	4.39 (39.0)	0.76 (1.02)	2198-D012-ERSx
VPF-B0752M	8000	8000	4.90	1.61 (14.0)	17.60	4.10 (36.0)	0.77 (1.04)	2198-D012-ERSx
					18.90	4.39 (39.0)		2198-D020-ERSx
VPF-B0753E	4500	4500	3.80	2.28 (20.0)	13.30	7.35 (65.0)	0.77 (1.04)	2198-D012-ERSx
VPF-B0753F	6600	6600	4.09	2.16 (19.0)	17.60	6.55 (58.0)	0.61 (0.82)	2198-D012-ERSx
					18.90	7.02 (62.0)		2198-D020-ERSx
VPF-B0753M	8000	8000	6.12	2.28 (20.0)	17.60	5.13 (45.0)	0.78 (1.05)	2198-D012-ERSx
					25.34	7.35 (65.0)		2198-D020-ERSx
VPF-B1001M	6000	6000	3.61	1.93 (17.0)	8.80	3.22 (28.0)	1.14 (1.53)	2198-D006-ERSx
					10.38	3.78 (33.0)		2198-D012-ERSx
VPF-B1002E	3300	3300	3.44	3.39 (30.0)	8.80	6.47 (57.0)	1.12 (1.50)	2198-D006-ERSx
					10.69	7.82 (69.0)		2198-D012-ERSx
VPF-B1002M	6000	6000	6.24	3.39 (30.0)	17.60	6.80 (60.0)	1.86 (2.49)	2198-D012-ERSx
					20.33	7.82 (69.0)		2198-D020-ERSx
VPF-B1003C	2500	2500	3.41	4.18 (37.0)	8.80	9.29 (82.0)	0.91 (1.23)	2198-D006-ERSx
					10.61	11.15 (99.0)		2198-D012-ERSx
VPF-B1003F	4750	4750	6.14	4.18 (37.0)	17.60	9.76 (86.0)	1.57 (2.10)	2198-D012-ERSx
					20.20	11.15 (99.0)		2198-D020-ERSx
VPF-B1003T	7000	7000	9.58	4.18 (37.0)	28.20	9.76 (86.0)	1.68 (2.25)	2198-D020-ERSx
					28.80	11.15 (99.0)		2198-D032-ERSx
VPF-B1153E	3200	3200	6.13	6.50 (58.0)	17.60	16.85 (149)	1.40 (1.88)	2198-D012-ERSx
					21.33	20.33 (180)		2198-D020-ERSx
VPF-B1153F	5000	5000	8.88	6.50 (58.0)	28.20	18.30 (162)	1.49 (2.00)	2198-D020-ERSx
					33.0	20.33 (180)		2198-D032-ERSx
VPF-B1303C	2250	2250	6.30	8.80 (78.0)	17.60	19.83 (175)	1.74 (2.33)	2198-D012-ERSx
					18.47	20.72 (183)		2198-D020-ERSx
VPF-B1303F	4000	4000	10.10	8.80 (78.0)	28.20	19.85 (175)	2.54 (3.40)	2198-D020-ERSx
					31.0	20.72 (183)		2198-D032-ERSx
VPF-B1304C	2150	2150	7.0	10.29 (91.0)	17.60	22.55 (199)	1.49 (2.00)	2198-D012-ERSx
					22.3	28.45 (252)		2198-D020-ERSx
VPF-B1304E	3500	3500	9.44	10.29 (91.0)	28.20	25.03 (221)	2.40 (3.21)	2198-D020-ERSx
					33.76	28.45 (252)		2198-D032-ERSx
VPF-B1652C	2700	2700	16.0	19.40 (172)	45.90	44.78 (396)	4.18 (5.60)	2198-D032-ERSx
					49.88	48.60 (430)		2198-D057-ERSx

Performance specification data and curves reflect nominal system performance of a typical system with the motor at 40 °C (104 °F) and the drive at 50 °C (122 °F) ambient temperature, and rated line voltage. For additional information on ambient temperature and line conditions, refer to Motion Analyzer.

Kinetix VPH Motor Performance Specifications with Kinetix 5700 Drives

Kinetix VPH (non-brake) Motor Performance Specifications with Kinetix 5700 (200V operation) Drives

Rotary Motor Cat. No.	Rated Speed rpm	Maximum Speed rpm	System Continuous Stall Current A 0-pk	System Continuous Stall Torque N·m (lb·in)	System Peak Stall Current A 0-pk	System Peak Stall Torque N·m (lb·in)	Motor Rated Output kW (Hp)	Kinetix 5700 Drives (240V AC input)
VPH-A0633F-xxx2	4500	4500	2.91	1.09 (9.7)	8.80	2.86 (25.3)	0.45 (0.61)	2198-D006-ERSx
					12.60	4.09 (36.2)		
VPH-A0753F-xxx2	4600	4600	5.28	1.90 (16.8)	17.70	4.89 (43.3)	0.68 (0.92)	2198-D012-ERSx
					25.34	7.00 (62.0)		
VPH-A1003F-xxx2	5500	5500	11.95	3.41 (30.1)	45.90	10.24 (90.6)	1.32 (1.77)	2198-D032-ERSx
					50.00	11.15 (98.7)		
VPH-A1152E-xxx2	3300	3300	8.01	4.04 (35.8)	28.30	11.57 (102.4)	1.07 (1.43)	2198-D020-ERSx
					32.10	13.12 (116.1)		
VPH-A1153C-xxx2	2300	2300	7.05	5.17 (45.8)	17.70	10.90 (96.5)	1.11 (1.49)	2198-D012-ERSx
					33.00	20.33 (179.9)		
VPH-A1304D-xxx2	3000	3000	14.18	8.44 (74.7)	45.90	21.45 (189.9)	1.79 (2.40)	2198-D032-ERSx
					58.00	27.10 (239.9)		

Kinetix VPH (brake) Motor Performance Specifications with Kinetix 5700 (200V operation) Drives

Rotary Motor Cat. No.	Rated Speed rpm	Maximum Speed rpm	System Continuous Stall Current A 0-pk	System Continuous Stall Torque N·m (lb·in)	System Peak Stall Current A 0-pk	System Peak Stall Torque N·m (lb·in)	Motor Rated Output kW (Hp)	Kinetix 5700 Drives (240V AC input)
VPH-A0633F-xxx4	4500	4500	2.91	1.07 (9.5)	8.80	2.86 (25.3)	0.43 (0.57)	2198-D006-ERSx
					12.60	4.09 (36.2)		
VPH-A0753F-xxx4	4600	4600	5.00	1.73 (15.3)	17.70	4.89 (43.3)	0.60 (0.80)	2198-D012-ERSx
					25.34	7.00 (62.0)		
VPH-A1003F-xxx4	5500	5500	11.70	3.18 (28.2)	45.90	10.24 (90.6)	1.06 (1.42)	2198-D032-ERSx
					50.00	11.15 (98.7)		
VPH-A1152E-xxx4	3300	3300	7.83	4.00 (35.4)	28.30	11.57 (102.4)	1.07 (1.43)	2198-D020-ERSx
					32.10	13.12 (116.1)		
VPH-A1153C-xxx4	2300	2300	6.93	5.03 (44.5)	17.70	10.90 (96.5)	1.11 (1.49)	2198-D012-ERSx
					33.00	20.33 (179.9)		
VPH-A1304D-xxx4	3000	3000	13.72	8.27 (73.2)	45.90	21.45 (189.9)	1.79 (2.40)	2198-D032-ERSx
					58.00	27.10 (139.9)		

Performance specification data and curves reflect nominal system performance of a typical system with the motor at 40 °C (104 °F) and the drive at 50 °C (122 °F) ambient temperature, and rated line voltage. For additional information on ambient temperature and line conditions, refer to Motion Analyzer.

Kinetix VPH (non-brake) Motor Performance Specifications with Kinetix 5700 (400V operation) Drives

Rotary Motor Cat. No.	Rated Speed rpm	Maximum Speed rpm	System Continuous Stall Current A 0-pk	System Continuous Stall Torque N·m (lb·in)	System Peak Stall Current A 0-pk	System Peak Stall Torque N·m (lb·in)	Motor Rated Output kW (Hp)	Kinetix 5700 Drives (480V AC input)
VPH-B0632T-xxx2	8000	8000	2.44	0.84 (7.5)	8.75	2.69 (24.0)	0.52 (0.69)	2198-D006-ERSx
VPH-B0633M-xxx2	6700	6700	2.05	1.03 (9.2)	8.75	4.09 (36.0)	0.50 (0.67)	2198-D006-ERSx
					17.60	6.54 (58.0)		
VPH-B0753F-xxx2	6600	6600	3.68	1.87 (16.6)	18.90	7.02 (62.0)	0.74 (0.99)	2198-D020-ERSx
					7.10	3.61 (32.0)		
VPH-B1001F-xxx2	5000	5000	2.19	1.44 (12.8)	17.60	9.71 (86.0)	1.36 (1.83)	2198-D012-ERSx
					20.20	11.15 (99.0)		
VPH-B1003F-xxx2	4750	4750	4.93	3.43 (30.4)	17.60	10.89 (96.4)	1.37 (1.84)	2198-D012-ERSx
					21.19	13.12 (116)		
VPH-B1152F-xxx2	4500	4500	5.15	4.03 (35.7)	17.60	10.84 (96.0)	1.27 (1.70)	2198-D012-ERSx
					33.00	20.33 (180)		
VPH-B1153E-xxx2	3900	5000	7.09	5.13 (45.4)	28.20	23.74 (210)	2.15 (2.88)	2198-D020-ERSx
					33.76	28.45 (252)		
VPH-B1304E-xxx2	3500	3500	8.10	8.41 (74.5)	45.90	45.77 (405)	3.16 (4.23)	2198-D032-ERSx
					68.0	67.80 (600)		

Performance specification data and curves reflect nominal system performance of a typical system with the motor at 40 °C (104 °F) and the drive at 50 °C (122 °F) ambient temperature, and rated line voltage. For additional information on ambient temperature and line conditions, refer to Motion Analyzer.

Kinetix VPH (brake) Motor Performance Specifications with Kinetix 5700 (400V operation) Drives

Rotary Motor Cat. No.	Rated Speed rpm	Maximum Speed rpm	System Continuous Stall Current A 0-pk	System Continuous Stall Torque N·m (lb·in)	System Peak Stall Current A 0-pk	System Peak Stall Torque N·m (lb·in)	Motor Rated Output kW (Hp)	Kinetix 5700 Drives (480V AC input)
VPH-B0632T-xxx4	7200	8000	2.43	0.80 (7.1)	8.75	2.69 (24.0)	0.40 (0.54)	2198-D006-ERSx
VPH-B0633M-xxx4	6700	6700	1.97	1.01 (8.9)	8.75	4.09 (36.0)	0.50 (0.67)	2198-D006-ERSx
VPH-B0753F-xxx4	6600	6600	3.49	1.81 (16.0)	8.80	3.27 (28.9)	0.68 (0.92)	2198-D006-ERSx
					18.90	7.02 (62.0)		2198-D020-ERSx
VPH-B1001F-xxx4	5000	5000	2.20	1.42 (12.6)	7.10	3.61 (32.0)	0.68 (0.91)	2198-D006-ERSx
VPH-B1003F-xxx4	4750	4750	4.89	3.29 (29.1)	17.60	9.71 (86.0)	1.16 (1.56)	2198-D012-ERSx
					20.20	11.15 (99.0)		2198-D020-ERSx
VPH-B1152F-xxx4	4500	4500	5.15	4.03 (35.7)	17.60	10.89 (96.4)	1.37 (1.84)	2198-D012-ERSx
					21.19	13.12 (116)		2198-D020-ERSx
VPH-B1153E-xxx4	3900	5000	7.09	5.13 (45.4)	17.60	10.84 (96.0)	1.08 (1.45)	2198-D012-ERSx
					33.00	20.33 (180)		2198-D032-ERSx
VPH-B1304E-xxx4	3500	3500	8.27	8.24 (73.0)	28.20	23.74 (210)	1.76 (2.36)	2198-D020-ERSx
					33.76	28.45 (252)		2198-D032-ERSx
VPH-B1653D-xxx4	3000	3000	14.92	18.67 (165)	45.90	45.77 (405)	2.91 (3.91)	2198-D032-ERSx
					68.00	67.80 (600)		2198-D057-ERSx

Performance specification data and curves reflect nominal system performance of a typical system with the motor at 40 °C (104 °F) and the drive at 50 °C (122 °F) ambient temperature, and rated line voltage. For additional information on ambient temperature and line conditions, refer to Motion Analyzer.

Kinetix VPS Motor Performance Specifications with Kinetix 5700 Drives

Motor Cat. No.	Rated Speed rpm	Maximum Speed rpm	System Continuous Stall Current A 0-pk	System Continuous Stall Torque N·m (lb·in)	System Peak Stall Current A 0-pk	System Peak Stall Torque N·m (lb·in)	Motor Rated Output kW (Hp)	Kinetix 5700 Drives (480V AC input)
VPS-B1304D	3000	3000	7.1	8.1 (72.0)	17.6	17.9 (158)	1.40 (1.9)	2198-D012-ERSx
					26.0	27.1 (240)		2198-D020-ERSx
VPS-B1653D	3000	3000	17.0	21.0 (186)	45.9	50.1 (443)	3.29 (4.4)	2198-D032-ERSx
					68.0	67.8 (600)		2198-D057-ERSx

Performance specification data and curves reflect nominal system performance of a typical system with the motor at 40 °C (104 °F) and the drive at 50 °C (122 °F) ambient temperature, and rated line voltage. For additional information on ambient temperature and line conditions, refer to Motion Analyzer.

Kinetix MPL Motor Performance Specifications with Kinetix 5700 Drives

Kinetix MPL Motor Performance Specifications with Kinetix 5700 (200V operation) Drives

Rotary Motor Cat. No.	Rated Speed rpm	Maximum Speed rpm	System Continuous Stall Current A 0-pk	System Continuous Stall Torque N·m (lb·in)	System Peak Stall Current A 0-pk	System Peak Stall Torque N·m (lb·in)	Motor Rated Output kW	Kinetix 5700 (230V AC input)
MPL-A1510V	8000	8000	1.05	0.26 (2.3)	3.40	0.77 (6.8)	0.16	2198-D006-ERSx
MPL-A1520U	7000	7000	1.80	0.49 (4.3)	6.10	1.58 (13.9)	0.27	2198-D006-ERSx
MPL-A1530U	7000	7000	2.82	0.90 (8.0)	10.1	2.82 (24.9)	0.39	2198-D012-ERSx
MPL-A210V	8000	8000	3.09	0.55 (4.8)	10.2	1.52 (13.4)	0.37	2198-D012-ERSx
MPL-A220T	6000	6000	4.54	1.61 (14.2)	15.5	4.74 (41.9)	0.62	2198-D012-ERSx
MPL-A230P	5000	5000	5.40	2.10 (18.6)	23.0	8.2 (73.0)	0.86	2198-D020-ERSx
MPL-A310F	3000	3000	3.20	1.58 (14.0)	8.80	3.44 (30.4)	0.46	2198-D006-ERSx
					9.30	3.61 (31.9)		2198-D012-ERSx
MPL-A310P	5000	5000	4.85	1.58 (14.0)	14.0	3.61 (31.9)	0.73	2198-D012-ERSx
MPL-A320H	3500	3500	6.10	3.05 (27.0)	19.3	7.91 (70.0)	1.0	2198-D020-ERSx
MPL-A320P	5000	5000	9.00	3.05 (27.0)	28.3	7.60 (44.8)	1.3	2198-D020-ERSx
					29.5	7.91 (70.0)		2198-D032-ERSx
MPL-A330P	5000	5000	12.0	4.18 (37.0)	38.0	11.1 (98.2)	1.8	2198-D032-ERSx
MPL-A420P	5000	5000	12.7	4.79 (42.3)	46.0	13.5 (120)	2.0	2198-D032-ERSx
MPL-A430H	3500	3500	12.2	6.21 (55.0)	45.0	19.8 (175)	1.8	2198-D032-ERSx
MPL-A430P	5000	5000	16.80	5.99 (52.9)	67.0	19.8 (175)	2.2	2198-D057-ERSx
MPL-A4530F	2800	2800	13.40	8.36 (74.0)	42.0	20.3 (179)	1.9	2198-D032-ERSx
MPL-A4530K	4000	4000	19.50	8.13 (71.9)	62.0	20.3 (179)	2.5	2198-D057-ERSx

Kinetix MPL Motor Performance Specifications with Kinetix 5700 (200V operation) Drives (continued)

Rotary Motor Cat. No.	Rated Speed rpm	Maximum Speed rpm	System Continuous Stall Current A 0-pk	System Continuous Stall Torque N·m (lb·in)	System Peak Stall Current A 0-pk	System Peak Stall Torque N·m (lb·in)	Motor Rated Output kW	Kinetix 5700 (230V AC input)
MPL-A4540C	1500	1500	9.40	10.30 (91.1)	28.3	26.23 (232)	1.5	2198-D020-ERSx
					29.0	27.1 (239)		2198-D032-ERSx
MPL-A4540F	3000	3000	18.4	10.19 (90.1)	45.9	22.09 (195)	2.6	2198-D032-ERSx
					58.0	27.1 (239)		2198-D057-ERSx
MPL-A4560F	3000	3000	22.0	14.1 (125)	66.0	34.4 (305)	3.0	2198-D057-ERSx
MPL-A520K	4000	4000	23.0	10.77 (95.2)	65.0	24.3 (215)	3.5	2198-D057-ERSx
MPL-A540K	4000	4000	41.5	19.42 (171)	73.4	31.3 (277)	5.5	2198-S086-ERSx
MPL-A560F	3000	3000	42.0	27.39 (242)	73.4	39.6 (350)	5.3	2198-S086-ERSx

Performance specification data and curves reflect nominal system performance of a typical system with the motor at 40 °C (104 °F) and the drive at 50 °C (122 °F) ambient temperature, and rated line voltage. For additional information on ambient temperature and line conditions, refer to Motion Analyzer.

Kinetix MPL Motor Performance Specifications with Kinetix 5700 (400V operation) Drives

Motor Cat. No.	Rated Speed rpm	Maximum Speed rpm	System Continuous Stall Current A 0-pk	System Continuous Stall Torque N·m (lb·in)	System Peak Stall Current A 0-pk	System Peak Stall Torque N·m (lb·in)	Motor Rated Output kW	Kinetix 5700 Drives (480V AC input)
MPL-B1510V	8000	8000	0.95	0.26 (2.3)	3.10	0.77 (6.8)	0.16	2198-D006-ERSx
MPL-B1520U	7000	7000	1.80	0.49 (4.3)	6.10	1.58 (13.9)	0.27	2198-D006-ERSx
MPL-B1530U	7000	7000	2.0	0.90 (8.0)	7.20	2.82 (24.9)	0.39	2198-D006-ERSx
MPL-B210V	8000	8000	1.75	0.55 (4.9)	5.80	1.52 (13.4)	0.37	2198-D006-ERSx
MPL-B220T	6000	6000	3.30	1.61 (14.2)	8.80	3.67 (32.5)	0.62	2198-D006-ERSx
					11.3	4.74 (41.9)		2198-D012-ERSx
MPL-B230P	5000	5000	2.60	2.10 (18.6)	8.80	6.39 (56.6)	0.86	2198-D006-ERSx
					11.3	8.20 (73.0)		2198-D012-ERSx
MPL-B310P	5000	5000	2.4	1.6 (14.1)	7.10	3.6 (32)	0.77	2198-D006-ERSx
MPL-B320P	5000	5000	4.5	3.10 (27)	14.0	8.2 (72.5)	1.5	2198-D012-ERSx
MPL-B330P	5000	5000	6.1	4.18 (37)	17.6	10.4 (92.0)	1.8	2198-D012-ERSx
					19.0	11.1 (98)		2198-D020-ERSx
MPL-B420P	5000	5000	6.3	4.74 (42)	17.6	11.3 (100)	1.9	2198-D012-ERSx
					22.0	13.5 (119)		2198-D020-ERSx
MPL-B430P	5000	5000	9.2	6.55 (58)	28.2	17.6 (156)	2.2	2198-D020-ERSx
					32.0	19.8 (175)		2198-D032-ERSx
MPL-B4530F	3000	3000	6.7	8.36 (74)	17.6	17.7 (157)	2.1	2198-D012-ERSx
					21.0	20.3 (180)		2198-D020-ERSx
MPL-B4530K	4000	4000	9.9	8.25 (73)	28.2	18.7 (166)	2.6	2198-D020-ERSx
					31.0	20.3 (179)		2198-D032-ERSx
MPL-B4540F	3000	3000	9.1	10.20 (90)	28.2	26.2 (232)	2.6	2198-D020-ERSx
					29.0	27.1 (240)		2198-D032-ERSx
MPL-B4560F	3000	3000	11.3	13.85 (123)	28.2	28.4 (251)	3.2	2198-D020-ERSx
			11.8	14.0 (124)	36.0	34.4 (304)		2198-D032-ERSx
MPL-B520K	3500	4000	11.3	10.4 (92)	28.2	20.6 (182)	3.5	2198-D020-ERSx
			11.5	10.7 (95)	33.0	23.2 (205)		2198-D032-ERSx
MPL-B540D	2000	2000	10.5	19.4 (172)	23.0	41.0 (362)	3.4	2198-D020-ERSx
MPL-B540K	4000	4000	20.5	19.4 (172)	60.0	48.6 (430)	5.4	2198-D057-ERSx
MPL-B560F	3000	3000	20.6	26.8 (237)	68.0	67.8 (600)	5.5	2198-D057-ERSx
MPL-B580F	3000	3000	26.0	34.0 (301)	81.3	81.0 (717)	7.1	2198-D057-ERSx
					94.0	87.0 (770)		2198-S086-ERSx
MPL-B580J	3800	3800	32.0	34.0 (301)	81.3	73.0 (646)	7.9	2198-D057-ERSx
					94.0	81.0 (717)		2198-S086-ERSx
MPL-B640F	2000	3000	32.1	36.7 (325)	65.0	72.3 (640)	6.1	2198-D057-ERSx
MPL-B660F	2000	3000	38.5	48.0 (425)	96.0	101.1 (895)	6.1	2198-S086-ERSx
MPL-B680D	2000	2000	34.0	62.8 (556)	94.0	154.2 (1365)	9.3	2198-S086-ERSx
MPL-B680F	2000	3000	48.0	60.0 (531)	96.0	108.5 (960)	7.5	2198-S086-ERSx
MPL-B680H	2000	3500	51.0	60.0 (531)	121.6	130 (1150)	7.5	2198-S086-ERSx
					140	146.9 (1300)		2198-S130-ERSx
MPL-B860D	2000	2000	47.5	83.0 (735)	95.5	152.5 (1350)	12.5	2198-S086-ERSx

Kinetix MPL Motor Performance Specifications with Kinetix 5700 (400V operation) Drives (continued)

Motor Cat. No.	Rated Speed rpm	Maximum Speed rpm	System Continuous Stall Current A 0-pk	System Continuous Stall Torque N·m (lb·in)	System Peak Stall Current A 0-pk	System Peak Stall Torque N·m (lb·in)	Motor Rated Output kW	Kinetix 5700 Drives (480V AC input)
MPL-B880C	1500	1500	47.5	110 (973)	97.5	203 (1797)	12.6	2198-S086-ERSx
MPL-B880D	2000	2000	67.0	110 (973)	96.0	147 (1301)	12.6	2198-S130-ERSx
MPL-B960B	1200	1200	42.5	130 (1150)	94.0	231 (2044)	12.7	2198-S086-ERSx
MPL-B960C	1500	1500	55.0	124.3 (1100)	121.6	219.8 (1945)	14.8	2198-S086-ERSx
					125	226 (2000)		2198-S130-ERSx
MPL-B960D	2000	2000	70.0	124.3 (1100)	125	226 (2000)	15.0	2198-S130-ERSx
MPL-B980B	1000	1000	40.0	162.7 (1444)	94.0	278 (2460)	15.2	2198-S086-ERSx
MPL-B980C	1500	1500	68.2	158.2 (1400)	140	271.2 (2400)	16.8	2198-S130-ERSx
MPL-B980D	2000	2000	79.0	158.2 (1400)	140	260 (2300)	18.6	2198-S130-ERSx
MPL-B980E	1500	2750	105	141 (1250)	226.2	233 (2062)	13.0	2198-S160-ERSx
					230	237 (2100)		2198-S263-ERSx

Performance specification data and curves reflect nominal system performance of a typical system with the motor at 40 °C (104 °F) and the drive at 50 °C (122 °F) ambient temperature, and rated line voltage. For additional information on ambient temperature and line conditions, refer to Motion Analyzer.

Kinetix MPM Motor Performance Specifications with Kinetix 5700 Drives

Kinetix MPM Motor Performance Specifications with Kinetix 5700 (200V operation) Drives

Rotary Motor Cat. No.	Base Speed rpm	Rated Speed rpm	Maximum Speed rpm	System Continuous Stall Current A 0-pk	System Continuous Stall Torque N·m (lb·in)	System Peak Stall Current A 0-pk	System Peak Stall Torque N·m (lb·in)	Motor Rated Output kW	Kinetix 5700 Drives (240V AC input)
MPM-A1151M	4500	5000	6000	7.65	2.3 (20.3)	28.3	6.2 (54.9)	0.90	2198-D020-ERSx
						30.5	6.6 (58.4)		2198-D032-ERSx
MPM-A1152F	3000	4000	5000	11.30	4.4 (38.9)	28.3	9.4 (83.2)	1.40	2198-D020-ERSx
				11.93	4.7 (41.6)	44.8	13.5 (119)		2198-D032-ERSx
MPM-A1153F	3000	4000	5000	16.18	6.5 (57.5)	45.9	15.3 (135)	1.45	2198-D032-ERSx
						64.5	19.8 (175)		2198-D057-ERSx
MPM-A1302F	3000	4000	4500	17.28	6.6 (58.4)	45.9	12.7 (112)	1.65	2198-D032-ERSx
						50.2	13.5 (119)		2198-D057-ERSx
MPM-A1304F	3000	3500	4000	19.65	9.3 (82.0)	45.9	18.6 (165)	2.20	2198-D032-ERSx
						48.3	19.3 (171)		2198-D057-ERSx
MPM-A1651F	3000	3000	5000	30.96	10.7 (94.7)	73.8	20.5 (181)	2.50	2198-D057-ERSx
MPM-A1652F	3000	3500	4000	33.54	13.5 (119)	103.2	36.0 (319)	4.03	2198-S086-ERSx
MPM-A1653F	3000	3000	4000	42.4	18.6 (165)	119.1	42.0 (372)	5.10	2198-S086-ERSx
MPM-A2152F	3000	2000	4000	58.4	27.0 (239)	121.6	54.1 (479)	5.20	2198-S086-ERSx
						125.8	56.0 (495)		2198-S130-ERSx
MPM-A2153F	3000	2000	3600	59.65	34.0 (301)	120.4	58.0 (513)	5.80	2198-S086-ERSx
MPM-A2154C	1500	1750	2000	58.68	55.0 (487)	121.6	101 (894)	6.50	2198-S086-ERSx
						127.3	106 (938)		2198-S130-ERSx
MPM-A2154E	2250	2000	3000	59.67	44.0 (389)	121.6	79.7 (705)	7.00	2198-S086-ERSx
						128.2	84.0 (743)		2198-S130-ERSx

Performance specification data and curves reflect nominal system performance of a typical system with the motor at 40 °C (104 °F) and the drive at 50 °C (122 °F) ambient temperature, and rated line voltage. For additional information on ambient temperature and line conditions, refer to Motion Analyzer.

Kinetix MPM Motor Performance Specifications with Kinetix 5700 (400V operation) Drives

Motor Cat. No.	Base Speed rpm	Rated Speed rpm	Maximum Speed rpm	System Continuous Stall Current A 0-pk	System Continuous Stall Torque N·m (lb·in)	System Peak Stall Current A 0-pk	System Peak Stall Torque N·m (lb·in)	Motor Rated Output kW	Kinetix 5700 Drives (480V AC input)
MPM-B1151F	3000	4000	5000	2.71	2.3 (20.3)	8.8	6.0 (53.1)	0.75	2198-D006-ERSx
						9.9	6.6 (58.0)		2198-D012-ERSx
MPM-B1151T	6000	5000	7000	5.62	2.3 (20.3)	17.6	5.3 (46.9)	0.90	2198-D012-ERSx
						20.5	5.9 (52.2)		2198-D020-ERSx
MPM-B1152C	1500	2500	3000	3.61	5.0 (44.2)	12.4	13.5 (119)	1.20	2198-D012-ERSx
MPM-B1152F	3000	4000	5200	6.17	5.0 (44.2)	17.6	11.7 (103)	1.40	2198-D012-ERSx
						21.1	13.5 (119)		2198-D020-ERSx
MPM-B1152T	6000	4000	7000	11.02	5.0 (44.2)	28.2	10.7 (94.7)	1.40	2198-D020-ERSx
						37.9	13.5 (119)		2198-D032-ERSx
MPM-B1153E	2250	3000	3500	6.21	6.5 (57.5)	17.6	16.9 (149)	1.40	2198-D012-ERSx
						21.6	19.8 (175)		2198-D020-ERSx
MPM-B1153F	3000	4000	5500	9.20	6.5 (57.5)	28.2	17.9 (158)	1.40	2198-D020-ERSx
						32.0	19.8 (175)		2198-D032-ERSx
MPM-B1153T	6000	4000	7000	15.95	6.5 (57.5)	45.9	14.8 (131)	1.45	2198-D032-ERSx
						55.5	16.5 (146)		2198-D057-ERSx
MPM-B1302F	3000	4000	4500	8.57	6.6 (58.4)	22.1	13.5 (119)	1.65	2198-D020-ERSx
MPM-B1302M	4500	4000	6000	12.57	6.6 (58.4)	32.4	13.5 (119)	1.65	2198-D032-ERSx
MPM-B1302T	6000	4000	7000	16.83	6.7 (59.3)	43.4	13.5 (119)	1.65	2198-D032-ERSx
MPM-B1304C	1500	1870	2750	7.00	10.3 (91.1)	17.6	22.8 (202)	2.00	2198-D012-ERSx
						21.5	27.1 (240)		2198-D020-ERSx
MPM-B1304E	2250	3500	4000	10.75	10.2 (90.3)	28.2	23.4 (207)	2.20	2198-D020-ERSx
						34.2	27.1 (240)		2198-D032-ERSx
MPM-B1304M	4500	3500	6000	19.02	10.4 (92.0)	60.6	27.1 (240)	2.20	2198-D057-ERSx
MPM-B1651C	1500	3000	3500	10.21	11.4 (101)	28.2	22.7 (201)	2.50	2198-D020-ERSx
						29.2	23.2 (205)		2198-D032-ERSx
MPM-B1651F	3000	3000	5000	17.75	11.4 (101)	45.9	21.9 (194)	2.50	2198-D032-ERSx
						50.9	23.2 (205)		2198-D057-ERSx
MPM-B1651M	4500	3000	5000	22.46	11.4 (101)	56.8	23.2 (205)	2.50	2198-D057-ERSx
MPM-B1652C	1500	2500	2500	11.51	16.0 (142)	33.6	40.0 (354)	3.80	2198-D032-ERSx
MPM-B1652E	2250	3500	3500	20.94	21.1 (187)	60.5	48.0 (425)	4.30	2198-D057-ERSx
MPM-B1652F	3000	3500	4500	28.74	21.1 (187)	84.1	48.0 (425)	4.30	2198-D057-ERSx
MPM-B1653C	1500	2000	2500	20.05	26.7 (236)	59.2	67.8 (600)	4.60	2198-D057-ERSx
MPM-B1653E	2250	3000	3500	27.00	26.8 (237)	72.9	62.0 (549)	5.10	2198-D057-ERSx
MPM-B1653F	3000	3000	4000	34.94	31.0 (274)	94.3	56.1 (496)	5.10	2198-S086-ERSx
MPM-B2152C	1500	2000	2500	27.40	36.7 (325)	55.4	72.3 (640)	5.60	2198-D057-ERSx
MPM-B2152F	3000	2500	4500	43.54	34.1 (302)	98.0	72.2 (639)	5.90	2198-S086-ERSx
MPM-B2152M	4500	2500	5000	44.58	34.1 (302)	76.3	52.9 (468)	5.90	2198-S086-ERSx
MPM-B2153B	1250	1750	2000	24.06	48.0 (425)	60.0	101 (895)	6.80	2198-D057-ERSx
MPM-B2153E	2250	2000	3000	39.63	47.9 (424)	98.6	101 (895)	7.20	2198-S086-ERSx
MPM-B2153F	3000	2000	3800	43.86	45.6 (403)	98.4	98.9 (875)	7.20	2198-S086-ERSx
MPM-B2154B	1250	1750	2000	35.46	62.7 (555)	98.0	154 (1363)	6.90	2198-S086-ERSx
MPM-B2154E	2250	2000	3000	43.68	55.9 (495)	98.3	112 (991)	7.50	2198-S086-ERSx
MPM-B2154F	3000	2000	3300	44.40	56.2 (497)	83.6	87.9 (778)	7.50	2198-S086-ERSx

Performance specification data and curves reflect nominal system performance of a typical system with the motor at 40 °C (104 °F) and the drive at 50 °C (122 °F) ambient temperature, and rated line voltage. For additional information on ambient temperature and line conditions, refer to Motion Analyzer.

Kinetix MPF Motor Performance Specifications with Kinetix 5700 Drives

Kinetix MPF Motor Performance Specifications with Kinetix 5700 (200V operation) Drives

Rotary Motor Cat. No.	Rated Speed rpm	Maximum Speed rpm	System Continuous Stall Current A 0-pk	System Continuous Stall Torque N·m (lb·in)	System Peak Stall Current A 0-pk	System Peak Stall Torque N·m (lb·in)	Motor Rated Output kW	Kinetix 5700 Drives (240V AC input)
MPF-A310P	4750	5000	4.85	1.58 (14.0)	14.0	3.61 (31.9)	0.73	2198-D012-ERSx
MPF-A320H	3350	3500	6.10	3.05 (27.0)	17.7	7.33 (64.9)	1.0	2198-D012-ERSx
					19.3	7.91 (70.0)		2198-D020-ERSx
MPF-A320P	4750	5000	9.00	3.05 (27.0)	28.3	7.59 (67.2)	1.3	2198-D020-ERSx
					29.5	7.91 (70.0)		2198-D032-ERSx
MPF-A330P	5000	5000	12.0	4.18 (37.0)	38.0	11.10 (98.2)	1.6	2198-D032-ERSx
MPF-A430H	3500	3500	12.2	6.21 (55.0)	45.0	19.80 (175)	1.8	2198-D032-ERSx
MPF-A430P	5000	5000	16.80	5.99 (53.0)	45.9	14.4 (127)	1.9	2198-D032-ERSx
					67.0	19.80 (175)		2198-D057-ERSx
MPF-A4530K	4000	4000	19.50	8.13 (71.9)	62.0	20.30 (179)	2.3	2198-D057-ERSx
MPF-A4540F	3000	3000	18.40	10.20 (90.3)	45.9	22.09 (195)	2.5	2198-D032-ERSx
					57.4	27.10 (239)		2198-D057-ERSx
MPF-A540K	4000	4000	41.50	19.40 (172)	120.0	48.60 (430)	4.1	2198-S086-ERSx

Kinetix MPF Motor Performance Specifications with Kinetix 5700 (400V operation) Drives

Motor Cat. No.	Rated Speed rpm	Maximum Speed rpm	System Continuous Stall Current A 0-pk	System Continuous Stall Torque N·m (lb·in)	System Peak Stall Current A 0-pk	System Peak Stall Torque N·m (lb·in)	Motor Rated Output kW (Hp)	Kinetix 5700 Drives (480V AC input)
MPF-B310P	5000	5000	2.30	1.60 (14)	7.10	3.6 (32)	0.77	2198-D006-ERSx
MPF-B320P	5000	5000	4.24	3.10 (27)	14.0	7.8 (69)	1.5	2198-D012-ERSx
MPF-B330P	5000	5000	5.70	4.18 (37)	17.6	10.4 (92.0)	1.6	2198-D012-ERSx
					19.0	11.1 (98)		2198-D020-ERSx
MPF-B430P	5000	5000	9.20	6.55 (58)	28.2	17.6 (156)	2.0	2198-D020-ERSx
					32.0	19.8 (175)		2198-D032-ERSx
MPF-B4530K	4000	4000	9.90	8.25 (73)	28.2	18.7 (165)	2.4	2198-D020-ERSx
					31.0	20.3 (179)		2198-D032-ERSx
MPF-B4540F	3000	3000	9.10	10.20 (90)	28.2	26.2 (232)	2.5	2198-D020-ERSx
					29.0	27.1 (240)		2198-D032-ERSx
MPF-B540K	4000	4000	20.5	19.4 (171)	60.0	48.6 (430)	4.1	2198-D057-ERSx

Performance specification data and curves reflect nominal system performance of a typical system with the motor at 40 °C (104 °F) and the drive at 50 °C (122 °F) ambient temperature, and rated line voltage. For additional information on ambient temperature and line conditions, refer to Motion Analyzer.

Kinetix MPS Motor Performance Specifications with Kinetix 5700 Drives

Kinetix MPS Motor Performance Specifications with Kinetix 5700 (200V operation) Drives

Rotary Motor Cat. No.	Rated Speed rpm	Maximum Speed rpm	System Continuous Stall Current A 0-pk	System Continuous Stall Torque N·m (lb·in)	System Peak Stall Current A 0-pk	System Peak Stall Torque N·m (lb·in)	Motor Rated Output kW	Kinetix 5700 Drives (240V AC input)
MPS-A330P	5000	5000	9.80	3.60 (32.0)	28.3	8.79 (77.8)	1.3	2198-D020-ERSx
					38.0	11.10 (98.2)		2198-D032-ERSx
MPS-A4540F	3000	3000	14.4	8.1 (72)	45.9	22.84 (202)	1.4	2198-D032-ERSx
					56.0	27.1 (240)		2198-D057-ERSx

Kinetix MPS Motor Performance Specifications with Kinetix 5700 (400V operation) Drives

Motor Cat. No.	Rated Speed rpm	Maximum Speed rpm	System Continuous Stall Current A 0-pk	System Continuous Stall Torque N·m (lb·in)	System Peak Stall Current A 0-pk	System Peak Stall Torque N·m (lb·in)	Motor Rated Output kW (Hp)	Kinetix 5700 Drives (480V AC input)
MPS-B330P	5000	5000	4.9	3.60 (32)	17.6	10.5 (92.9)	1.3	2198-D012-ERSx
					19.0	11.0 (97.2)		2198-D020-ERSx
MPS-B4540F	3000	3000	7.1	8.1 (72)	17.6	19.2 (170)	1.4	2198-D012-ERSx
					26.0	27.1 (240)		2198-D020-ERSx
MPS-B560F	3000	3000	17.0	21.5 (190)	45.9	49.7 (440)	3.5	2198-D032-ERSx
					68.0	67.8 (600)		2198-D057-ERSx

Performance specification data and curves reflect nominal system performance of a typical system with the motor at 40 °C (104 °F) and the drive at 50 °C (122 °F) ambient temperature, and rated line voltage. For additional information on ambient temperature and line conditions, refer to Motion Analyzer.

Kinetix HPK Motor Performance Specifications with Kinetix 5700 Drives

Kinetix HPK (460V) Motor Performance Specifications with Kinetix 5700 Drives

Motor Cat. No.	Base Speed rpm	Maximum Speed rpm	System Continuous Stall Current A 0-pk	System Continuous Stall Torque N·m (lb·in)	System Peak Stall Current A 0-pk	System Peak Stall Torque N·m (lb·in)	Motor Rated Output kW (Hp)	Kinetix 5700 Drives (480V AC input)
HPK-B1307C	1500	3000	48.2	112 (991)	113.0	260 (2301)	17.1 (22.9)	2198-S086-ERSx
HPK-B1308C			59.6	141 (1248)	119.3	262 (2319)	21.6 (28.9)	2198-S086-ERSx
HPK-B1310C			64.9	155 (1372)	144.0	325 (2876)	23.8 (31.9)	2198-S130-ERSx
HPK-B1613C			109.8	271 (2398)	217.0	542 (4797)	41.7 (55.9)	2198-S160-ERSx
HPK-B1307E	3000	5000	81.0	96.0 (849)	146.6	165 (1460)	29.8 (39.9)	2198-S130-ERSx
HPK-B1308E			91.4	115 (1018)	190.3	230 (2036)	35.7 (47.8)	2198-S160-ERSx
HPK-B1609E			120.2	150 (1327)	217.0	270 (2390)	46.5 (62.3)	2198-S160-ERSx
HPK-B1611E	3000	5000	149.0	183 (1619)	338.4	400 (3540)	57.0 (76.4)	2198-S263-ERSx
HPK-B1815C	1500	3000	153.7	360 (3186)	402.0	850 (7523)	55.9 (74.9)	2198-S312-ERSx
HPK-B1613E	3000	5000	191.0	237 (2097)	440.0	520 (4602)	73.7 (98.8)	2198-S312-ERSx
HPK-B2010C	1500	3000	196.4	482 (4266)	440.0	970 (8585)	75.0 (100.5)	2198-S312-ERSx
HPK-B2010E	3000	5000	254.0	295 (2611)	440.0	500 (4425)	92.0 (123.4)	2198-S312-ERSx
HPK-B2212C	1500	3000	254.0	607 (5372)	440.0	1105 (9780)	94.0 (126.1)	2198-S312-ERSx

Kinetix HPK (400V) Motor Performance Specifications with Kinetix 5700 Drives

Motor Cat. No.	Base Speed rpm	Maximum Speed rpm	System Continuous Stall Current A 0-pk	System Continuous Stall Torque N·m (lb·in)	System Peak Stall Current A 0-pk	System Peak Stall Torque N·m (lb·in)	Motor Rated Output kW (Hp)	Kinetix 5700 Drives (480V AC input)
HPK-E1307C	1500	3000	58.5	112 (991)	146.6	263 (2327)	17.1 (22.9)	2198-S130-ERSx
HPK-E1310C			80.0	155 (1372)	200.0	380 (3363)	23.8 (32.4)	2198-S160-ERSx
HPK-E1307E	3000	5000	102.0	96.0 (849)	217.0	202 (1788)	29.8 (39.9)	2198-S160-ERSx
HPK-E1308E			112.8	107 (947)	217.7	200 (1770)	33.2 (45.0)	2198-S160-ERSx
HPK-E1613C	1500	3000	133.0	271 (2399)	310.0	625 (5532)	41.7 (55.9)	2198-S263-ERSx
HPK-E1815C			187.0	360 (3186)	440.0	840 (7435)	55.9 (75.0)	2198-S312-ERSx
HPK-E2010C			243.0	482 (4266)	440.0	870 (7700)	75.0 (100.6)	2198-S312-ERSx
HPK-E1609E	3000	5000	153.7	156 (1381)	356.7	359 (3177)	48.4 (64.9)	2198-S263-ERSx
HPK-E1611E			185.0	183 (1620)	440.0	430 (3806)	45.0 (60.3)	2198-S312-ERSx
HPK-E1613E			242.5	237 (2098)	440.0	430 (3806)	73.7 (98.8)	2198-S312-ERSx

Performance specification data and curves reflect nominal system performance of a typical system with the motor at 40 °C (104 °F) and the drive at 50 °C (122 °F) ambient temperature, and rated line voltage. For additional information on ambient temperature and line conditions, refer to Motion Analyzer.

Linear Motion Performance Specifications

These linear motion families are compatible with Kinetix 5700 servo drives.

Linear Motion Family	Page
LDAT-Series integrated linear thrusters	68
Kinetix MPAS integrated linear stages	72
Kinetix VPAR electric cylinders	72
Kinetix MPAR electric cylinders	73
LDC-Series linear motors	73
Kinetix MPAL heavy-duty electric cylinders	74

For Kinetix 5700 drive system combinations that include cable catalog number selection and force/velocity curves, refer to the Kinetix 5700 Drive Systems Design Guide, publication [KNX-RM010](#).

IMPORTANT These system combinations do not include all possible motor/drive combinations. Refer to Motion Analyzer to verify compatibility. To access Motion Analyzer, go to: <https://motionanalyzer.rockwellautomation.com>.

LDAT-Series Performance Specifications with Kinetix 5700 Drives

Performance Specifications with Frame 30 Linear Thrusters

Linear Thruster Cat. No.	Velocity, max 460V AC m/s	System Continuous Stall Current A 0-pk	System Continuous Stall Force N (lb)	System Peak Stall Current A 0-pk	System Peak Stall Force N (lb)	Rated Output 460V AC kW	Kinetix 5700 Drives (480V AC input)
LDAT-S031010-Dxx	2.4	4.8	81 (18)	12.2	168 (38)	0.20	2198-D012-ERSx
LDAT-S031020-Dxx	3.1					0.25	
LDAT-S031030-Dxx	3.5					0.29	
LDAT-S031040-Dxx	3.8					0.31	
LDAT-S032010-Dxx	3.1	7.4	126 (28)	24.3	336 (76)	0.40	2198-D020-ERSx
LDAT-S032020-Dxx	4.1					0.52	
LDAT-S032030-Dxx	4.7					0.59	
LDAT-S032040-Dxx	5.0					0.63	
LDAT-S032010-Exx	3.1	3.7	126 (28)	12.2	336 (76)	0.40	2198-D012-ERSx
LDAT-S032020-Exx	4.1					0.52	
LDAT-S032030-Exx	4.7					0.59	
LDAT-S032040-Exx	5.0					0.63	
LDAT-S033010-Dxx	3.5	11.1	190 (43)	36.5	504 (113)	0.67	2198-D032-ERSx
LDAT-S033020-Dxx	4.7					0.88	
LDAT-S033030-Dxx	5.0					0.95	
LDAT-S033040-Dxx							
LDAT-S033010-Exx	3.5	3.7	190 (43)	12.2	504 (113)	0.67	2198-D012-ERSx
LDAT-S033020-Exx	4.7					0.87	
LDAT-S033030-Exx	5.0					0.91	
LDAT-S033040-Exx							

Performance specification data and curves reflect nominal system performance of a typical system with the motor at 40 °C (104 °F) and the drive at 50 °C (122 °F) ambient temperature, and rated line voltage. For additional information on ambient temperature and line conditions, refer to Motion Analyzer.

Performance Specifications with Frame 50 Linear Thrusters

Linear Thruster Cat. No.	Velocity, max 460V AC m/s	System Continuous Stall Current A 0-pk	System Continuous Stall Force N (lb)	System Peak Stall Current A 0-pk	System Peak Stall Force N (lb)	Rated Output 460V AC kW	Kinetix 5700 Drives (480V AC input)
LDAT-S051010-Dxx	2.8	3.1	119 (27)	11.4	363 (82)	0.34	2198-D012-ERSx
LDAT-S051020-Dxx	3.7					0.43	
LDAT-S051030-Dxx	4.1					0.49	
LDAT-S051040-Dxx	4.4					0.53	
LDAT-S051050-Dxx	4.7					0.55	
LDAT-S052010-Dxx	3.7	6.2	251 (56)	22.7	727 (163)	0.92	2198-D020-ERSx
LDAT-S052020-Dxx	4.8					1.20	
LDAT-S052030-Dxx	5.0					1.24	
LDAT-S052040-Dxx							
LDAT-S052050-Dxx							
LDAT-S052010-Exx	3.7	3.1	251 (56)	11.4	727 (163)	0.80	2198-D012-ERSx
LDAT-S052020-Exx	4.6					0.98	
LDAT-S052030-Exx	4.6					1.02	
LDAT-S052040-Exx							
LDAT-S052050-Exx							
LDAT-S053010-Dxx	4.1	9.4	378 (85)	34.2	1093 (246)	1.56	2198-D032-ERSx
LDAT-S053020-Dxx	5.0					1.87	
LDAT-S053030-Dxx ... LDAT-S053050-Dxx							
LDAT-S053010-Exx ... LDAT-S053050-Exx	3.5	3.1		11.4		1.04	2198-D012-ERSx
LDAT-S054010-Dxx	4.4	12.4	509 (114)	45.5	1453 (327)	2.26	2198-D032-ERSx
LDAT-S054020-Dxx ... LDAT-S054050-Dxx	5.00					2.53	
LDAT-S054010-Exx	4.4					1.87	
LDAT-S054020-Exx ... LDAT-S054050-Exx	5.0	6.2		22.7		2.05	2198-D020-ERSx

Performance specification data and curves reflect nominal system performance of a typical system with the motor at 40 °C (104 °F) and the drive at 50 °C (122 °F) ambient temperature, and rated line voltage. For additional information on ambient temperature and line conditions, refer to Motion Analyzer.

Performance Specifications and Frame 70 Linear Thrusters

Linear Thruster Cat. No.	Velocity, max 460V AC m/s	System Continuous Stall Current A 0-pk	System Continuous Stall Force N (lb)	System Peak Stall Current A 0-pk	System Peak Stall Force N (lb)	Rated Output 460V AC kW	Kinetix 5700 Drives (480V AC input)
LDAT-S072010-Dxx	3.9	6.0	364 (82)	22.0	1055 (237)	1.37	2198-D020-ERSx
LDAT-S072020-Dxx	5.0					1.64	
LDAT-S072030-Dxx ... LDAT-S072070-Dxx							
LDAT-S072010-Exx	3.5	3.0		11.0		1.03	2198-D012-ERSx
LDAT-S072020-Exx							
LDAT-S072070-Exx							
LDAT-S073010-Dxx	4.4	9.0	554 (125)	32.8	1576 (354)	2.27	2198-D032-ERSx
LDAT-S073020-Dxx	5.0					2.50	
LDAT-S073070-Dxx							
LDAT-S073010-Exx	2.4	3.0		10.9		1.01	2198-D012-ERSx
LDAT-S073070-Exx							
LDAT-S074010-Dxx						4.7	11.9
LDAT-S074020-Dxx	5.0	3.30					
LDAT-S074070-Dxx							
LDAT-S074010-Exx	3.5	6.0		21.7		2.08	2198-D020-ERSx
LDAT-S074070-Exx							
LDAT-S076010-Dxx						5.0	18.2
LDAT-S076020-Dxx							
LDAT-S076070-Dxx							
LDAT-S076010-Exx	3.5	9.1		33.2		3.18	2198-D032-ERSx
LDAT-S076070-Exx							
LDAT-S076070-Exx							

Performance specification data and curves reflect nominal system performance of a typical system with the motor at 40 °C (104 °F) and the drive at 50 °C (122 °F) ambient temperature, and rated line voltage. For additional information on ambient temperature and line conditions, refer to Motion Analyzer.

Performance Specifications with Frame 100 Linear Thrusters

Linear Thruster Cat. No.	Velocity, max 460V AC m/s	System Continuous Stall Current A 0-pk	System Continuous Stall Force N (lb)	System Peak Stall Current A 0-pk	System Peak Stall Force N (lb)	Rated Output 460V AC kW	Kinetix 5700 Drives (480V AC input)	
LDAT-S102010-Dxx	3.4	5.7	456 (103)	21.0	1289 (290)	1.44	2198-D020-ERSx	
LDAT-S102020-Dxx	4.4					1.74		
LDAT-S102030-Dxx	5.0					1.91		
LDAT-S102040-Dxx						10.5		0.96
LDAT-S102050-Dxx ... LDAT-S102090-Dxx								
LDAT-S102010-Exx ... LDAT-S102090-Exx	2.6	2.9	10.5	0.96	2198-D012-ERSx			
LDAT-S103010-Dxx	3.8	8.6	702 (158)	31.5	1935 (435)	2.41	2198-D032-ERSx	
LDAT-S103020-Dxx	5.0					2.93		
LDAT-S103030-Dxx ... LDAT-S103090-Dxx						10.5		0.92
LDAT-S103010-Exx ... LDAT-S103090-Exx								
LDAT-S104010-Dxx	4.1					11.5		929 (209)
LDAT-S104020-Dxx	5.0	4.29						
LDAT-S104030-Dxx ... LDAT-S104090-Dxx		21.0	2.07					
LDAT-S104010-Exx ... LDAT-S104090-Exx				2.07	2198-D020-ERSx			
LDAT-S106010-Dxx	4.5	17.3	1403 (315)	63.0	3871 (870)		5.41	
LDAT-S106020-Dxx	5.0					5.87		
LDAT-S106090-Dxx						31.5	2.94	
LDAT-S106010-Exx ... LDAT-S106090-Exx								2.94

Performance specification data and curves reflect nominal system performance of a typical system with the motor at 40 °C (104 °F) and the drive at 50 °C (122 °F) ambient temperature, and rated line voltage. For additional information on ambient temperature and line conditions, refer to Motion Analyzer.

Performance Specifications with Frame 150 Linear Thrusters

Linear Thruster Cat. No.	Velocity, max 460V AC m/s	System Continuous Stall Current A 0-pk	System Continuous Stall Force N (lb)	System Peak Stall Current A 0-pk	System Peak Stall Force N (lb)	Rated Output 460V AC kW	Kinetix 5700 Drives (480V AC input)		
LDAT-S152010-Dxx	3.2	5.3	643 (145)	19.5	1799 (404)	1.76	2198-D020-ERSx		
LDAT-S152020-Dxx	3.5					1.89			
LDAT-S152090-Dxx						9.8		0.87	
LDAT-S152010-Exx ... LDAT-S152090-Exx	1.8	2.7	9.8	0.87	2198-D012-ERSx				
LDAT-S153010-Dxx	3.6	8.0	978 (220)	29.1	2680 (602)	2.87	2198-D032-ERSx		
LDAT-S153090-Dxx	1.2					2.7		9.1	0.80
LDAT-S153010-Exx ... LDAT-S153090-Exx									

Performance Specifications with Frame 150 Linear Thrusters (continued)

Linear Thruster Cat. No.	Velocity, max 460V AC m/s	System Continuous Stall Current A 0-pk	System Continuous Stall Force N (lb)	System Peak Stall Current A 0-pk	System Peak Stall Force N (lb)	Rated Output 460V AC kW	Kinetix 5700 Drives (480V AC input)
LDAT-S154010-Dxx ... LDAT-S154090-Dxx	3.5	10.7	1306 (294)	39.1	3597 (809)	3.83	2198-D032-ERSx
LDAT-S154010-Exx ... LDAT-S154090-Exx	1.8	5.3		19.5		1.78	2198-D020-ERSx
LDAT-S156010-Dxx ... LDAT-S156090-Dxx	3.6	16.3	1997 (449)	59.4	5469 (1229)	5.85	2198-D057-ERSx
LDAT-S156010-Exx ... LDAT-S156090-Exx	1.8	8.1		19.8		2.71	2198-D020-ERSx

Performance specification data and curves reflect nominal system performance of a typical system with the motor at 40 °C (104 °F) and the drive at 50 °C (122 °F) ambient temperature, and rated line voltage. For additional information on ambient temperature and line conditions, refer to Motion Analyzer.

Kinetix MPAS Performance Specifications with Kinetix 5700 Drives

Linear Stage Cat. No.	Maximum Speed mm/s (in/s)	System Continuous Stall Current A 0-pk	System Continuous Stall Force N (lb)	System Peak Stall Current A 0-pk	System Peak Stall Force N (lb)	Motor Output Power Rating kW	Kinetix 5700 Drives (480V AC input)
MPAS-Bxxxx1-V05SxA	200 (7.9) ⁽¹⁾	1.75	521 (117)	3.50	1212 (272)	0.37	2198-D006-ERSx
MPAS-Bxxxx2-V20SxA	1124 (44.3) ⁽²⁾	3.30	462 (104)	6.60	968 (218)	0.62	2198-D006-ERSx
MPAS-B8xxxF-ALM02C	5000 (200)	3.50	189 (42.5)	9.30	456 (103)	0.527	2198-D012-ERSx
MPAS-B8xxxL-ALM02C	5000 (200)	3.15	159 (35.7)	8.37	399 (89.7)	0.475	2198-D006-ERSx
MPAS-B9xxxL-ALM02C	5000 (200)	3.40	285 (64.1)	9.10	680 (153)	0.768	2198-D012-ERSx
MPAS-B9xxxL-ALM02C	5000 (200)	3.03	245 (55.1)	8.19	601 (135)	0.69	2198-D006-ERSx

- (1) For 900 mm stroke length, maximum speed is 176 mm/s (6.9 in/s). For 1020 mm stroke length, maximum speed is 143 mm/s (5.6 in/s).
- (2) For 780 mm stroke length, maximum speed is 889 mm/s (35.0 in/s). For 900 mm stroke length, maximum speed is 715 mm/s (28.2 in/s). For 1020 mm stroke length, maximum speed is 582 mm/s (22.9 in/s).

Performance specification data and curves reflect nominal system performance of a typical system with the motor at 40 °C (104 °F) and the drive at 50 °C (122 °F) ambient temperature, and rated line voltage. For additional information on ambient temperature and line conditions, refer to Motion Analyzer.

Kinetix VPAR Performance Specifications with Kinetix 5700 Drives

Electric Cylinder Cat. No.	Maximum Speed mm/s (in/s)	System Continuous Stall Current A 0-pk	System Continuous Stall Force N (lb)	System Peak Stall Current A 0-pk	System Peak Stall Force N (lb)	Motor Output Power Rating kW	Kinetix 5700 Drives (480V AC input)
VPAR-B1xxxB	150	0.41	240 (53.9)	1.34	300 (67.4)	0.11	2198-D006-ERSx
VPAR-B1xxxE	500	1.20	280 (62.9)	2.10	350 (78.7)	0.24	2198-D006-ERSx
VPAR-B2xxxC	250	1.25	420 (94.4)	2.67	525 (118)	0.25	2198-D006-ERSx
VPAR-B2xxxF	640	3.10	640 (144)	5.80	800 (180)	0.56	2198-D012-ERSx
VPAR-B3xxxE	500	5.10	2000 (450)	13.0	2500 (562)	1.30	2198-D012-ERSx
VPAR-B3xxxH	1000	8.60	1284 (289)	17.0	1625 (365)	1.68	2198-D020-ERSx

Performance specification data and curves reflect nominal system performance of a typical system with the motor at 40 °C (104 °F) and the drive at 50 °C (122 °F) ambient temperature, and rated line voltage. For additional information on ambient temperature and line conditions, refer to Motion Analyzer.

Kinetix MPAR Performance Specifications with Kinetix 5700 Drives

Electric Cylinder Cat. No.	Maximum Speed mm/s (in/s)	System Continuous Stall Current A 0-pk	System Continuous Stall Force N (lb)	System Peak Stall Current A 0-pk	System Peak Stall Force N (lb)	Motor Output Power Rating kW	Kinetix 5700 Drives (480V AC input)
MPAR-B1xxxB	150	1.15	240 (53.9)	1.35	300 (67.4)	0.036	2198-D006-ERSx
MPAR-B1xxxE	500	1.49	280 (62.9)	1.71	350 (78.7)	0.140	2198-D006-ERSx
MPAR-B2xxxC	250	1.67	420 (94.4)	1.90	525 (118)	0.105	2198-D006-ERSx
MPAR-B2xxxF	640	3.29	640 (144)	3.93	800 (180)	0.410	2198-D006-ERSx
MPAR-B3xxxE	500	5.16	2000 (450)	6.17	2500 (562)	1.00	2198-D012-ERSx
MPAR-B3xxxH	1000	6.13	1300 (292)	6.79	1625 (365)	1.30	2198-D012-ERSx

Performance specification data and curves reflect nominal system performance of a typical system with the motor at 40 °C (104 °F) and the drive at 50 °C (122 °F) ambient temperature, and rated line voltage. For additional information on ambient temperature and line conditions, refer to Motion Analyzer.

LDC-Series Performance Specifications with Kinetix 5700 (400V-class) Drives

Linear Motor Cat. No.	Maximum Speed m/s (ft/s)	System Continuous Stall Current ⁽¹⁾ A 0-pk	System Continuous Stall Force ⁽¹⁾ N (lb)	System Peak Stall Current A 0-pk	System Peak Stall Force N (lb)	Linear Motor Rated Output kW	Kinetix 5700 Drives (480V AC input)	
LDC-C030100-DHT	10.0 (32.8)	4.1...6.1	74...111 (17...25)	12.1	188 (42)	0.37...0.55	2198-D012-ERSx	
LDC-C030200-DHT		8.1...12.2	148...222 (33...50)	24.3	375 (84)	0.74...1.11	2198-D020-ERSx	
LDC-C030200-EHT		4.1...6.1		12.1			2198-D012-ERSx	
LDC-C050100-DHT	10.0 (32.8)	3.9...5.9	119...179 (27...40)	11.7	302 (68)	0.59...0.89	2198-D012-ERSx	
LDC-C050200-DHT		7.9...11.8	240...359 (54...81)	23.3	600 (135)	1.20...1.79	2198-D020-ERSx	
LDC-C050200-EHT		3.9...5.9		11.6			2198-D012-ERSx	
LDC-C050300-DHT		11.8...17.7	363...544 (82...122)	35.9	941 (212)	1.81...2.72	2198-D032-ERSx	
LDC-C050300-EHT		3.9...5.9		12.0			2198-D012-ERSx	
LDC-C075200-DHT	10.0 (32.8)	7.7...11.5	348...523 (78...117)	22.9	882 (198)	1.74...2.61	2198-D020-ERSx	
LDC-C075200-EHT		3.8...5.7		11.5			2198-D012-ERSx	
LDC-C075300-DHT		11.5...17.2	523...784 (117...176)	35.6	1368 (308)	2.61...3.92	2198-D032-ERSx	
LDC-C075300-EHT		3.8...5.7		11.9			2198-D012-ERSx	
LDC-C075400-DHT		15.3...23.0	697...1045 (157...235)	47.4	1824 (410)	3.48...5.22	2198-D032-ERSx	
LDC-C075400-EHT		7.7...11.5		23.7			2198-D020-ERSx	
LDC-C100300-DHT		10.0 (32.8)	11.1...16.7	674...1012 (152...227)	34.3	1767 (397)	3.37...5.06	2198-D032-ERSx
LDC-C100300-EHT			3.7...5.6		11.4			2198-D012-ERSx
LDC-C100400-DHT	14.8...22.2		899...1349 (202...303)	45.7	2356 (530)	4.49...6.74	2198-D032-ERSx	
LDC-C100400-EHT	7.4...11.1			22.8			2198-D020-ERSx	
LDC-C100600-DHT	22.2...33.3		1349...2023 (303...455)	68.5	3534 (794)	6.74...10.11	2198-D057-ERSx	
LDC-C100600-EHT	11.1...16.7			34.3			2198-D032-ERSx	
LDC-C150400-DHT	10.0 (32.8)		14.1...21.1	1281...1922 (288...432)	45.2	3498 (786)	6.40...9.61	2198-D032-ERSx
LDC-C150400-EHT			7.0...10.6		22.6			2198-D020-ERSx
LDC-C150600-DHT		21.1...31.7	1922...2882 (432...648)	67.8	5246 (1179)	9.61...14.41	2198-D057-ERSx	
LDC-C150600-EHT		10.6...15.8		33.9			2198-D032-ERSx	

(1) Values represent the range between no cooling (low value) and water cooling (high value).

Performance specification data and curves reflect nominal system performance of a typical system with the motor at 40 °C (104 °F) and the drive at 50 °C (122 °F) ambient temperature, and rated line voltage. For additional information on ambient temperature and line conditions, refer to Motion Analyzer.

Kinetix MPAI Performance Specifications with Kinetix 5700 Drives

Performance Specifications for (ballscrew cylinders) with Kinetix 5700 Drives

Electric Cylinder Cat. No.	Maximum Speed mm/s (in/s)	System Continuous Stall Current A 0-pk	System Continuous Stall Force N (lb)		System Peak Stall Current A 0-pk	System Peak Stall Force N (lb)	Motor Output Power Rating kW	Kinetix 5700 Drives (480V AC input)
			25 °C (77 °F)	40 °C (104 °F)				
MPAI-B2076CV1	305 (12)	0.90	890 (200)	706 (159)	2.30	1446 (325)	0.22	2198-D006-ERSx
MPAI-B2150CV3		1.29	1446 (325)	1147 (258)	3.25		0.25	
MPAI-B2300CV3								
MPAI-B3076CM1	305 (12)	1.35	1624 (365)	1290 (290)	4.57	4448 (1000)	0.27	2198-D006-ERSx
MPAI-B3076EM1	610 (24)		814 (183)	645 (145)		2570 (578)		
MPAI-B3150CM3	279 (11)	2.81	4003 (900)	3176 (714)	4.30	4448 (1000)	0.39	2198-D006-ERSx
MPAI-B3300CM3	188 (7.3)							
MPAI-B3150EM3	559 (22)		2002 (450)	1588 (357)	7.07	4003 (900)		
MPAI-B3300EM3	376 (15)							
MPAI-B3450EM3								
MPAI-B4150CM3	279 (11)	5.61	7784 (1750)	6179 (1389)	8.68	8896 (2000)	0.43	2198-D012-ERSx
MPAI-B4300CM3	245 (9.5)							
MPAI-B4150EM3	559 (22)		3892 (875)	3092 (695)	14.14	7784 (1750)		
MPAI-B4300EM3	491 (19)							
MPAI-B4450EM3								
MPAI-B5xxxCM3	200 (7.8)	6.62	13,123 (2950)	10,415 (2341)	8.48	13,345 (3000)	0.55	2198-D012-ERSx
MPAI-B5xxxEM3	400 (15.6)		6562 (1475)	5208 (1171)	16.70	13,122 (2950)		

Performance Specifications for (roller screw cylinders) with Kinetix 5700 Drives

Electric Cylinder Cat. No.	Maximum Speed mm/s (in/s)	System Continuous Stall Current A 0-pk	System Continuous Stall Force N (lb)		System Peak Stall Current A 0-pk	System Peak Stall Force N (lb)	Motor Output Power Rating kW	Kinetix 5700 Drives (480V AC input)
			25 °C (77 °F)	40 °C (104 °F)				
MPAI-B3076RM1	305 (12)	1.45	1557 (350)	1237 (278)	4.57	4862 (1093)	0.27	2198-D006-ERSx
MPAI-B3076SM1	610 (24)		778 (175)	618 (139)		2431 (547)		
MPAI-B3150RM3	279 (11)	2.81	3781 (850)	3003 (675)	7.07	7562 (1700)	0.39	2198-D006-ERSx
MPAI-B3300RM3	176 (6.9)							
MPAI-B3150SM3	559 (22)		1891 (425)	1499 (337)		3781 (850)		
MPAI-B3300SM3	353 (14)							
MPAI-B3450SM3								
MPAI-B4150RM3	279 (11)	5.61	7340 (1650)	5827 (1310)	14.14	14,679 (3300)	0.43	2198-D012-ERSx
MPAI-B4300RM3	196 (7.6)							
MPAI-B4150SM3	559 (22)		3670 (825)	2914 (655)		7340 (1650)		
MPAI-B4300SM3	393 (15)							
MPAI-B4450SM3								

Performance specification data and curves reflect nominal system performance of a typical system with the motor at 40 °C (104 °F) and the drive at 50 °C (122 °F) ambient temperature, and rated line voltage. For additional information on ambient temperature and line conditions, refer to Motion Analyzer.

Kinetix 5500 Servo Drives



The Kinetix 5500 servo drives and Kinetix VP servo motors provide a cost-effective motion solution that delivers high performance and scalability with motor windings matched to drive ratings for optimized system sizing.

Enhancing the current midrange architecture portfolio, this motion system is designed to connect and operate with ControlLogix 5570 and 5580 controllers or CompactLogix 5370 and 5380 controllers by using the Studio 5000® environment and supporting the Integrated Motion on the EtherNet/IP™ network.

Kinetix 5500 2198-Hxxx-ERS2 (integrated safety) drives use GuardLogix 5570 and 5580 or Compact GuardLogix 5370 or 5380 safety controllers for connectivity to the distributed POINT Guard I/O EtherNet/IP adapter that supports SIL 3 safety control.

With the benefits of this motion system, you can now run motion applications on a single control platform by using a single network – simplifying the design, operation, and maintenance of equipment.

Kinetix 5500 Servo Drive Features

- High performance in a smaller footprint and optimized power density
- 2090-Series single cable technology that includes power, feedback, and brake conductors with SpeedTec connector
- Single-axis operation for low-cost simplicity
- Flexible power connectivity in multi-axis bus-sharing configurations
 - Shared AC, shared DC, shared AC/DC and hybrid configurations
- Integrated motion and integrated safety on the EtherNet/IP network
- TÜV Rheinland certified safe torque-off (STO) control
 - 2198-Hxxx-ERS: Hardwired safety, PL d, Category 3 according to ISO 13849 and SIL CL2 according to IEC 61508, IEC 61800-5-2, and IEC 62061
 - 2198-Hxxx-ERS2: Integrated safety, PL e, Category 3 according to ISO 13849 and SIL CL3 according to IEC 61508, IEC 61800-5-2, and IEC 62061
- Versatile AC input voltage range:
 - 195...264V rms, single-phase
 - 195...264V rms, three-phase
 - 324...528V rms, three-phase
- Kinetix VP motor winding options that match the drive ratings for optimized system sizing
 - 0.2...14.6 kW continuous output power
 - 1.4...32.5 A 0-pk, continuous output current (inverter)
- Bulletin 2198 capacitor module and Bulletin 2097 shunt resistor for energy absorption management
- Digital (DSL) feedback device provides real-time motor performance information to the control circuitry
 - Accepts Hiperface DSL high-resolution absolute, multi-turn and single-turn encoder feedback
- Support for permanent-magnet servo motors and actuators
- Support for induction motors with open-loop frequency control

To compare drive features across drive families, refer to [Servo Drives](#) beginning on [page 30](#).

Kinetix 5500 Servo Drive Components

Kinetix 5500 servo drive systems consist of these required components:

- 2198-Hxxx-ERS or 2198-Hxxx-ERS2 servo drives (includes 2198-KITCON-DSL feedback connector kit)
- Kinetix VP rotary motors and linear actuators
 - Use 2090-CSxM1DF or 2090-CSxM1DG flying-lead cables with the 2198-KITCON-DSL feedback connector kit
- Kinetix MP rotary motors, linear actuators, and LDAT-Series linear thrusters
 - Use 2090-CPxM7DF power/brake cables and 2090-CFBM7DF feedback cables with the 2198-H2DCK feedback converter kit
- Induction motors with basic volts/hertz, fan/pump V/Hz, and sensorless vector open-loop frequency control methods
- One 1606-XLxxx 24V power supply for control and motor brake power
- 1585J-M8CJM-x (shielded) Ethernet cable

Kinetix 5500 servo drive systems can also include any of these optional components:

- One 2198-CAPMOD-1300 capacitor module
- 2198-ABQE encoder output module
- One 2198-DBRxx-F or 2198-DBxx-F AC line filter
- One 2097-Rx shunt resistor
- Bulletin 2198 shared-bus connection system

For detailed Kinetix 5500 drive system requirements, refer to the Kinetix 5500 Drive Systems Design Guide, publication [KNX-RM009](#).

Kinetix 5500 Servo Drive Selection

Drive Cat. No. ⁽¹⁾ (hardwired STO)	Drive Cat. No. ⁽¹⁾ (integrated STO)	Frame Size	Input Voltage	Continuous Output Power kW	Continuous Output Current A 0-pk
2198-H003-ERS	2198-H003-ERS2	1	195...264V rms, single-phase 195...264V rms, three-phase 324...528V rms, three-phase	0.2 kW 0.3 kW 0.6 kW	1.4
2198-H008-ERS	2198-H008-ERS2			0.5 kW 0.8 kW 1.6 kW	3.5
2198-H015-ERS	2198-H015-ERS2	2	195...264V rms, three-phase 324...528V rms, three-phase	1.0 kW 1.5 kW 3.2 kW	7.1
2198-H025-ERS	2198-H025-ERS2			2.4 kW 5.1 kW	11.3
2198-H040-ERS	2198-H040-ERS2			4.0 kW 8.3 kW	18.4
2198-H070-ERS	2198-H070-ERS2	3		7.0 kW 14.6 kW	32.5

(1) Throughout this publication, when the Kinetix 5500 drive catalog number ends in -ERSx, for example 2198-H003-ERSx, the variable (x) indicates that the drive catalog number can be -ERS or -ERS2.

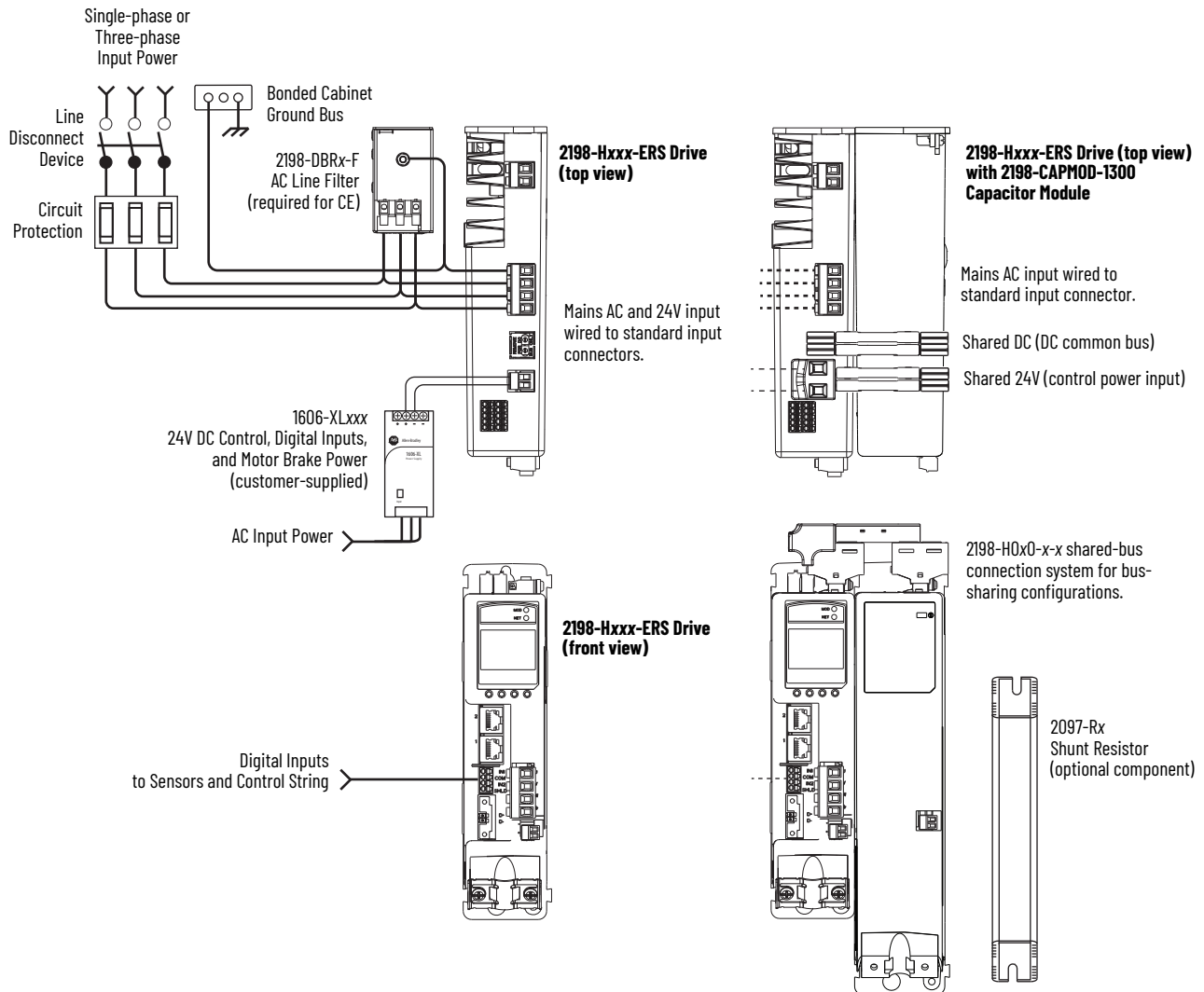
For Kinetix 5500 drive module specifications not included in this publication, refer to the Kinetix Servo Drives Technical Data, publication [KNX-TD003](#).

Typical Hardware Configurations

These typical hardware configurations illustrate the use of servo drives, motors, and motion accessories available for Kinetix 5500 drive systems.

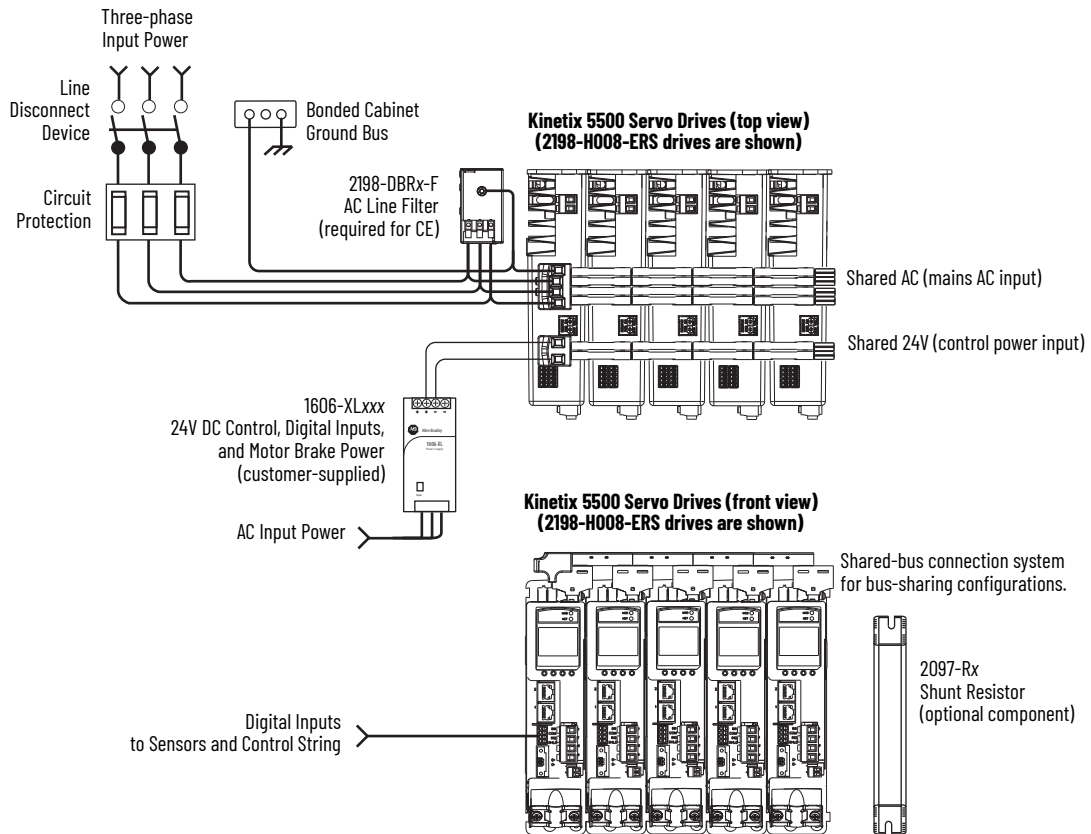
Standalone Configurations

In these examples, a single standalone drive is shown with and without the Bulletin 2198 capacitor module.



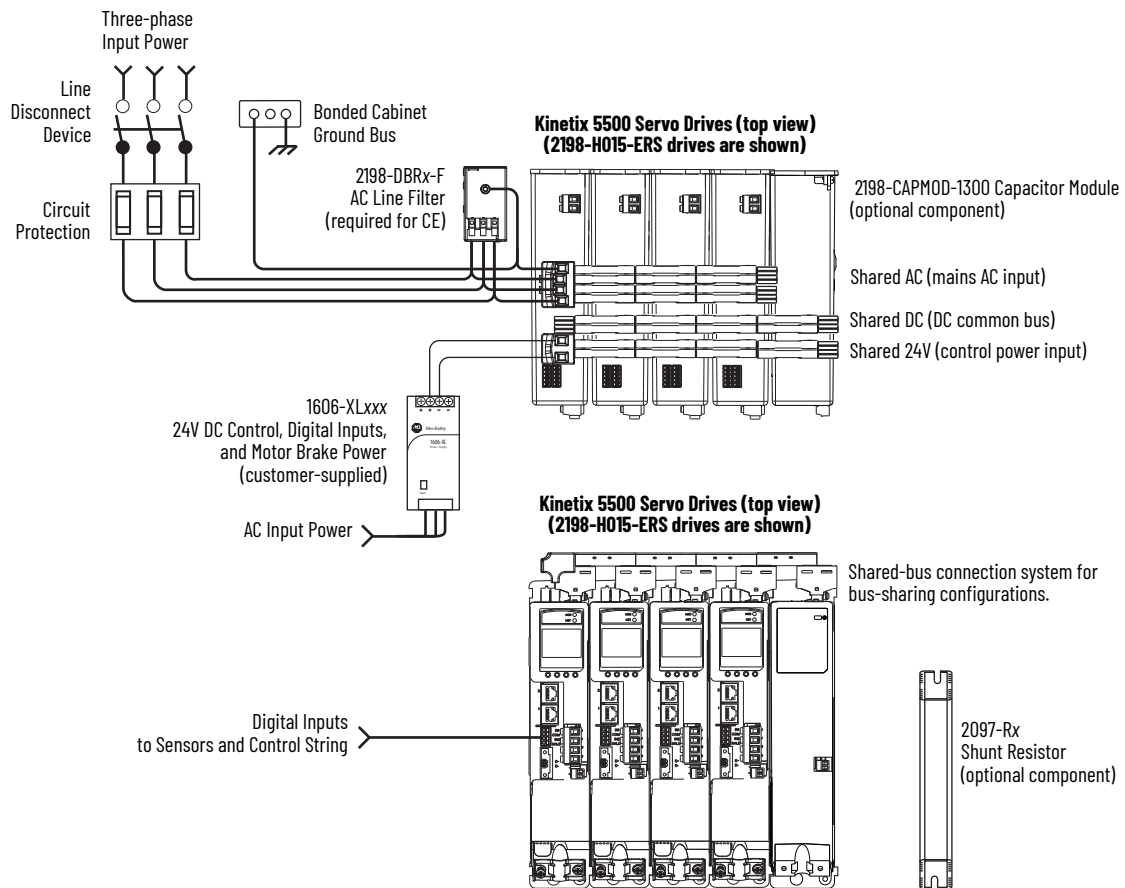
Shared AC Configurations

In this example, three-phase AC power and 24V control power is shared in a multi-axis configuration. All drives must have the same power rating (catalog number). Capacitor modules are not supported.



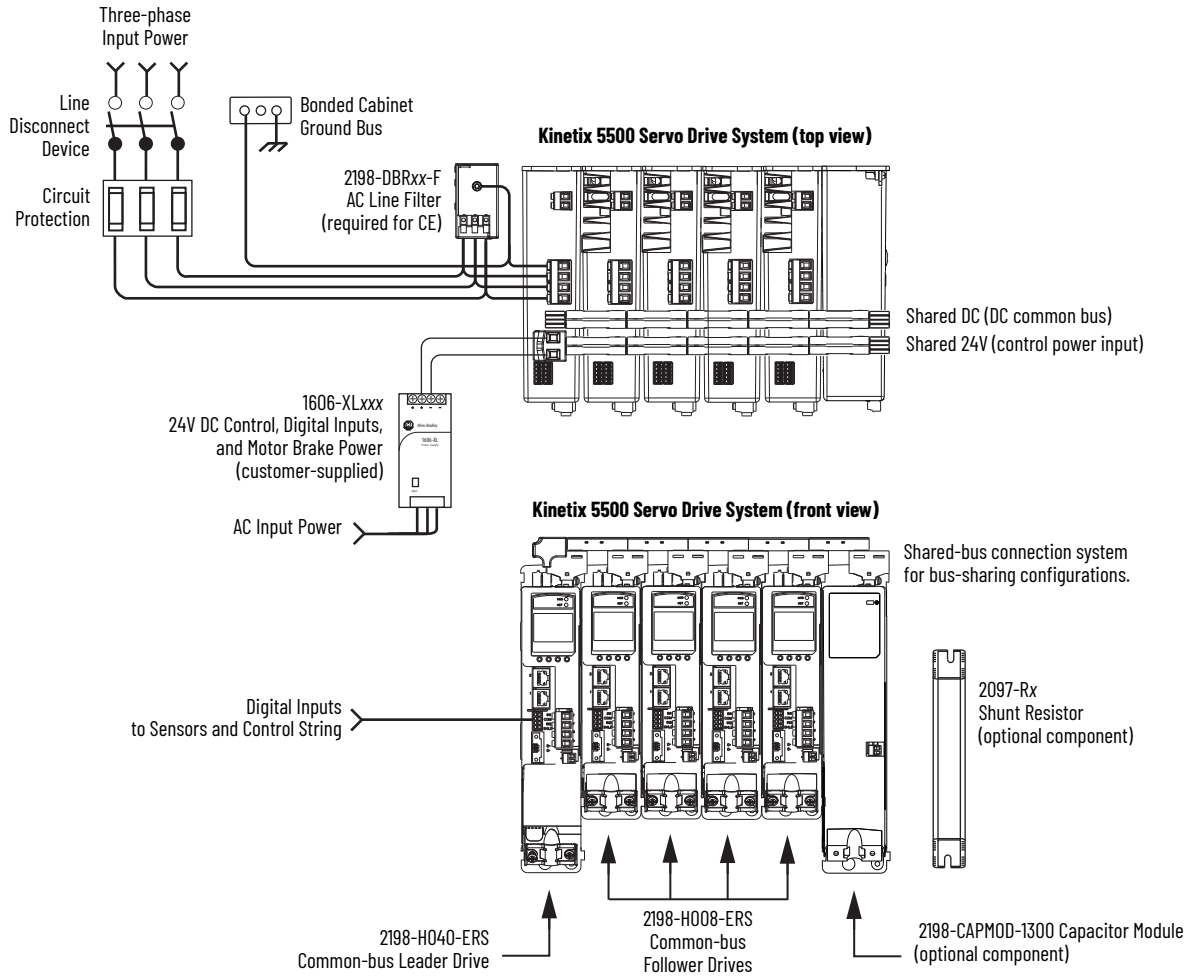
Shared AC/DC Configurations

In this example, three-phase AC input power, 24V control power, and DC bus power are shared in a multi-axis configuration. All drives must be the same power rating (catalog number).



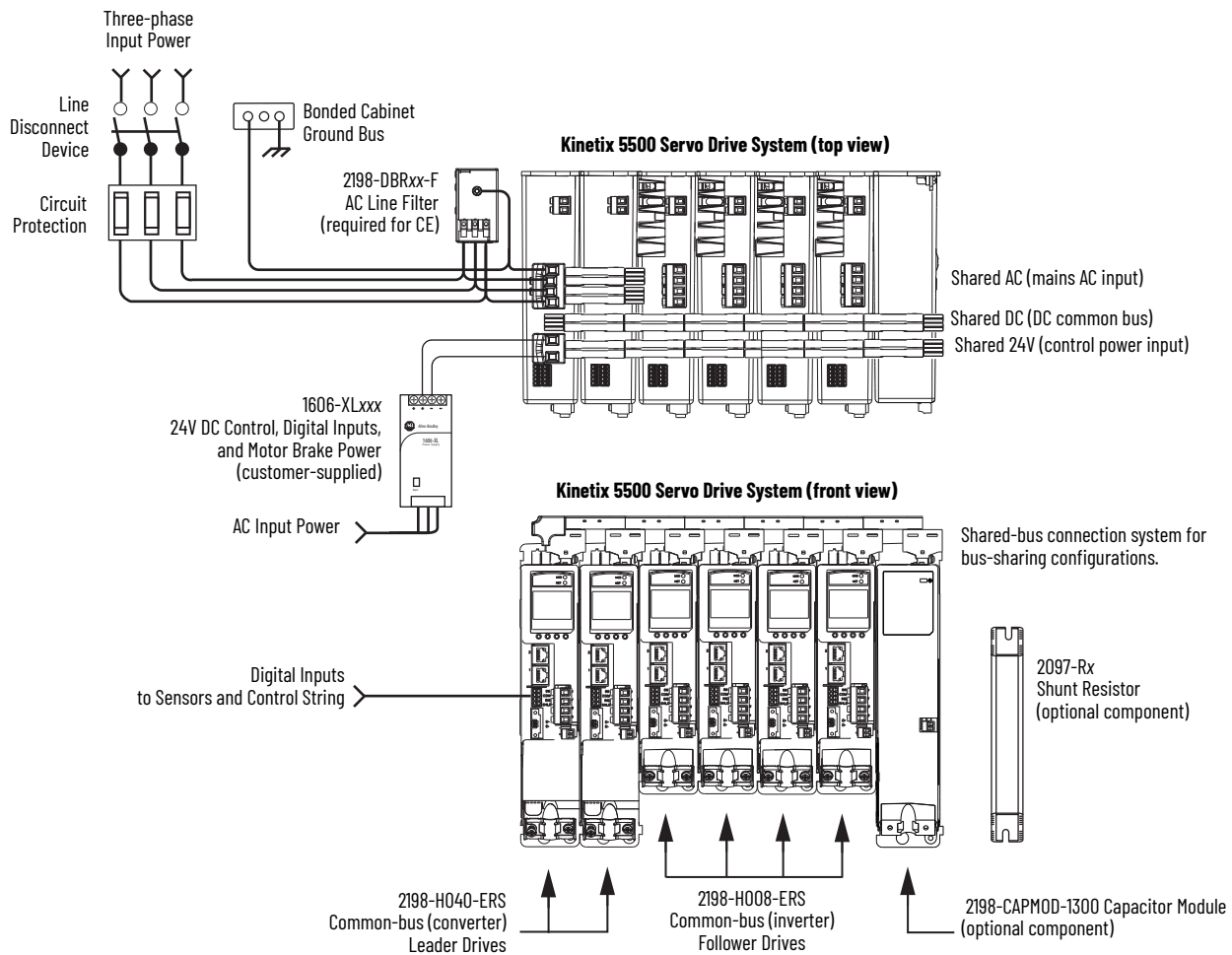
Shared DC (common-bus) Configuration

In this multi-axis example, the common-bus leader (sourcing) drive receives three-phase AC input power and supplies DC power to common-bus follower (sinking) drives. The common-bus leader drive power rating is greater than or equal to the power rating of each follower drive.



Shared AC/DC Hybrid Configuration

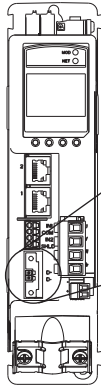
In this multi-axis example, three-phase AC input power is supplied to two converter drives. The converter drive ratings must be the same, and greater than or equal to the power ratings of the inverter drives. This parallel converter configuration increases the DC power supplied to the inverter drives.



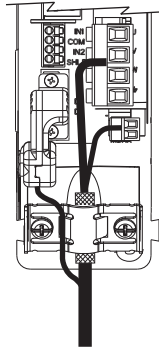
Motor Feedback and Feedback-only Configurations

Feedback connections are made at the 2-pin motor feedback (MF) connector. These examples illustrate how you can use the Bulletin 2198 connector kits for making these connections.


2198-Hxxx-ERSx Drive
(front view)



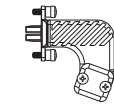
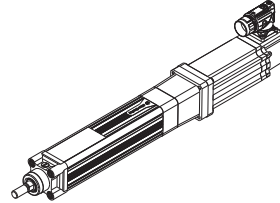
2-pin Motor Feedback
(MF) Connector



2090-CSxM1DF or 2090-CSxM1DG
Single Motor Cables

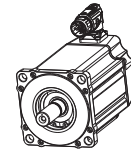


Kinetix VPAR Linear Actuators
(VPA-B3xxxx electric cylinder is shown)

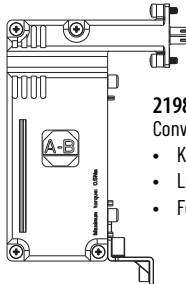
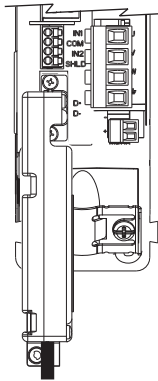


2198-KITCON-DSL Connector Kit

- Accepts DSL Hiperface motor feedback from Kinetix VPL, VPF, VPH, VPS servo motors and Kinetix VPAR electric cylinders.
- Feedback-only (DSL)

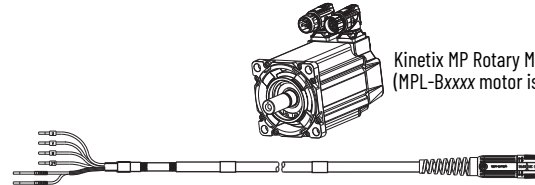


Kinetix VP Rotary Motors
(VPL-Bxxxx motor is shown)



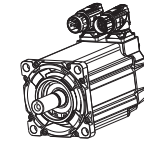
2198-H2DCK Converter Kit

- Converts 15-pin Hiperface feedback into 2-pin DSL feedback for:
- Kinetix MP rotary motors and linear actuators
 - LDAT-Series linear thrusters
 - Feedback-only (absolute single-turn/multi-turn Hiperface)

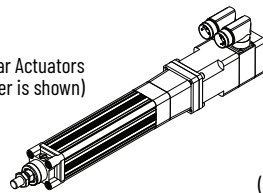


Bulletin 2090 Motor Power and Feedback Cables

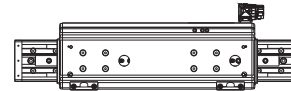
Kinetix MP Rotary Motors
(MPL-Bxxxx motor is shown)



Kinetix MPAR Linear Actuators
(MPAR-B3xxxx electric cylinder is shown)



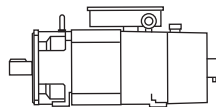
LDAT-Sxxxxx-xDx
Linear Thrusters



Kinetix MPAS Linear Actuators
(MPAS-B9xxx ballscrew linear stage is shown)



Induction Rotary Motors
(no feedback, V/Hz)



Kinetix MPAI Linear Actuators
(MPAI-B3xxxx heavy-duty electric cylinder is shown)

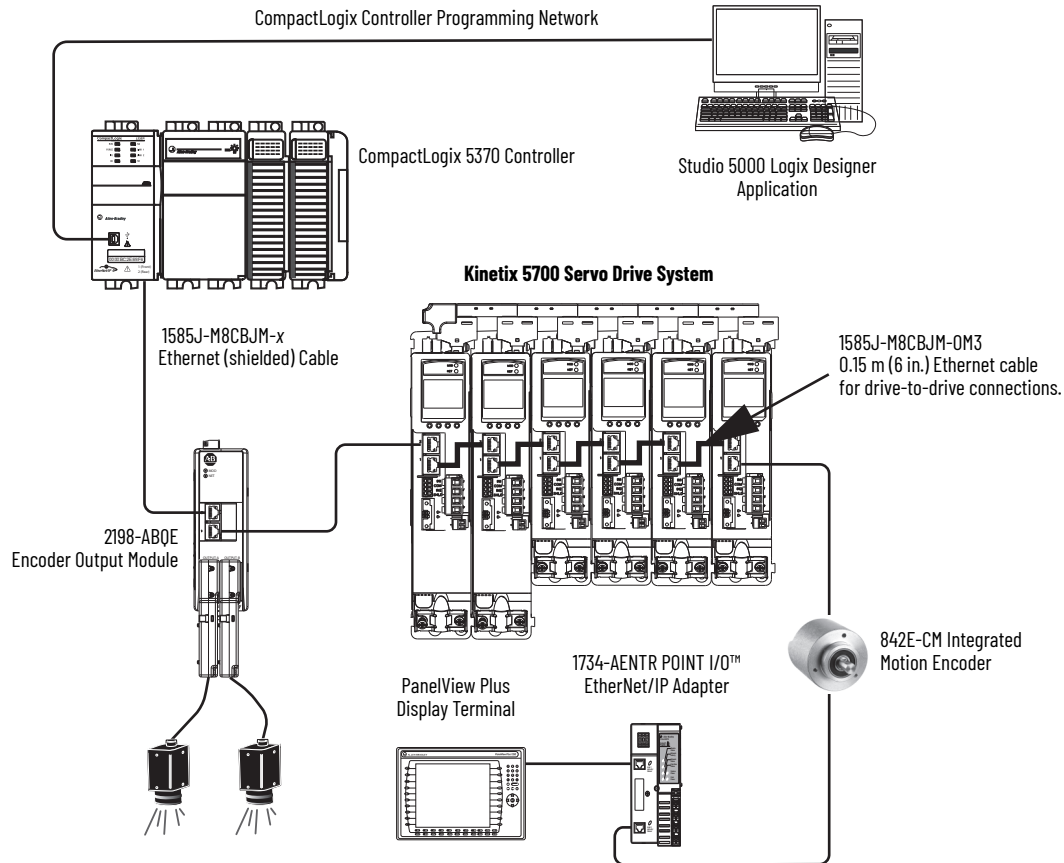


Typical Communication Configurations

The Kinetix 5500 drives support any Ethernet topology including linear, ring, and star by using ControlLogix, GuardLogix, or CompactLogix controllers. These examples feature the CompactLogix 5370 programmable automation controllers (Bulletin 1769) with support for Integrated Motion over the EtherNet/IP network. Refer to CompactLogix Controllers Specifications Technical Data, publication [1769-TD005](#), for more information on CompactLogix 5370 L1, L2, and L3 controllers.

In this example, all devices are connected in linear topology. The Kinetix 5500 drives include dual-port connectivity, however, if any device becomes disconnected, all devices downstream of that device lose communication. Devices without dual ports must include the 1783-ETAP module or be connected at the end of the line.

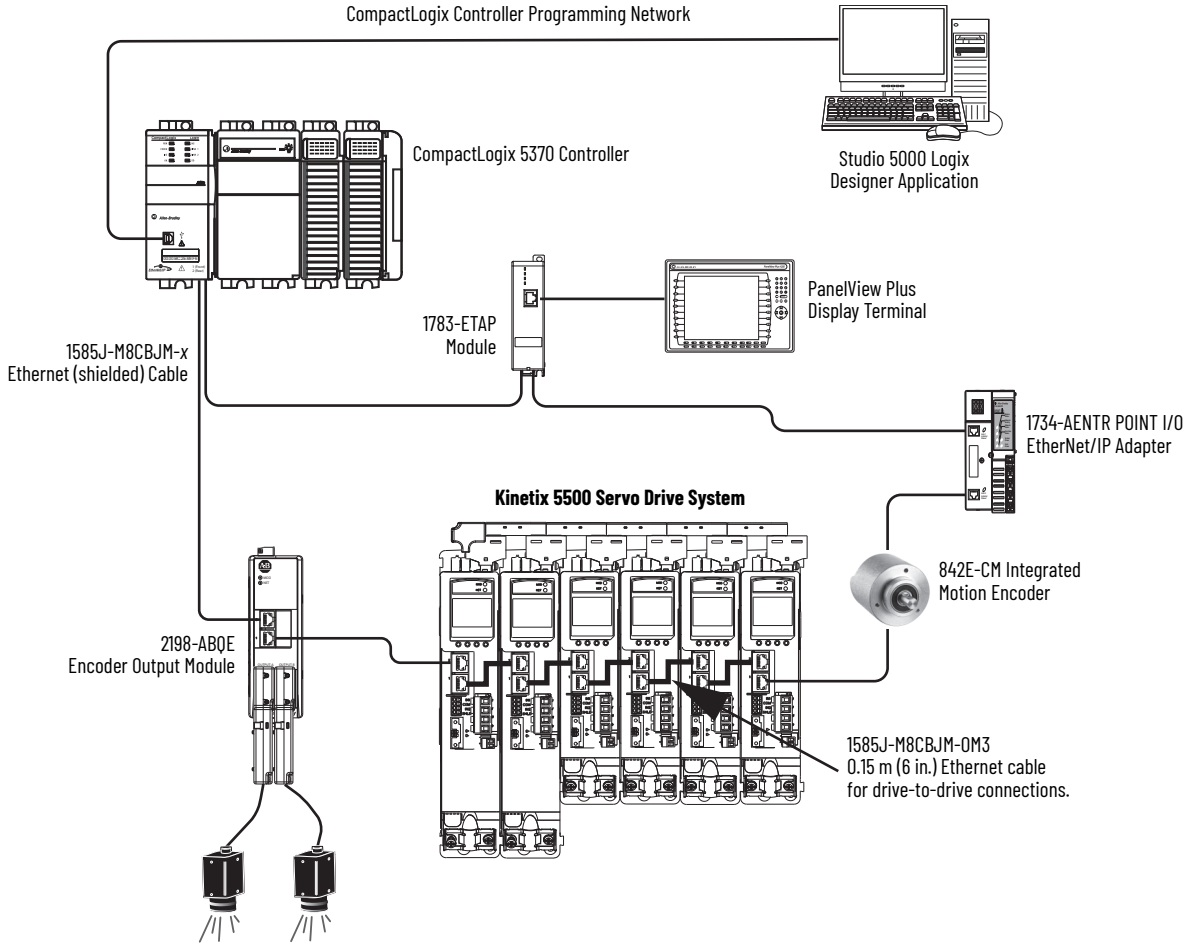
Kinetix 5500 Linear Communication



In this example, the devices are connected by using ring topology. If one device in the ring is disconnected, the rest of the devices continue to communicate. For ring topology to work correctly, a device level ring (DLR) supervisor is required (for example, the Bulletin 1783 ETAP device). DLR is an ODVA standard.

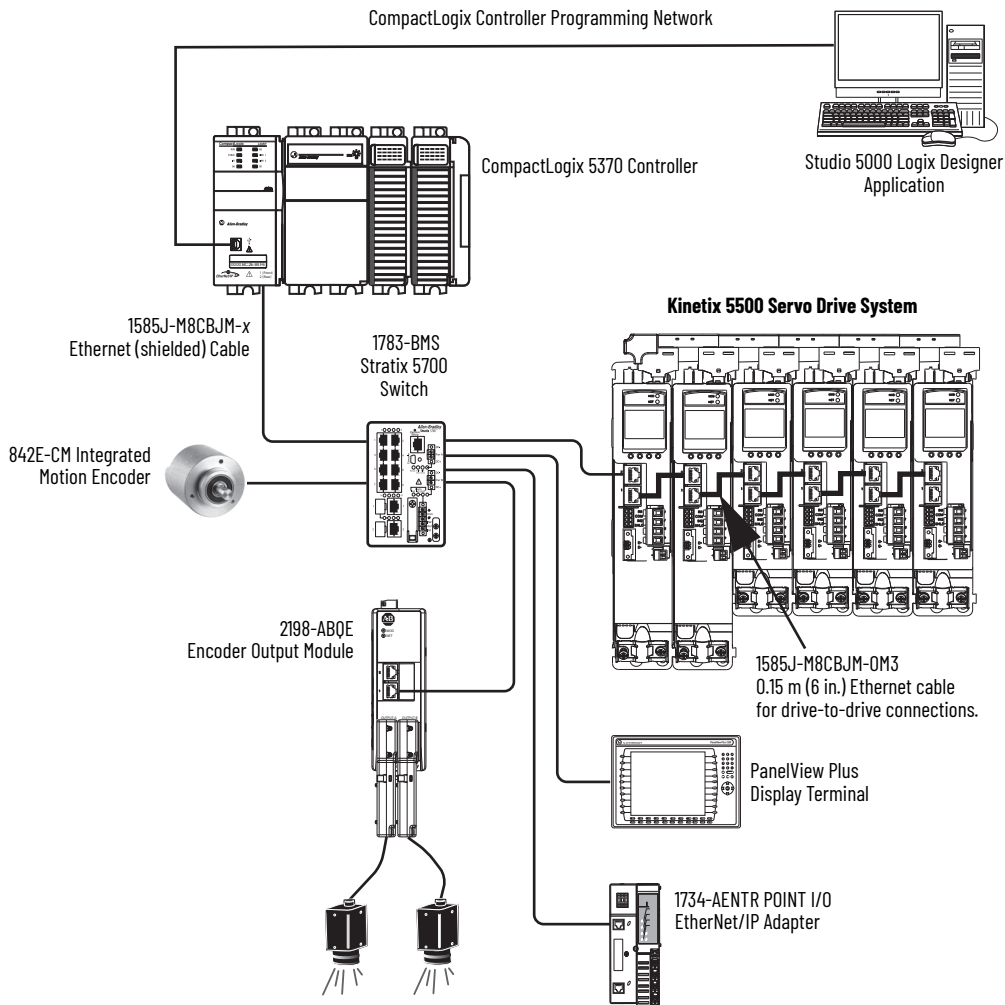
Devices without dual ports must include, for example, the 1783-ETAP module.

Kinetix 5500 Ring Communication



In this example, the devices are connected by using star topology. Each device is connected directly to the switch. Kinetix 5500 drives have dual ports, so linear topology is maintained from drive-to-drive, but Kinetix 5500 drive system and other devices operate independently. The loss of one device does not impact the operation of other devices.

Kinetix 5500 Star Communication



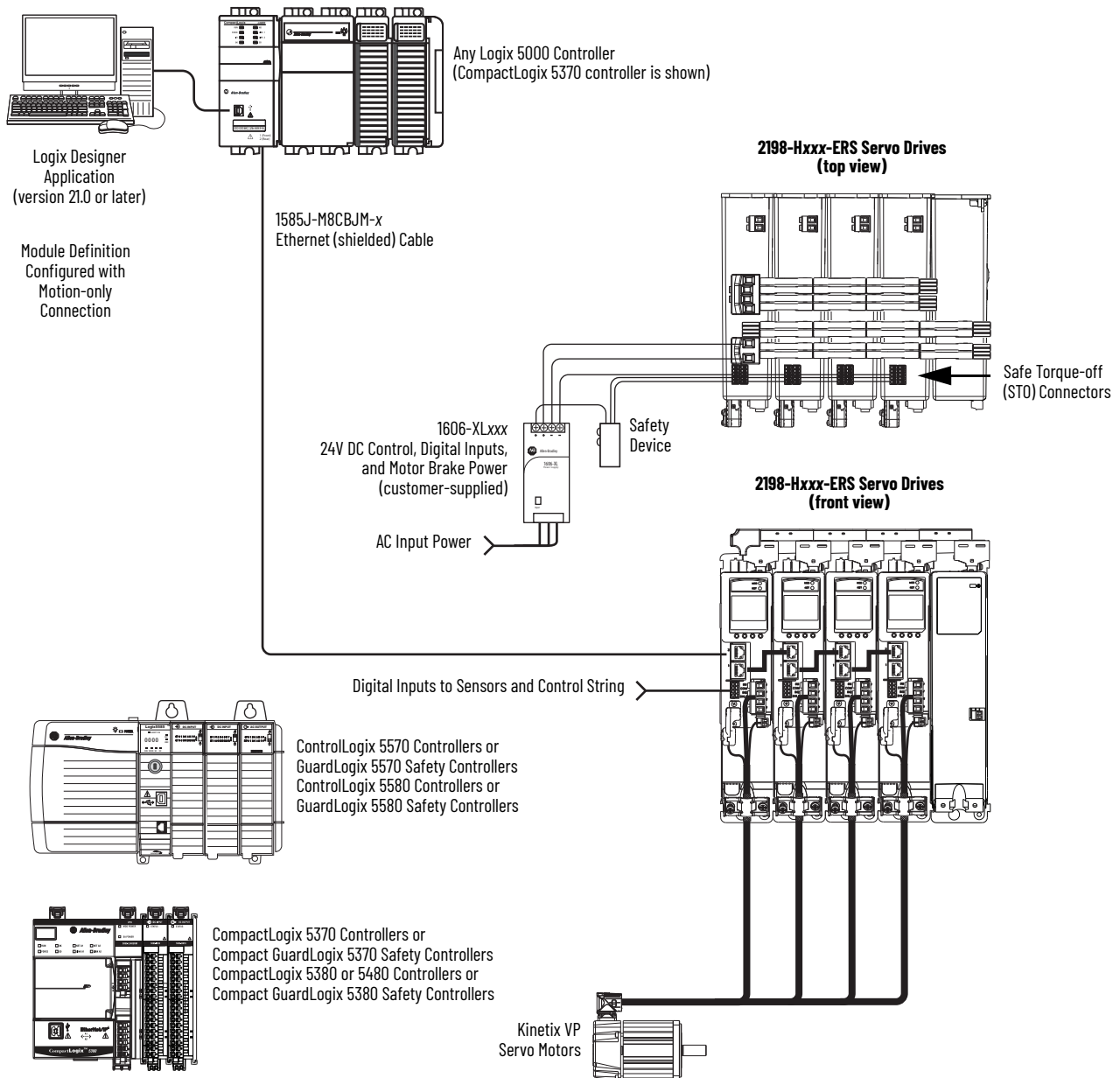
Safe Torque-off Configurations

Kinetix 5500 servo drives are available with safe torque-off over hardwired connections or integrated over the EtherNet/IP network. These examples illustrate the safe torque-off configuration options.

Hardwired Safety Configuration

The 2198-Hxxx-ERS drives use the safe torque-off (STO) connector for cascading hardwired safety connections from drive-to-drive.

Safe Torque-off (hardwired) Configuration



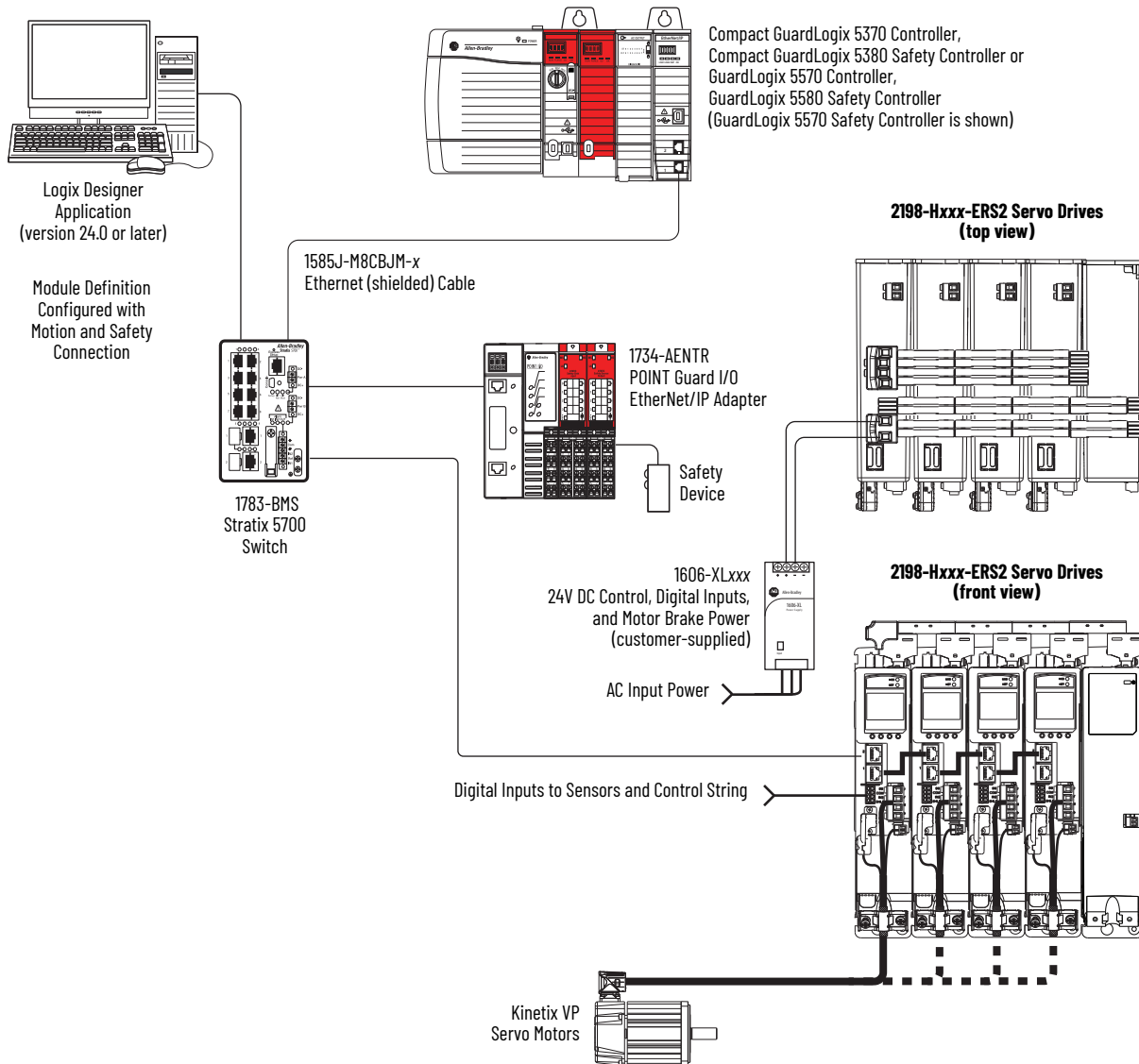
Integrated Safety Configurations

The GuardLogix or Compact GuardLogix safety controller issues the safe torque-off (STO) command over the EtherNet/IP network and the 2198-Hxxx-ERS2 drive executes the STO command.

In this example, a single GuardLogix safety controller makes Motion and Safety connections with the 2198-Hxxx-ERS2 drives.

IMPORTANT If only one controller is used in an application with Motion and Safety connections, it must be a GuardLogix or Compact GuardLogix safety controller.

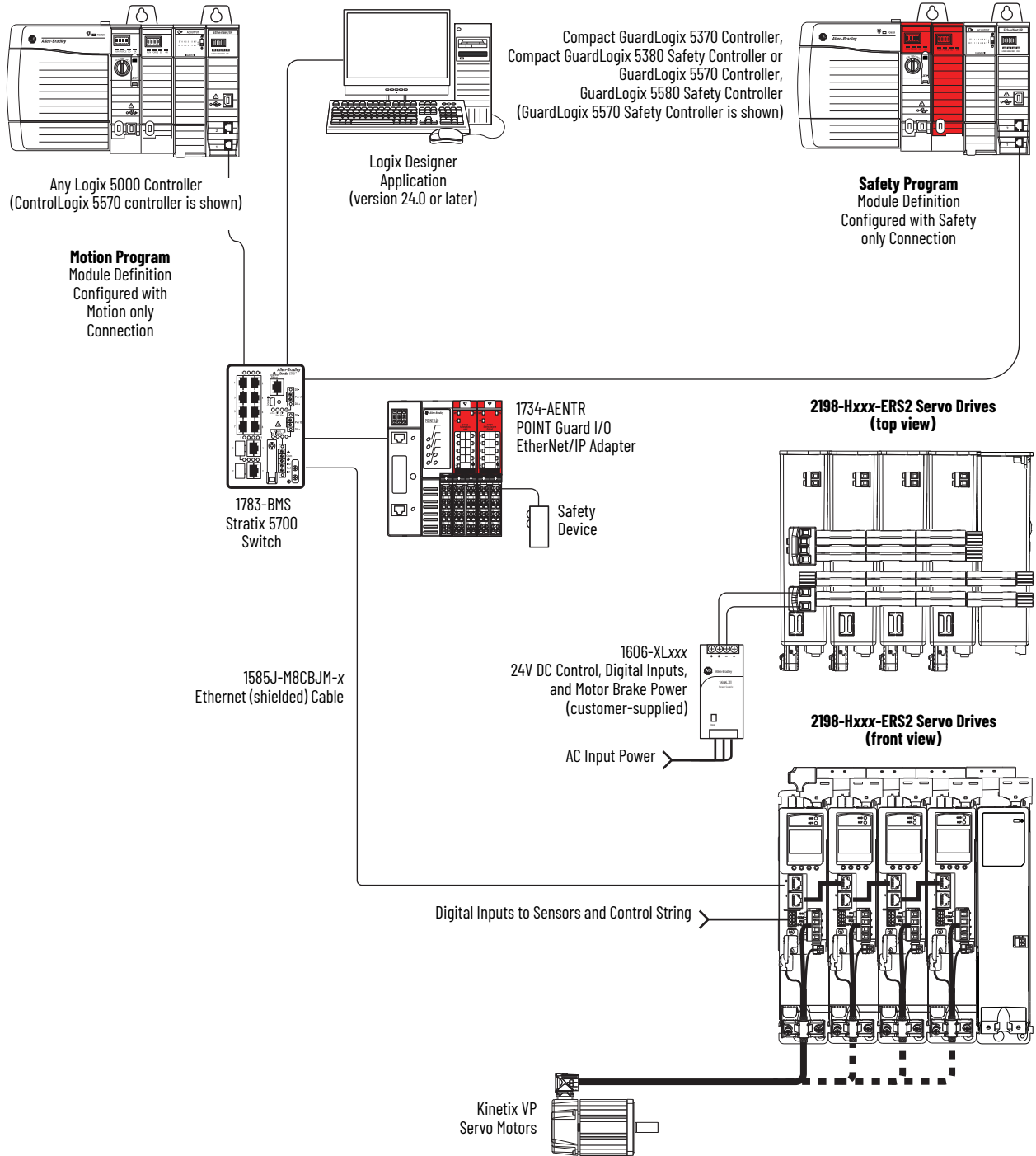
Motion and Safety Configuration (single controller)



In this example, a non-safety controller makes the Motion-only connection and a separate GuardLogix safety controller makes the Safety-only connection with the 2198-Hxxx-ERS2 drives.

IMPORTANT If two controllers are used in an application with Motion-only and Safety-only connections, the Safety-only connection must be a GuardLogix or Compact GuardLogix safety controller and the Motion-only connection must be any Logix 5000 controller.

Motion and Safety Configuration (multi-controller)



Rotary Motion Performance Specifications

These rotary motor families are compatible with Kinetix 5500 servo drives.

Rotary Motor Family	Page
Kinetix VPL low-inertia motors	57
Kinetix VPF food-grade motors	60
Kinetix VPH hygienic stainless-steel motors	94
Kinetix VPS stainless-steel motors	95
Kinetix MPL low-inertia motors	63
Kinetix MPM medium-inertia motors	97
Kinetix MPF food-grade motors	98
Kinetix MPS stainless-steel motors	99

For Kinetix 5500 drive and Kinetix VP motor combinations that include cable catalog number selection and torque/speed curves, refer to the Kinetix 5500 Drive Systems Design Guide, publication [KNX-RM009](#).

IMPORTANT These system combinations do not include all possible motor/drive combinations. Refer to Motion Analyzer to verify compatibility. To access Motion Analyzer, go to: <https://motionanalyzer.rockwellautomation.com>.

Kinetix VPL Motor Performance Specifications with Kinetix 5500 Drives

Performance Specifications with Kinetix 5500 (200V-class operation) Drives

Motor Cat. No.	Rated Speed rpm	Maximum Speed rpm	System Continuous Stall Current A 0-pk	System Continuous Stall Torque N·m (lb·in)	System Peak Stall Current A 0-pk	System Peak Stall Torque N·m (lb·in)	Motor Rated Output kW (Hp)	Kinetix 5500 Drives (240V AC input)
VPL-A0631E	4500	4500	1.20	0.46 (4.0)	3.50	1.12 (9.91)	0.19 (0.25)	2198-H003-ERSx
					4.20	1.33 (12.0)		2198-H008-ERSx
VPL-A0631M	7200	7200	1.92	0.46 (4.0)	6.48	1.33 (12.0)	0.28 (0.38)	2198-H008-ERSx
VPL-A0632F	4800	4800	2.55	0.93 (8.0)	8.75	2.69 (24.0)	0.39 (0.52)	2198-H008-ERSx
VPL-A0633C	3000	3000	2.50	1.27 (11.0)	8.75	4.09 (36.0)	0.37 (0.50)	2198-H008-ERSx
VPL-A0633F	4500	4500	3.52	1.27 (11.0)	8.80	2.87 (25.0)	0.44 (0.59)	2198-H008-ERSx
					12.60	4.09 (36.0)		2198-H015-ERSx
VPL-A0751E	4800	4800	2.90	1.01 (9.0)	8.80	2.20 (19.0)	0.50 (0.67)	2198-H008-ERSx
					9.12	2.27 (20.0)		2198-H015-ERSx
VPL-A0752C	3300	3300	3.80	1.61 (14.0)	13.30	4.39 (39.0)	0.49 (0.66)	2198-H015-ERSx
VPL-A0752E	4800	4800	4.90	1.61 (14.0)	17.70	4.10 (36.0)	0.66 (0.88)	2198-H015-ERSx
					18.90	4.39 (39.0)		2198-H025-ERSx
VPL-A0753C	3300	3300	4.09	2.16 (19.0)	17.70	6.55 (58.0)	0.59 (0.79)	2198-H015-ERSx
					18.90	7.02 (62.0)		2198-H025-ERSx
VPL-A0753E	4600	4600	6.12	2.28 (20.0)	17.70	5.13 (45.0)	0.80 (1.07)	2198-H015-ERSx
					25.34	7.35 (65.0)		2198-H025-ERSx
VPL-A1001C	2800	2800	3.61	1.93 (17.0)	10.38	3.22 (28.0)	0.56 (0.75)	2198-H008-ERSx
						3.78 (33.0)		2198-H015-ERSx
VPL-A1001M	6500	6500	7.15	1.95 (17.0)	20.20	3.31 (29.0)	1.29 (1.73)	2198-H015-ERSx
						3.78 (33.0)		2198-H025-ERSx
VPL-A1002C	3000	3000	6.24	3.39 (30.0)	20.33	6.80 (60.0)	1.03 (1.38)	2198-H015-ERSx
						7.82 (69.0)		2198-H025-ERSx
VPL-A1002F	5000	5000	10.04	3.26 (29.0)	34.30	6.77 (60.0)	1.60 (2.14)	2198-H025-ERSx
						7.82 (69.0)		2198-H040-ERSx
VPL-A1003C	2250	2250	6.14	4.18 (37.0)	20.20	9.76 (86.0)	0.87 (1.17)	2198-H015-ERSx
						11.15 (99.0)		2198-H025-ERSx
VPL-A1003E	3750	3750	9.58	4.18 (37.0)	28.80	9.76 (86.0)	1.31 (1.76)	2198-H025-ERSx
						11.15 (99.0)		2198-H040-ERSx
VPL-A1003F	5500	5500	15.62	4.18 (37.0)	50.0	10.25 (90.0)	1.90 (2.55)	2198-H040-ERSx
						11.15 (99.0)		2198-H070-ERSx
VPL-A1152B	2150	2150	6.17	5.10 (45.0)	21.19	10.95 (96.0)	1.02 (1.37)	2198-H015-ERSx
						13.12 (116)		2198-H025-ERSx
VPL-A1152E	3300	3300	10.60	5.08 (45.0)	32.10	12.14 (107)	1.47 (1.97)	2198-H025-ERSx
						13.12 (116)		2198-H040-ERSx
VPL-A1152F	5000	5000	13.56	4.70 (42.0)	45.80	13.12 (116)	2.16 (2.90)	2198-H040-ERSx
VPL-A1153C	2300	2300	8.88	6.55 (58.0)	33.0	18.30 (162)	1.35 (1.81)	2198-H025-ERSx
						20.33 (180)		2198-H040-ERSx
VPL-A1303B	1950	1950	10.34	8.80 (78.0)	31.0	19.85 (175)	1.61 (2.16)	2198-H025-ERSx
						20.72 (183)		2198-H040-ERSx
VPL-A1303F	4000	4000	18.60	7.75 (69.0)	62.0	15.36 (136)	2.50 (3.35)	2198-H040-ERSx
						20.72 (183)		2198-H070-ERSx
VPL-A1304A	1600	1600	9.43	10.29 (91.0)	33.76	25.03 (221)	1.55 (2.08)	2198-H025-ERSx
						28.45 (252)		2198-H040-ERSx
VPL-A1304D	3000	3000	18.40	10.20 (90.0)	58.0	21.48 (190)	2.60 (3.50)	2198-H040-ERSx
						27.10 (240)		2198-H070-ERSx
VPL-A1306C	2000	2000	14.78	13.38 (118)	55.83	28.50 (252)	2.13 (2.86)	2198-H040-ERSx
						34.62 (306)		2198-H070-ERSx

Performance specification data and curves reflect nominal system performance of a typical system with the motor at 40 °C (104 °F) and the drive at 50 °C (122 °F) ambient temperature, and rated line voltage. For additional information on ambient temperature and line conditions, refer to Motion Analyzer.

Performance Specifications with Kinetix 5500 (400V-class operation) Drives

Motor Cat. No.	Rated Speed rpm	Maximum Speed rpm	System Continuous Stall Current A 0-pk	System Continuous Stall Torque N·m (lb·in)	System Peak Stall Current A 0-pk	System Peak Stall Torque N·m (lb·in)	Motor Rated Output kW (Hp)	Kinetix 5500 Drives (480V AC input)
VPL-B0631T	8000	8000	1.20	0.46 (4.0)	3.50	1.12 (10.0)	0.31 (0.42)	2198-H003-ERSx
					4.20	1.33 (12.0)		2198-H008-ERSx
VPL-B0631U	8000	8000	1.92	0.46 (4.0)	6.48	1.33 (12.0)	0.31 (0.42)	2198-H008-ERSx
VPL-B0632F	4600	4600	1.20	0.93 (8.0)	3.50	2.26 (20.0)	0.37 (0.50)	2198-H003-ERSx
					4.20	2.69 (24.0)		2198-H008-ERSx
VPL-B0632T	8000	8000	2.55	0.93 (8.0)	8.75	2.69 (24.0)	0.54 (0.72)	2198-H008-ERSx
VPL-B0633M	6500	6700	2.50	1.27 (11.0)	8.75	4.09 (36.0)	0.57 (0.76)	2198-H008-ERSx
VPL-B0633T	6500	8000	3.52	1.27 (11.0)	8.80	2.87 (25.0)	0.57 (0.76)	2198-H008-ERSx
					12.60	4.09 (36.0)		2198-H015-ERSx
VPL-B0751M	8000	8000	2.90	1.01 (9.0)	8.80	2.20 (19.0)	0.54 (0.72)	2198-H008-ERSx
					9.12	2.27 (20.0)		2198-H015-ERSx
VPL-B0752E	4900	4900	2.70	1.61 (14.0)	8.80	4.10 (36.0)	0.67 (0.90)	2198-H008-ERSx
					9.45	4.39 (39.0)		2198-H015-ERSx
VPL-B0752F	7000	7000	3.80	1.61 (14.0)	13.30	4.39 (39.0)	0.80 (1.07)	2198-H015-ERSx
VPL-B0752M	8000	8000	4.90	1.61 (14.0)	17.70	4.10 (36.0)	0.81 (1.09)	2198-H015-ERSx
					18.90	4.39 (39.0)		2198-H025-ERSx
VPL-B0753E	4500	4500	3.80	2.28 (20.0)	13.30	7.35 (65.0)	0.81 (1.09)	2198-H015-ERSx
VPL-B0753F	4500	6600	4.09	2.16 (19.0)	17.70	6.55 (58.0)	0.65 (0.87)	2198-H015-ERSx
					18.90	7.02 (62.0)		2198-H025-ERSx
VPL-B0753M	6000	8000	6.12	2.28 (20.0)	17.70	5.13 (45.0)	0.82 (1.10)	2198-H015-ERSx
					25.34	7.35 (65.0)		2198-H025-ERSx
VPL-B1001M	6000	6000	3.61	1.93 (17.0)	10.38	3.22 (28.0)	1.14 (1.53)	2198-H008-ERSx
						3.78 (33.0)		2198-H015-ERSx
VPL-B1002E	3300	3300	3.44	3.39 (30.0)	10.69	6.47 (57.0)	1.12 (1.50)	2198-H008-ERSx
						7.82 (69.0)		2198-H015-ERSx
VPL-B1002M	6000	6000	6.24	3.39 (30.0)	20.33	6.80 (60.0)	1.86 (2.49)	2198-H015-ERSx
						7.82 (69.0)		2198-H025-ERSx
VPL-B1003C	2500	2500	3.41	4.18 (37.0)	10.61	9.29 (82.0)	0.96 (1.29)	2198-H008-ERSx
						11.15 (99.0)		2198-H015-ERSx
VPL-B1003F	4750	4750	6.14	4.18 (37.0)	20.20	9.76 (86.0)	1.65 (2.21)	2198-H015-ERSx
						11.15 (99.0)		2198-H025-ERSx
VPL-B1003T	7000	7000	9.58	4.18 (37.0)	28.80	9.76 (86.0)	1.77 (2.37)	2198-H025-ERSx
						11.15 (99.0)		2198-H040-ERSx
VPL-B1152C	2250	2250	3.13	5.10 (45.0)	10.74	10.80 (95.0)	1.06 (1.42)	2198-H008-ERSx
						13.12 (116)		2198-H015-ERSx
VPL-B1152F	4000	4500	6.17	5.10 (45.0)	21.19	10.95 (97.0)	1.40 (1.88)	2198-H015-ERSx
						13.12 (116)		2198-H025-ERSx
VPL-B1152T	6500	6500	10.81	5.08 (45.0)	32.10	12.14 (107)	2.29 (3.07)	2198-H025-ERSx
						13.12 (116)		2198-H040-ERSx
VPL-B1153E	3200	3200	6.13	6.55 (58.0)	21.33	16.85 (149)	1.75 (2.35)	2198-H015-ERSx
						20.33 (180)		2198-H025-ERSx
VPL-B1153F	5000	5000	8.88	6.55 (58.0)	33.0	18.30 (162)	2.30 (3.08)	2198-H025-ERSx
						20.33 (180)		2198-H040-ERSx
VPL-B1303C	2250	2250	6.30	8.80 (78.0)	18.47	19.83 (175)	1.83 (2.45)	2198-H015-ERSx
						20.72 (183)		2198-H025-ERSx
VPL-B1303F	4000	4000	10.10	8.80 (78.0)	31.0	19.85 (175)	2.82 (3.78)	2198-H025-ERSx
						20.72 (183)		2198-H040-ERSx
VPL-B1304C	2150	2150	7.0	10.29 (91.0)	22.3	22.55 (199)	1.75 (2.35)	2198-H015-ERSx
						28.45 (252)		2198-H025-ERSx
VPL-B1304E	3500	3500	9.44	10.29 (91.0)	33.76	25.03 (221)	2.82 (3.78)	2198-H025-ERSx
						28.45 (252)		2198-H040-ERSx
VPL-B1306C	2500	2500	10.80	13.38 (118)	32.94	31.21 (276)	2.46 (3.30)	2198-H025-ERSx
						34.62 (306)		2198-H040-ERSx

Performance Specifications with Kinetix 5500 (400V-class operation) Drives

Motor Cat. No.	Rated Speed rpm	Maximum Speed rpm	System Continuous Stall Current A 0-pk	System Continuous Stall Torque N·m (lb·in)	System Peak Stall Current A 0-pk	System Peak Stall Torque N·m (lb·in)	Motor Rated Output kW (Hp)	Kinetix 5500 Drives (480V AC input)
VPL-B1306F	4250	4250	14.78	13.38 (118)	55.83	28.50 (252)	2.95 (3.95)	2198-H040-ERSx
						34.62 (306)		2198-H070-ERSx
VPL-B1651C	2750	2750	10.21	11.50 (102)	29.29	21.68 (192)	2.32 (3.11)	2198-H025-ERSx
						22.45 (199)		2198-H040-ERSx
VPL-B1651F	4750	4750	17.60	11.43 (101)	57.27	18.02 (159)	4.38 (5.87)	2198-H040-ERSx
						22.45 (199)		2198-H070-ERSx
VPL-B1652C	2700	2700	16.0	19.40 (172)	49.88	44.78 (396)	4.18 (5.60)	2198-H040-ERSx
						48.60 (430)		2198-H070-ERSx
VPL-B1652F	4000	4000	18.60	17.60 (156)	60.00	48.60 (430)	4.77 (6.40)	2198-H070-ERSx
VPL-B1653C	2300	2300	17.75	25.76 (228)	45.90	55.14 (488)	4.38 (5.87)	2198-H040-ERSx
					55.60	66.70 (590)		2198-H070-ERSx
VPL-B1653D	3000	3000	18.60	24.20 (214)	68.00	67.80 (600)	5.50 (7.30)	2198-H070-ERSx
VPL-B1654B	1850	1850	15.54	32.97 (292)	45.90	65.38 (578)	5.55 (7.44)	2198-H040-ERSx
					55.75	79.30 (702)		2198-H070-ERSx
VPL-B1654D	3000	3000	24.47	32.0 (283)	81.30	75.30 (666)	7.16 (9.60)	2198-H070-ERSx

Performance specification data and curves reflect nominal system performance of a typical system with the motor at 40 °C (104 °F) and the drive at 50 °C (122 °F) ambient temperature, and rated line voltage. For additional information on ambient temperature and line conditions, refer to Motion Analyzer.

Kinetix VPF Motor Performance Specifications with Kinetix 5500 Drives

Performance Specifications with Kinetix 5500 (200V-class operation) Drives

Motor Cat. No.	Rated Speed rpm	Maximum Speed rpm	System Continuous Stall Current A 0-pk	System Continuous Stall Torque N·m (lb·in)	System Peak Stall Current A 0-pk	System Peak Stall Torque N·m (lb·in)	Motor Rated Output kW (Hp)	Kinetix 5500 Drives (240V AC input)
VPF-A0632F	4800	4800	2.55	0.93 (8.0)	8.75	2.69 (24.0)	0.36 (0.48)	2198-H008-ERSx
VPF-A0633C	3000	3000	2.50	1.27 (11.0)	8.75	4.09 (36.0)	0.37 (0.50)	2198-H008-ERSx
VPF-A0633F	4500	4500	3.52	1.27 (11.0)	8.80	2.87 (25.0)	0.47 (0.63)	2198-H008-ERSx
					12.60	4.09 (36.0)		2198-H015-ERSx
VPF-A0752C	3300	3300	3.80	1.61 (14.0)	13.30	4.39 (39.0)	0.49 (0.66)	2198-H015-ERSx
VPF-A0752E	4800	4800	4.90	1.61 (14.0)	17.70	4.10 (36.0)	0.63 (0.84)	2198-H015-ERSx
					18.90	4.39 (39.0)		2198-H025-ERSx
VPF-A0753C	3300	3300	4.09	2.16 (19.0)	17.70	6.55 (58.0)	0.59 (0.79)	2198-H015-ERSx
					18.90	7.02 (62.0)		2198-H025-ERSx
VPF-A0753E	4600	4600	6.12	2.28 (20.0)	17.70	5.13 (45.0)	0.76 (1.02)	2198-H015-ERSx
					25.34	7.35 (65.0)		2198-H025-ERSx
VPF-A1001C	2800	2800	3.61	1.93 (17.0)	8.80	3.22 (28.0)	0.56 (0.75)	2198-H008-ERSx
					10.38	3.78 (33.0)		2198-H015-ERSx
VPF-A1001M	6500	6500	7.15	1.95 (17.0)	17.70	3.31 (29.0)	1.29 (1.73)	2198-H015-ERSx
					20.20	3.78 (33.0)		2198-H025-ERSx
VPF-A1002C	3000	3000	6.24	3.39 (30.0)	17.70	6.80 (60.0)	1.03 (1.38)	2198-H015-ERSx
					20.33	7.82 (69.0)		2198-H025-ERSx
VPF-A1002F	5000	5000	10.04	3.26 (29.0)	28.30	6.77 (60.0)	1.60 (2.14)	2198-H025-ERSx
					34.30	7.82 (69.0)		2198-H040-ERSx
VPF-A1003C	2250	2250	6.14	4.18 (37.0)	17.70	9.76 (86.0)	0.83 (1.11)	2198-H015-ERSx
					20.20	11.15 (99.0)		2198-H025-ERSx
VPF-A1003E	3750	3750	9.58	4.18 (37.0)	28.30	9.76 (86.0)	1.25 (1.67)	2198-H025-ERSx
					28.80	11.15 (99.0)		2198-H040-ERSx
VPF-A1003F	5500	5500	15.62	4.18 (37.0)	45.90	10.25 (90.0)	1.81 (2.42)	2198-H040-ERSx
					50.0	11.15 (99.0)		2198-H070-ERSx
VPF-A1153C	2300	2300	8.88	6.50 (58.0)	28.30	18.30 (162)	1.16 (1.56)	2198-H025-ERSx
					33.0	20.33 (180)		2198-H040-ERSx
VPF-A1303B	1950	1950	10.34	8.80 (78.0)	28.30	19.85 (175)	1.53 (2.05)	2198-H025-ERSx
					31.0	20.72 (183)		2198-H040-ERSx

Performance Specifications with Kinetix 5500 (200V-class operation) Drives

Motor Cat. No.	Rated Speed rpm	Maximum Speed rpm	System Continuous Stall Current A 0-pk	System Continuous Stall Torque N·m (lb·in)	System Peak Stall Current A 0-pk	System Peak Stall Torque N·m (lb·in)	Motor Rated Output kW (Hp)	Kinetix 5500 Drives (240V AC input)
VPF-A1303F	4000	4000	18.60	7.75 (69.0)	45.90	15.36 (136)	2.25 (3.02)	2198-H040-ERSx
					62.0	20.72 (183)		2198-H070-ERSx
VPF-A1304A	1600	1600	9.43	10.29 (91.0)	28.30	25.03 (221)	1.47 (1.98)	2198-H025-ERSx
					33.76	28.45 (252)		2198-H040-ERSx
VPF-A1304D	3000	3000	18.40	10.20 (90.0)	45.90	21.48 (190)	1.98 (2.65)	2198-H040-ERSx
					58.0	27.10 (240)		2198-H070-ERSx

Performance specification data and curves reflect nominal system performance of a typical system with the motor at 40 °C (104 °F) and the drive at 50 °C (122 °F) ambient temperature, and rated line voltage. For additional information on ambient temperature and line conditions, refer to Motion Analyzer.

Performance Specifications with Kinetix 5500 (400V-class operation) Drives

Motor Cat. No.	Rated Speed rpm	Maximum Speed rpm	System Continuous Stall Current A 0-pk	System Continuous Stall Torque N·m (lb·in)	System Peak Stall Current A 0-pk	System Peak Stall Torque N·m (lb·in)	Motor Rated Output kW (Hp)	Kinetix 5500 Drives (480V AC input)
VPF-B0632F	4600	4600	1.20	0.93 (8.0)	3.50	2.26 (20.0)	0.34 (0.46)	2198-H003-ERSx
					4.20	2.69 (24.0)		2198-H008-ERSx
VPF-B0632T	8000	8000	2.55	0.93 (8.0)	8.75	2.69 (24.0)	0.41 (0.55)	2198-H008-ERSx
VPF-B0633M	6700	6700	2.50	1.27 (11.0)	8.75	4.09 (36.0)	0.49 (0.66)	2198-H008-ERSx
VPF-B0633T	8000	8000	3.52	1.27 (11.0)	8.80	2.87 (25.0)	0.48 (0.64)	2198-H008-ERSx
					12.60	4.09 (36.0)		2198-H015-ERSx
VPF-B0752E	4900	4900	2.70	1.61 (14.0)	8.80	4.10 (36.0)	0.64 (0.86)	2198-H008-ERSx
VPF-B0752F	7000	7000	3.80	1.61 (14.0)	9.45	4.39 (39.0)	0.76 (1.02)	2198-H015-ERSx
					13.30	4.39 (39.0)		2198-H015-ERSx
VPF-B0752M	8000	8000	4.90	1.61 (14.0)	17.70	4.10 (36.0)	0.77 (1.04)	2198-H015-ERSx
VPF-B0753E	4500	4500	3.80	2.28 (20.0)	18.90	4.39 (39.0)	0.77 (1.04)	2198-H025-ERSx
					13.30	7.35 (65.0)		2198-H015-ERSx
VPF-B0753F	6600	6600	4.09	2.16 (19.0)	17.70	6.55 (58.0)	0.61 (0.82)	2198-H015-ERSx
					18.90	7.02 (62.0)		2198-H025-ERSx
VPF-B0753M	8000	8000	6.12	2.28 (20.0)	17.70	5.13 (45.0)	0.78 (1.05)	2198-H015-ERSx
					25.34	7.35 (65.0)		2198-H025-ERSx
VPF-B1001M	6000	6000	3.61	1.93 (17.0)	8.80	3.22 (28.0)	1.14 (1.53)	2198-H008-ERSx
					10.38	3.78 (33.0)		2198-H015-ERSx
VPF-B1002E	3300	3300	3.44	3.39 (30.0)	8.80	6.47 (57.0)	1.12 (1.50)	2198-H008-ERSx
					10.69	7.82 (69.0)		2198-H015-ERSx
VPF-B1002M	6000	6000	6.24	3.39 (30.0)	17.70	6.80 (60.0)	1.86 (2.49)	2198-H015-ERSx
					20.33	7.82 (69.0)		2198-H025-ERSx
VPF-B1003C	2500	2500	3.41	4.18 (37.0)	8.80	9.29 (82.0)	0.91 (1.23)	2198-H008-ERSx
					10.61	11.15 (99.0)		2198-H015-ERSx
VPF-B1003F	4750	4750	6.14	4.18 (37.0)	17.70	9.76 (86.0)	1.57 (2.10)	2198-H015-ERSx
					20.20	11.15 (99.0)		2198-H025-ERSx
VPF-B1003T	7000	7000	9.58	4.18 (37.0)	28.30	9.76 (86.0)	1.68 (2.25)	2198-H025-ERSx
					28.80	11.15 (99.0)		2198-H040-ERSx
VPF-B1153E	3200	3200	6.13	6.50 (58.0)	17.70	16.85 (149)	1.40 (1.88)	2198-H015-ERSx
					21.33	20.33 (180)		2198-H025-ERSx
VPF-B1153F	5000	5000	8.88	6.50 (58.0)	28.30	18.30 (162)	1.49 (2.00)	2198-H025-ERSx
					33.0	20.33 (180)		2198-H040-ERSx
VPF-B1303C	2250	2250	6.30	8.80 (78.0)	17.70	19.83 (175)	1.74 (2.33)	2198-H015-ERSx
					18.47	20.72 (183)		2198-H025-ERSx
VPF-B1303F	4000	4000	10.10	8.80 (78.0)	28.30	19.85 (175)	2.54 (3.40)	2198-H025-ERSx
					31.0	20.72 (183)		2198-H040-ERSx
VPF-B1304C	2150	2150	7.0	10.29 (91.0)	17.70	22.55 (199)	1.49 (2.00)	2198-H015-ERSx
					22.3	28.45 (252)		2198-H025-ERSx
VPF-B1304E	3500	3500	9.44	10.29 (91.0)	28.30	25.03 (221)	2.40 (3.21)	2198-H025-ERSx
					33.76	28.45 (252)		2198-H040-ERSx
VPF-B1652C	2700	2700	16.0	19.40 (172)	45.90	44.78 (396)	4.18 (5.60)	2198-H040-ERSx
					49.88	48.60 (430)		2198-H070-ERSx

Performance specification data and curves reflect nominal system performance of a typical system with the motor at 40 °C (104 °F) and the drive at 50 °C (122 °F) ambient temperature, and rated line voltage. For additional information on ambient temperature and line conditions, refer to Motion Analyzer.

Kinetix VPH Motor Performance Specifications with Kinetix 5500 Drives

Kinetix VPH (non-brake) Performance Specifications with Kinetix 5500 (200V-class operation) Drives

Motor Cat. No.	Rated Speed rpm	Maximum Speed rpm	System Continuous Stall Current A 0-pk	System Continuous Stall Torque N·m (lb·in)	System Peak Stall Current A 0-pk	System Peak Stall Torque N·m (lb·in)	Motor Rated Output kW (Hp)	Kinetix 5500 Drives (240V AC input)
VPH-A0633F-xxx2	4500	4500	2.91	1.09 (9.7)	8.80	2.86 (25.3)	0.45 (0.61)	2198-H008-ERSx
					12.60	4.09 (36.2)		2198-H015-ERSx
VPH-A0753F-xxx2	4600	4600	5.28	1.90 (16.8)	17.70	4.89 (43.3)	0.68 (0.92)	2198-H015-ERSx
					25.34	7.00 (62.0)		2198-H025-ERSx
VPH-A1003F-xxx2	5500	5500	11.95	3.41 (30.1)	45.90	10.24 (90.6)	1.32 (1.77)	2198-H040-ERSx
					50.00	11.15 (98.7)		2198-H070-ERSx
VPH-A1152E-xxx2	3300	3300	8.01	4.04 (35.8)	28.30	11.57 (102.4)	1.07 (1.43)	2198-H025-ERSx
					32.10	13.12 (116.1)		2198-H040-ERSx
VPH-A1153C-xxx2	2300	2300	7.05	5.17 (45.8)	17.70	10.90 (96.5)	1.11 (1.49)	2198-H015-ERSx
					33.00	20.33 (179.9)		2198-H040-ERSx
VPH-A1304D-xxx2	3000	3000	14.18	8.44 (74.7)	45.90	21.45 (189.9)	1.79 (2.40)	2198-H040-ERSx
					58.00	27.10 (239.9)		2198-H070-ERSx

Performance specification data and curves reflect nominal system performance of a typical system with the motor at 40 °C (104 °F) and the drive at 50 °C (122 °F) ambient temperature, and rated line voltage. For additional information on ambient temperature and line conditions, refer to Motion Analyzer.

Kinetix VPH (brake) Performance Specifications with Kinetix 5500 (200V-class operation) Drives

Motor Cat. No.	Rated Speed rpm	Maximum Speed rpm	System Continuous Stall Current A 0-pk	System Continuous Stall Torque N·m (lb·in)	System Peak Stall Current A 0-pk	System Peak Stall Torque N·m (lb·in)	Motor Rated Output kW (Hp)	Kinetix 5500 Drives (240V AC input)
VPH-A0633F-xxx4	4500	4500	2.91	1.07 (9.5)	8.80	2.86 (25.3)	0.43 (0.57)	2198-H008-ERSx
					12.60	4.09 (36.2)		2198-H015-ERSx
VPH-A0753F-xxx4	4600	4600	5.00	1.73 (15.3)	17.70	4.89 (43.3)	0.60 (0.80)	2198-H015-ERSx
					25.34	7.00 (62.0)		2198-H025-ERSx
VPH-A1003F-xxx4	5500	5500	11.70	3.18 (28.2)	45.90	10.24 (90.6)	1.06 (1.42)	2198-H040-ERSx
					50.00	11.15 (98.7)		2198-H070-ERSx
VPH-A1152E-xxx4	3300	3300	7.83	4.00 (35.4)	28.30	11.57 (102.4)	1.07 (1.43)	2198-H025-ERSx
					32.10	13.12 (116.1)		2198-H040-ERSx
VPH-A1153C-xxx4	2300	2300	6.93	5.03 (44.5)	17.70	10.90 (96.5)	1.11 (1.49)	2198-H015-ERSx
					33.00	20.33 (179.9)		2198-H040-ERSx
VPH-A1304D-xxx4	3000	3000	13.72	8.27 (73.2)	45.90	21.45 (189.9)	1.79 (2.40)	2198-H040-ERSx
					58.00	27.10 (139.9)		2198-H070-ERSx

Performance specification data and curves reflect nominal system performance of a typical system with the motor at 40 °C (104 °F) and the drive at 50 °C (122 °F) ambient temperature, and rated line voltage. For additional information on ambient temperature and line conditions, refer to Motion Analyzer.

Kinetix VPH (non-brake) Performance Specifications with Kinetix 5500 (400V-class operation) Drives

Motor Cat. No.	Rated Speed rpm	Maximum Speed rpm	System Continuous Stall Current A 0-pk	System Continuous Stall Torque N·m (lb·in)	System Peak Stall Current A 0-pk	System Peak Stall Torque N·m (lb·in)	Motor Rated Output kW (Hp)	Kinetix 5500 Drives (480V AC input)
VPH-B0632T-xxx2	8000	8000	2.44	0.84 (7.5)	8.75	2.69 (24.0)	0.52 (0.69)	2198-H008-ERSx
VPH-B0633M-xxx2	6700	6700	2.05	1.03 (9.2)	8.75	4.09 (36.0)	0.50 (0.67)	2198-H008-ERSx
VPH-B0753F-xxx2	6600	6600	3.68	1.87 (16.6)	17.70	6.57 (58.0)	0.74 (0.99)	2198-H015-ERSx
					18.90	7.02 (62.0)		2198-H025-ERSx
VPH-B1001F-xxx2	5000	5000	2.19	1.44 (12.8)	7.10	3.61 (32.0)	0.70 (0.93)	2198-H008-ERSx
VPH-B1003F-xxx2	4750	4750	4.93	3.43 (30.4)	17.70	9.77 (86.0)	1.36 (1.83)	2198-H015-ERSx
					20.20	11.15 (99.0)		2198-H025-ERSx
VPH-B1152F-xxx2	4500	4500	5.15	4.03 (35.7)	17.70	10.95 (97.0)	1.37 (1.84)	2198-H015-ERSx
					21.19	13.12 (116)		2198-H025-ERSx
VPH-B1153E-xxx2	3900	5000	7.09	5.13 (45.4)	17.70	10.90 (97.0)	1.27 (1.70)	2198-H015-ERSx
					33.00	20.33 (180)		2198-H040-ERSx
VPH-B1304E-xxx2	3500	3500	8.10	8.41 (74.5)	28.30	23.82 (211)	2.15 (2.88)	2198-H025-ERSx
					33.76	28.45 (252)		2198-H040-ERSx
VPH-B1653D-xxx2	3000	3000	14.72	18.67 (165)	45.90	45.77 (405)	3.16 (4.23)	2198-H040-ERSx
					68.0	67.80 (600)		2198-H070-ERSx

Performance specification data and curves reflect nominal system performance of a typical system with the motor at 40 °C (104 °F) and the drive at 50 °C (122 °F) ambient temperature, and rated line voltage. For additional information on ambient temperature and line conditions, refer to Motion Analyzer.

Kinetix VPH (brake) Performance Specifications with Kinetix 5500 (400V-class operation) Drives

Motor Cat. No.	Rated Speed rpm	Maximum Speed rpm	System Continuous Stall Current A 0-pk	System Continuous Stall Torque N·m (lb·in)	System Peak Stall Current A 0-pk	System Peak Stall Torque N·m (lb·in)	Motor Rated Output kW (Hp)	Kinetix 5500 Drives (480V AC input)
VPH-B0632T-xxx4	7200	8000	2.43	0.80 (7.1)	8.75	2.69 (24.0)	0.40 (0.54)	2198-H008-ERSx
VPH-B0633M-xxx4	6700	6700	1.97	1.01 (9.0)	8.75	4.09 (36.0)	0.50 (0.67)	2198-H008-ERSx
VPH-B0753F-xxx4	6600	6600	3.49	1.81 (16.0)	8.80	3.27 (29.0)	0.68 (0.92)	2198-H008-ERSx
					18.90	7.02 (62.0)		2198-H025-ERSx
VPH-B1001F-xxx4	5000	5000	2.20	1.42 (12.6)	7.10	3.61 (32.0)	0.68 (0.91)	2198-H008-ERSx
VPH-B1003F-xxx4	4750	4750	4.89	3.29 (29.1)	17.70	9.77 (86.0)	1.16 (1.56)	2198-H015-ERSx
					20.20	11.15 (99.0)		2198-H025-ERSx
VPH-B1152F-xxx4	4500	4500	5.15	4.03 (35.7)	17.70	10.95 (97.0)	1.37 (1.84)	2198-H015-ERSx
					21.19	13.12 (116)		2198-H025-ERSx
VPH-B1153E-xxx4	3900	5000	7.05	5.13 (45.4)	17.70	10.90 (97.0)	1.08 (1.45)	2198-H015-ERSx
					33.00	20.33 (180)		2198-H040-ERSx
VPH-B1304E-xxx4	3500	3500	8.27	8.24 (73.0)	28.30	23.82 (211)	1.76 (2.36)	2198-H025-ERSx
					33.76	28.45 (252)		2198-H040-ERSx
VPH-B1653D-xxx4	3000	3000	14.92	18.67 (165)	45.90	45.77 (405)	2.91 (3.91)	2198-H025-ERSx
					68.00	67.80 (600)		2198-H070-ERSx

Performance specification data and curves reflect nominal system performance of a typical system with the motor at 40 °C (104 °F) and the drive at 50 °C (122 °F) ambient temperature, and rated line voltage. For additional information on ambient temperature and line conditions, refer to Motion Analyzer.

Kinetix VPS Motor Performance Specifications with Kinetix 5500 Drives

Performance Specifications with Kinetix 5500 (400V-class operation) Drives

Motor Cat. No.	Rated Speed rpm	Maximum Speed rpm	System Continuous Stall Current A 0-pk	System Continuous Stall Torque N·m (lb·in)	System Peak Stall Current A 0-pk	System Peak Stall Torque N·m (lb·in)	Motor Rated Output kW (Hp)	Kinetix 5500 Drives (480V AC input)
VPS-B1304D	3000	3000	7.1	8.1 (72.0)	17.7	17.9 (158)	1.40 (1.9)	2198-H015-ERSx
					26.0	27.1 (240)		2198-H025-ERSx
VPS-B1653D	3000	3000	17.0	21.0 (186)	45.9	50.1 (443)	3.29 (4.4)	2198-H040-ERSx
					68.0	67.8 (600)		2198-H070-ERSx

Performance specification data and curves reflect nominal system performance of a typical system with the motor at 40 °C (104 °F) and the drive at 50 °C (122 °F) ambient temperature, and rated line voltage. For additional information on ambient temperature and line conditions, refer to Motion Analyzer.

Kinetix MPL Motor Performance Specifications with Kinetix 5500 Drives

These motors require the 2198-H2DCK feedback converter kit.

Performance Specifications with Kinetix 5500 (200V-class operation) Drives

Motor Cat. No.	Rated Speed rpm	Maximum Speed rpm	System Continuous Stall Current A 0-pk	System Continuous Stall Torque N·m (lb·in)	System Peak Stall Current A 0-pk	System Peak Stall Torque N·m (lb·in)	Motor Rated Output kW	Kinetix 5500 Drives (240V AC input)
MPL-A1510V	8000	8000	1.05	0.26 (2.3)	3.40	0.77 (6.8)	0.16	2198-H003-ERSx
MPL-A1520U	7000	7000	1.80	0.49 (4.3)	6.10	1.58 (13.9)	0.27	2198-H008-ERSx
MPL-A1530U	7000	7000	2.82	0.90 (8.0)	10.1	2.82 (24.9)	0.39	2198-H015-ERSx
MPL-A210V	8000	8000	3.09	0.55 (4.8)	10.2	1.52 (13.4)	0.37	2198-H015-ERSx
MPL-A220T	6000	6000	4.54	1.61 (14.2)	15.5	4.74 (41.9)	0.62	2198-H015-ERSx
MPL-A230P	5000	5000	5.40	2.10 (18.6)	23.0	8.2 (73.0)	0.86	2198-H025-ERSx
MPL-A310F	3000	3000	3.24	1.58 (14.0)	8.80 9.30	3.44 (30.4) 3.61 (31.9)	0.46	2198-H008-ERSx 2198-H015-ERSx
MPL-A310P	5000	5000	4.91	1.58 (14.0)	14.0	3.61 (31.9)	0.73	2198-H015-ERSx
MPL-A320H	3500	3500	6.10	3.05 (27.0)	19.3	7.91 (70.0)	1.0	2198-H025-ERSx
MPL-A320P	5000	5000	9.00	3.05 (27.0)	28.3 29.5	7.60 (44.8) 7.91 (70.0)	1.3	2198-H025-ERSx 2198-H040-ERSx
MPL-A330P	5000	5000	12.0	4.18 (37.0)	38.0	11.1 (98.2)	1.8	2198-H040-ERSx
MPL-A420P	5000	5000	12.9	4.79 (42.3)	46.0	13.6 (119)	2.0	2198-H040-ERSx
MPL-A430H	3500	3500	12.2	6.21 (55.0)	45.0	19.8 (175)	1.8	2198-H040-ERSx
MPL-A430P	5000	5000	16.80	5.99 (52.9)	67.0	19.8 (175)	2.2	2198-H070-ERSx
MPL-A4530F	2800	2800	13.40	8.36 (74.0)	42.0	20.3 (179)	1.9	2198-H040-ERSx
MPL-A4530K	4000	4000	19.50	8.13 (71.9)	62.0	20.3 (179)	2.5	2198-H070-ERSx
MPL-A4540C	1500	1500	9.55	10.30 (91.1)	28.3 29.0	26.23 (232) 27.1 (239)	1.5	2198-H025-ERSx 2198-H040-ERSx
MPL-A4540F	3000	3000	18.40	10.19 (90.1)	45.9 58.0	22.09 (195) 27.1 (239)	2.6	2198-H040-ERSx 2198-H070-ERSx
MPL-A4560F	3000	3000	22.0	14.1 (125)	66.0	34.4 (305)	3.0	2198-H070-ERSx
MPL-A520K	4000	4000	15.0	10.77 (95.2)	65.0	24.2 (214)	3.5	2198-H070-ERSx

Performance specification data and curves reflect nominal system performance of a typical system with motor at 40 °C (104 °F) and drive at 40 °C (104 °F) ambient temperature and rated line voltage. For additional information on ambient temperature and line conditions, refer to Motion Analyzer.

Performance Specifications with Kinetix 5500 (400V-class operation) Drives

Motor Cat. No.	Rated Speed rpm	Maximum Speed rpm	System Continuous Stall Current A 0-pk	System Continuous Stall Torque N·m (lb·in)	System Peak Stall Current A 0-pk	System Peak Stall Torque N·m (lb·in)	Motor Rated Output kW	Kinetix 5500 Drives (480V AC input)
MPL-B1510V	8000	8000	0.95	0.26 (2.3)	3.10	0.77 (6.8)	0.16	2198-H003-ERSx
MPL-B1520U	7000	7000	1.80	0.49 (4.3)	6.10	1.58 (13.9)	0.27	2198-H008-ERSx
MPL-B1530U	7000	7000	2.0	0.90 (8.0)	7.20	2.82 (24.9)	0.39	2198-H008-ERSx
MPL-B210V	8000	8000	1.75	0.55 (4.9)	5.80	1.52 (13.4)	0.37	2198-H008-ERSx
MPL-B220T	6000	6000	3.30	1.61 (14.2)	8.80 11.3	3.67 (32.5) 4.74 (41.9)	0.62	2198-H008-ERSx 2198-H015-ERSx
MPL-B230P	5000	5000	2.60	2.10 (18.6)	8.80 11.3	6.39 (56.6) 8.20 (73.0)	0.86	2198-H008-ERSx 2198-H015-ERSx
MPL-B310P	5000	5000	2.4	1.6 (14.1)	7.10	3.6 (32)	0.77	2198-H008-ERSx
MPL-B320P	5000	5000	4.5	3.10 (27)	14.0	8.2 (72.5)	1.5	2198-H015-ERSx
MPL-B330P	5000	5000	6.1	4.18 (37)	17.7 19.0	10.4 (92.0) 11.1 (98)	1.8	2198-H015-ERSx 2198-H025-ERSx
MPL-B420P	5000	5000	6.3	4.74 (42)	17.7 22.0	11.3 (100) 13.5 (119)	1.9	2198-H015-ERSx 2198-H025-ERSx
MPL-B430P	5000	5000	9.2	6.55 (58)	28.3 32.0	17.6 (156) 19.8 (175)	2.2	2198-H025-ERSx 2198-H040-ERSx
MPL-B4530F	3000	3000	6.7	8.36 (74)	17.7 21.0	17.7 (157) 20.3 (180)	2.1	2198-H015-ERSx 2198-H025-ERSx

Performance Specifications with Kinetix 5500 (400V-class operation) Drives (continued)

Motor Cat. No.	Rated Speed rpm	Maximum Speed rpm	System Continuous Stall Current A 0-pk	System Continuous Stall Torque N•m (lb•in)	System Peak Stall Current A 0-pk	System Peak Stall Torque N•m (lb•in)	Motor Rated Output kW	Kinetix 5500 Drives (480V AC input)
MPL-B4530K	4000	4000	9.9	8.25 (73)	28.3	18.7 (166)	2.6	2198-H025-ERSx
					31.0	20.3 (179)		2198-H040-ERSx
MPL-B4540F	3000	3000	9.1	10.20 (90)	28.3	26.2 (232)	2.6	2198-H025-ERSx
					29.0	27.1 (240)		2198-H040-ERSx
MPL-B4560F	3000	3000	11.3	13.85 (123)	28.3	28.4 (251)	3.2	2198-H025-ERSx
			11.8	14.0 (124)	36.0	34.4 (304)		2198-H040-ERSx
MPL-B520K	3500	4000	11.3	10.4 (92)	28.3	20.6 (182)	3.5	2198-H025-ERSx
			11.5	10.7 (95)	33.0	23.2 (205)		2198-H040-ERSx
MPL-B540D	2000	2000	10.5	19.4 (172)	23.0	41.0 (362)	3.4	2198-H025-ERSx
MPL-B540K	4000	4000	20.4	19.4 (171)	60.0	48.6 (430)	5.4	2198-H070-ERSx
MPL-B560F	3000	3000	20.6	26.8 (237)	68.0	67.8 (600)	5.5	2198-H070-ERSx
MPL-B580F	3000	3000	26.0	34.0 (300)	81.3	78.9 (698)	7.1	2198-H070-ERSx
MPL-B580J	3800	3800	32.0	34.0 (301)	81.3	71.52 (633)	7.9	2198-H070-ERSx
MPL-B640F	2000	3000	32.0	36.7 (325)	65.0	72.3 (640)	6.1	2198-H070-ERSx

Performance specification data and curves reflect nominal system performance of a typical system with motor at 40 °C (104 °F) and drive at 40 °C (104 °F) ambient temperature and rated line voltage. For additional information on ambient temperature and line conditions, refer to Motion Analyzer.

Kinetix MPM Motor Performance Specifications with Kinetix 5500 Drives

These motors require the 2198-H2DCK feedback converter kit.

Performance Specifications with Kinetix 5500 (200V-class operation) Drives

Motor Cat. No.	Base Speed rpm	Rated Speed rpm	Maximum Speed rpm	System Continuous Stall Current A 0-pk	System Continuous Stall Torque N•m (lb•in)	System Peak Stall Current A 0-pk	System Peak Stall Torque N•m (lb•in)	Motor Rated Output kW	Kinetix 5500 Drives (240V AC input)
MPM-A1151M	4500	5000	6000	7.65	2.3 (20.3)	28.3	6.2 (54.9)	0.90	2198-H025-ERSx
						30.5	6.6 (58.4)		2198-H040-ERSx
MPM-A1152F	3000	4000	5000	11.30	4.4 (38.9)	28.3	9.4 (83.2)	1.40	2198-H025-ERSx
				11.93	4.7 (41.6)	44.8	13.5 (119)		2198-H040-ERSx
MPM-A1153F	3000	4000	5000	16.18	6.5 (57.5)	45.9	15.3 (135)	1.45	2198-H040-ERSx
						64.5	19.8 (175)		2198-H070-ERSx
MPM-A1302F	3000	4000	4500	17.28	6.6 (58.4)	45.9	12.7 (112)	1.65	2198-H040-ERSx
						50.2	13.5 (119)		2198-H070-ERSx
MPM-A1304F	3000	3500	4000	19.65	9.3 (82.0)	45.9	18.6 (165)	2.20	2198-H040-ERSx
						48.3	19.3 (171)		2198-H070-ERSx
MPM-A1651F	3000	3000	5000	30.96	10.7 (94.7)	73.8	20.5 (181)	2.50	2198-H070-ERSx

Performance specification data and curves reflect nominal system performance of a typical system with motor at 40 °C (104 °F) and drive at 40 °C (104 °F) ambient temperature and rated line voltage. For additional information on ambient temperature and line conditions, refer to Motion Analyzer.

Performance Specifications with Kinetix 5500 (400V-class operation) Drives

Motor Cat. No.	Speed, base rpm	Rated Speed rpm	Maximum Speed rpm	System Continuous Stall Current A 0-pk	System Continuous Stall Torque N•m (lb•in)	System Peak Stall Current A 0-pk	System Peak Stall Torque N•m (lb•in)	Motor Rated Output kW	Kinetix 5500 Drives (480V AC input)
MPM-B1151F	3000	4000	5000	2.71	2.3 (20.3)	8.8	6.0 (53.1)	0.75	2198-H008-ERSx
						9.9	6.6 (58.0)		2198-H015-ERSx
MPM-B1151T	6000	5000	7000	5.62	2.3 (20.3)	17.7	5.3 (46.9)	0.90	2198-H015-ERSx
						20.5	5.9 (52.2)		2198-H025-ERSx
MPM-B1152C	1500	2500	3000	3.61	5.0 (44.2)	12.4	13.5 (119)	1.20	2198-H015-ERSx
MPM-B1152F	3000	4000	5200	6.17	5.0 (44.2)	17.7	11.7 (103)	1.40	2198-H015-ERSx
						21.1	13.5 (119)		2198-H025-ERSx
MPM-B1152T	6000	4000	7000	11.02	5.0 (44.2)	28.3	10.7 (94.7)	1.40	2198-H025-ERSx
						37.9	13.5 (119)		2198-H040-ERSx
MPM-B1153E	2250	3000	3500	6.21	6.5 (57.5)	17.7	16.9 (149)	1.40	2198-H015-ERSx
						21.6	19.8 (175)		2198-H025-ERSx

Performance Specifications with Kinetix 5500 (400V-class operation) Drives (continued)

Motor Cat. No.	Speed, base rpm	Rated Speed rpm	Maximum Speed rpm	System Continuous Stall Current A 0-pk	System Continuous Stall Torque N·m (lb·in)	System Peak Stall Current A 0-pk	System Peak Stall Torque N·m (lb·in)	Motor Rated Output kW	Kinetix 5500 Drives (480V AC input)
MPM-B1153F	3000	4000	5500	9.20	6.5 (57.5)	28.3	17.9 (158)	1.40	2198-H025-ERSx
						32.0	19.8 (175)		2198-H040-ERSx
MPM-B1153T	6000	4000	7000	15.95	6.5 (57.5)	45.9	14.8 (131)	1.45	2198-H040-ERSx
						55.5	16.5(146)		2198-H070-ERSx
MPM-B1302F	3000	4000	4500	8.57	6.6 (58.4)	22.1	13.5 (119)	1.65	2198-H025-ERSx
MPM-B1302M	4500	4000	6000	12.57	6.6 (58.4)	32.4	13.5 (119)	1.65	2198-H040-ERSx
MPM-B1302T	6000	4000	7000	16.83	6.7 (59.3)	43.4	13.5 (119)	1.65	2198-H040-ERSx
MPM-B1304C	1500	1870	2750	7.00	10.3 (91.1)	17.7	22.8 (202)	2.00	2198-H015-ERSx
						21.5	27.1 (240)		2198-H025-ERSx
MPM-B1304E	2250	3500	4000	10.75	10.2 (90.3)	28.3	23.4 (207)	2.20	2198-H025-ERSx
						34.2	27.1 (240)		2198-H040-ERSx
MPM-B1304M	4500	3500	6000	19.02	10.4 (92.0)	60.6	27.1 (240)	2.20	2198-H070-ERSx
MPM-B1651C	1500	3000	3500	10.21	11.4 (101)	28.3	22.7 (201)	2.50	2198-H025-ERSx
						29.2	23.2 (205)		2198-H040-ERSx
MPM-B1651F	3000	3000	5000	17.75	11.4 (101)	45.9	21.9 (194)	2.50	2198-H040-ERSx
						50.9	23.2 (205)		2198-H070-ERSx
MPM-B1651M	4500	3000	5000	22.46	11.4 (101)	56.8	23.2 (205)	2.50	2198-H070-ERSx
MPM-B1652C	1500	2500	2500	11.51	16.0 (142)	33.6	40.0 (354)	3.80	2198-H040-ERSx
MPM-B1652E	2250	3500	3500	20.94	21.1 (187)	60.5	48.0 (425)	4.30	2198-H070-ERSx
MPM-B1652F	3000	3500	4500	28.74	21.1 (187)	84.1	48.0 (425)	4.30	2198-H070-ERSx
MPM-B1653C	1500	2000	2500	20.05	26.7 (236)	59.2	67.8 (600)	4.60	2198-H070-ERSx
MPM-B1653E	2250	3000	3500	27.00	26.8 (237)	72.9	62.0 (549)	5.10	2198-H070-ERSx
MPM-B2152C	1500	2000	2500	27.40	36.7 (325)	55.4	72.3 (640)	5.60	2198-H070-ERSx
MPM-B2153B	1250	1750	2000	24.06	48.0 (425)	60.0	101.1 (895)	6.80	2198-H070-ERSx

Performance specification data and curves reflect nominal system performance of a typical system with motor at 40 °C (104 °F) and drive at 40 °C (104 °F) ambient temperature and rated line voltage. For additional information on ambient temperature and line conditions, refer to Motion Analyzer.

Kinetix MPF Motor Performance Specifications with Kinetix 5500 Drives

These motors require the 2198-H2DCK feedback converter kit.

Performance Specifications with Kinetix 5500 (200V-class) Drives

Motor Cat. No.	Rated Speed rpm	Maximum Speed rpm	System Continuous Stall Current A 0-pk	System Continuous Stall Torque N·m (lb·in)	System Peak Stall Current A 0-pk	System Peak Stall Torque N·m (lb·in)	Motor Rated Output kW	Kinetix 5500 Drives (240V AC input)
MPF-A310P	4750	5000	4.50	1.58 (14.0)	14.0	3.61 (31.9)	0.73	2198-H015-ERSx
MPF-A320H	3350	3500	6.10	3.05 (27.0)	17.7	7.33 (64.9)	1.0	2198-H015-ERSx
					19.3	7.91 (70.0)		2198-H025-ERSx
MPF-A320P	4750	5000	9.00	3.05 (27.0)	28.3	7.59 (67.2)	1.3	2198-H025-ERSx
					29.5	7.91 (70.0)		2198-H040-ERSx
MPF-A330P	5000	5000	12.0	3.85 (34.0)	38.0	10.32 (91.2)	1.6	2198-H040-ERSx
MPF-A430H	3500	3500	12.2	6.21 (55.0)	45.0	19.82 (175)	1.8	2198-H040-ERSx
MPF-A430P	5000	5000	16.80	5.94 (52.5)	45.9	14.4 (127)	1.9	2198-H040-ERSx
					67.0	19.80 (175)		2198-H070-ERSx
MPF-A4530K	4000	4000	19.50	8.08 (71.4)	62.0	20.30 (179)	2.3	2198-H070-ERSx
MPF-A4540F	3000	3000	18.40	10.15 (89.7)	45.9	22.09 (195)	2.5	2198-H040-ERSx
					58.0	27.10 (239)		2198-H070-ERSx

Performance specification data and curves reflect nominal system performance of a typical system with motor at 40 °C (104 °F) and drive at 40 °C (104 °F) ambient temperature and rated line voltage. For additional information on ambient temperature and line conditions, refer to Motion Analyzer.

Performance Specifications with Kinetix 5500 (400V-class operation) Drives

Motor Cat. No.	Rated Speed rpm	Maximum Speed rpm	System Continuous Stall Current A 0-pk	System Continuous Stall Torque N·m (lb·in)	System Peak Stall Current A 0-pk	System Peak Stall Torque N·m (lb·in)	Motor Rated Output kW	Kinetix 5500 Drives (480V AC input)
MPF-B310P	5000	5000	2.30	1.60 (14)	7.10	3.6 (32)	0.77	2198-H008-ERSx
MPF-B320P	5000	5000	4.24	3.10 (27)	14.0	7.8 (69)	1.5	2198-H015-ERSx
MPF-B330P	5000	5000	5.70	4.18 (37)	17.7	10.4 (92.0)	1.6	2198-H015-ERSx
					19.0	11.1 (98)		2198-H025-ERSx
MPF-B430P	5000	5000	9.20	6.55 (58)	28.3	17.6 (156)	2.0	2198-H025-ERSx
					32.0	19.8 (175)		2198-H040-ERSx
MPF-B4530K	4000	4000	9.90	8.25 (73)	28.3	18.7 (165)	2.4	2198-H025-ERSx
					31.0	20.3 (179)		2198-H040-ERSx
MPF-B4540F	3000	3000	9.10	10.20 (90)	28.3	26.2 (232)	2.5	2198-H025-ERSx
					29.0	27.1 (240)		2198-H040-ERSx
MPF-B540K	4000	4000	20.5	19.4 (171)	60.0	48.6 (430)	4.1	2198-H070-ERSx

Performance specification data and curves reflect nominal system performance of a typical system with motor at 40 °C (104 °F) and drive at 40 °C (104 °F) ambient temperature and rated line voltage. For additional information on ambient temperature and line conditions, refer to Motion Analyzer.

Kinetix MPS Motor Performance Specifications with Kinetix 5500 Drives

These motors require the 2198-H2DCK feedback converter kit.

Kinetix MPS Motor Performance Specifications with Kinetix 5500 (200V-class operation) Drives

Motor Cat. No.	Rated Speed rpm	Maximum Speed rpm	System Continuous Stall Current A 0-pk	System Continuous Stall Torque N·m (lb·in)	System Peak Stall Current A 0-pk	System Peak Stall Torque N·m (lb·in)	Motor Rated Output kW	Kinetix 5500 Drives (240V AC input)
MPS-A330P	5000	5000	9.80	3.60 (32.0)	28.3	8.79 (77.8)	1.3	2198-H025-ERSx
					38.0	11.10 (98.2)		2198-H040-ERSx
MPS-A4540F	3000	3000	14.4	8.1 (72)	45.9	22.84 (202)	1.4	2198-H040-ERSx
					56.0	27.1 (240)		2198-H070-ERSx

Kinetix MPS Motor Performance Specifications with Kinetix 5500 (400V-class operation) Drives

Motor Cat. No.	Rated Speed rpm	Maximum Speed rpm	System Continuous Stall Current A 0-pk	System Continuous Stall Torque N·m (lb·in)	System Peak Stall Current A 0-pk	System Peak Stall Torque N·m (lb·in)	Motor Rated Output kW	Kinetix 5500 Drives (480V AC input)
MPS-B330P	5000	5000	4.9	3.60 (32)	17.7	10.5 (92.9)	1.3	2198-H015-ERSx
					19.0	11.0 (97.2)		2198-H025-ERSx
MPS-B4540F	3000	3000	7.1	8.1 (72)	17.7	19.2 (170)	1.4	2198-H015-ERSx
					26.0	27.1 (240)		2198-H025-ERSx
MPS-B560F	3000	3000	17.0	21.5 (190)	45.9	49.7 (440)	3.5	2198-H040-ERSx
					68.0	67.8 (600)		2198-H070-ERSx

Performance specification data and curves reflect nominal system performance of a typical system with motor at 40 °C (104 °F) and drive at 40 °C (104 °F) ambient temperature and rated line voltage. For additional information on ambient temperature and line conditions, refer to Motion Analyzer.

Linear Motion Performance Specifications

These linear motion families are compatible with Kinetix 5500 servo drives.

Linear Motion Family	Page
LDAT-Series integrated linear thrusters	68
Kinetix MPAS integrated linear stages	72
Kinetix VPAR electric cylinders	108
Kinetix MPA electric cylinders	73
Kinetix MPAL heavy-duty electric cylinders	74

For Kinetix 5500 drive system combinations that include cable catalog number selection and force/velocity curves, refer to the Kinetix 5500 Drive Systems Design Guide, publication [KNX-RM009](#).

IMPORTANT These system combinations do not include all possible actuator/drive combinations. Refer to Motion Analyzer to verify compatibility. To access Motion Analyzer, go to: <https://motionanalyzer.rockwellautomation.com>.

LDAT-Series Performance Specifications with Kinetix 5500 Drives

These actuators require the 2198-H2DCK feedback converter kit.

Performance Specifications with 200V-class Drive Operation and Frame 30 Linear Thrusters

Linear Thruster Cat. No.	Velocity, max 230V AC m/s	System Continuous Stall Current A 0-pk	System Continuous Stall Force N (lb)	System Peak Stall Current A 0-pk	System Peak Stall Force N (lb)	Rated Output 230V AC kW	Kinetix 5500 Drives (240V AC input)
LDAT-S031010-DDx	2.4	4.8	81 (18)	12.2	168 (38)	0.20	2198-H015-ERSx
LDAT-S031020-DDx	3.1					0.25	
LDAT-S031030-DDx	3.5					0.29	
LDAT-S031040-DDx	3.8					0.31	
LDAT-S032010-DDx	3.1	7.4	126 (28)	24.3	336 (76)	0.44	2198-H025-ERSx
LDAT-S032020-DDx	4.1					0.52	
LDAT-S032030-DDx	4.7					0.59	
LDAT-S032040-DDx	5.0					0.63	
LDAT-S032010-EDx	3.1	3.7	190 (43)	12.2	504 (113)	0.40	2198-H015-ERSx
LDAT-S032020-EDx	4.1					0.47	
LDAT-S032030-EDx	4.7					0.52	
LDAT-S032040-EDx	5.0					0.55	
LDAT-S033010-DDx	3.5	11.1	190 (43)	36.5	504 (113)	0.67	2198-H040-ERSx
LDAT-S033020-DDx	4.7					0.88	
LDAT-S033030-DDx	5.0					0.95	
LDAT-S033040-DDx						0.55	
LDAT-S033010-EDx	3.5	3.7	190 (43)	12.2	504 (113)	0.65	2198-H015-ERSx
LDAT-S033020-EDx	4.4					0.65	
LDAT-S033030-EDx						0.65	
LDAT-S033040-EDx						0.65	

Performance specification data and curves reflect nominal system performance of a typical system with motor at 40 °C (104 °F) and drive at 40 °C (104 °F) ambient temperature and rated line voltage. For additional information on ambient temperature and line conditions, refer to Motion Analyzer.

Performance Specifications with 200V-class Drive Operation and Frame 50 Linear Thrusters

Linear Thruster Cat. No.	Velocity, max 230V AC m/s	System Continuous Stall Current A 0-pk	System Continuous Stall Force N (lb)	System Peak Stall Current A 0-pk	System Peak Stall Force N (lb)	Rated Output 230V AC kW	Kinetix 5500 Drives (240V AC input)
LDAT-S051010-DDx	2.8	3.1	119 (27)	11.4	363 (82)	0.31	2198-H015-ERSx
LDAT-S051020-DDx	3.7					0.38	
LDAT-S051030-DDx	4.1					0.42	
LDAT-S051040-DDx	4.4					0.44	
LDAT-S051050-DDx	4.7					0.46	
LDAT-S052010-DDx	3.7	6.2	251 (56)	22.7	727 (163)	0.79	2198-H025-ERSx
LDAT-S052020-DDx	4.8					0.97	
LDAT-S052030-DDx	5.00					1.01	
LDAT-S052040-DDx							
LDAT-S052050-DDx							
LDAT-S052010-EDx ... LDAT-S052050-EDx	2.6	3.1		11.4		0.50	2198-H015-ERSx
LDAT-S053010-DDx	4.1	9.4	378 (85)	34.2	1093 (246)	1.31	2198-H040-ERSx
LDAT-S053020-DDx	5.0					1.53	
LDAT-S053030-DDx ... LDAT-S053050-DDx	5.0					1.53	
LDAT-S053010-EDx ... LDAT-S053050-EDx	1.7					3.1	
LDAT-S054010-DDx	4.4	12.4	509 (114)	45.5	1453 (327)	1.87	2198-H040-ERSx
LDAT-S054020-DDx ... LDAT-S054050-DDx	5.0					2.05	
LDAT-S054010-EDx ... LDAT-S054050-EDx	2.6					6.2	

Performance specification data and curves reflect nominal system performance of a typical system with motor at 40 °C (104 °F) and drive at 40 °C (104 °F) ambient temperature and rated line voltage. For additional information on ambient temperature and line conditions, refer to Motion Analyzer.

Performance Specifications with 200V-class Drive Operation and Frame 70 Linear Thrusters

Linear Thruster Cat. No.	Velocity, max 230V AC m/s	System Continuous Stall Current A 0-pk	System Continuous Stall Force N (lb)	System Peak Stall Current A 0-pk	System Peak Stall Force N (lb)	Rated Output 230V AC kW	Kinetix 5500 Drives (240V AC input)
LDAT-S072010-DDx ... LDAT-S072070-DDx	3.5	6.0	364 (82)	22.0	1055 (237)	1.03	2198-H025-ERSx
LDAT-S072010-EDx ... LDAT-S072070-EDx	1.7	3.0		11.0		0.47	2198-H015-ERSx
LDAT-S073010-DDx ... LDAT-S073070-DDx	3.5	9.0	554 (125)	32.8	1576 (354)	1.57	2198-H040-ERSx
LDAT-S073010-EDx ... LDAT-S073070-EDx	1.2	3.0		10.9		0.41	2198-H015-ERSx
LDAT-S074010-DDx ... LDAT-S074070-DDx	3.5	11.9	730 (164)	43.5	2088 (469)	2.08	2198-H040-ERSx
LDAT-S074010-EDx ... LDAT-S074070-EDx	1.8	6.0		21.7		0.95	2198-H025-ERSx
LDAT-S076010-DDx ... LDAT-S076070-DDx	3.5	18.2	1122 (252)	66.4	3189 (717)	3.17	2198-H070-ERSx
LDAT-S076010-EDx ... LDAT-S076070-EDx	1.8	9.1		33.2		1.45	2198-H040-ERSx

Performance specification data and curves reflect nominal system performance of a typical system with motor at 40 °C (104 °F) and drive at 40 °C (104 °F) ambient temperature and rated line voltage. For additional information on ambient temperature and line conditions, refer to Motion Analyzer.

Performance Specifications with 200V-class Drive Operation and Frame 100 Linear Thrusters

Linear Thruster Cat. No.	Velocity, max 230V AC m/s	System Continuous Stall Current A 0-pk	System Continuous Stall Force N (lb)	System Peak Stall Current A 0-pk	System Peak Stall Force N (lb)	Rated Output 230V AC kW	Kinetix 5500 Drives (240V AC input)
LDAT-S102010-DDx ... LDAT-S102090-DDx	2.6	5.7	456 (103)	21.0	1289 (290)	0.96	2198-H025-ERSx
LDAT-S102010-EDx ... LDAT-S102090-EDx	1.3	2.9		10.5		0.42	2198-H015-ERSx
LDAT-S103010-DDx ... LDAT-S103090-DDx	2.7	8.6	702 (158)	31.5	1935 (435)	1.47	2198-H040-ERSx
LDAT-S103010-EDx ... LDAT-S103090-EDx	0.9	2.9		10.5		0.30	2198-H015-ERSx
LDAT-S104010-DDx ... LDAT-S104090-DDx	2.7	11.5	929 (209)	42.0	2578 (580)	2.07	2198-H040-ERSx
LDAT-S104010-EDx ... LDAT-S104090-EDx	1.3	5.7		21.0		0.86	2198-H025-ERSx
LDAT-S106010-DDx ... LDAT-S106090-DDx	2.7	17.3	1403 (315)	63.0	3871 (870)	2.94	2198-H070-ERSx
LDAT-S106010-EDx ... LDAT-S106090-EDx	1.3	8.6		31.5		1.28	2198-H040-ERSx

Performance specification data and curves reflect nominal system performance of a typical system with motor at 40 °C (104 °F) and drive at 40 °C (104 °F) ambient temperature and rated line voltage. For additional information on ambient temperature and line conditions, refer to Motion Analyzer.

Performance Specifications with 200V-class Drive Operation and Frame 150 Linear Thrusters

Linear Thruster Cat. No.	Velocity, max 230V AC m/s	System Continuous Stall Current A 0-pk	System Continuous Stall Force N (lb)	System Peak Stall Current A 0-pk	System Peak Stall Force N (lb)	Rated Output 230V AC kW	Kinetix 5500 Drives (240V AC input)
LDAT-S152010-DDx ... LDAT-S152090-DDx	1.8	5.3	643 (145)	19.5	1799 (404)	0.87	2198-H025-ERSx
LDAT-S152010-EDx ... LDAT-S152090-EDx	0.9	2.7		9.8	1679 (377)	0.34	2198-H015-ERSx
LDAT-S153010-DDx ... LDAT-S153090-DDx	1.8	8.0	978 (220)	29.1	2680 (602)	1.33	2198-H040-ERSx
LDAT-S154010-DDx ... LDAT-S154090-DDx	1.8	10.7	1306 (294)	39.1	3597 (809)	1.78	2198-H040-ERSx
LDAT-S154010-EDx ... LDAT-S154090-EDx	0.9	5.3		19.5	3383 (761)	0.70	2198-H025-ERSx
LDAT-S156010-DDx ... LDAT-S156090-DDx	1.8	16.3	1997 (449)	59.4	5469 (1229)	2.71	2198-H070-ERSx
LDAT-S156010-EDx ... LDAT-S156090-EDx	0.9	8.1		19.8	5110 (1149)	1.05	2198-H025-ERSx

Performance specification data and curves reflect nominal system performance of a typical system with motor at 40 °C (104 °F) and drive at 40 °C (104 °F) ambient temperature and rated line voltage. For additional information on ambient temperature and line conditions, refer to Motion Analyzer.

Performance Specifications with 400V-class Drive Operation and Frame 30 Linear Thrusters

Linear Thruster Cat. No.	Velocity, max 460V AC m/s	System Continuous Stall Current A 0-pk	System Continuous Stall Force N (lb)	System Peak Stall Current A 0-pk	System Peak Stall Force N (lb)	Rated Output 460V AC kW	Kinetix 5500 Drives (480V AC input)
LDAT-S031010-DDx	2.4	4.8	81 (18)	12.2	168 (38)	0.20	2198-H015-ERSx
LDAT-S031020-DDx	3.1					0.25	
LDAT-S031030-DDx	3.5					0.29	
LDAT-S031040-DDx	3.8					0.31	
LDAT-S032010-DDx	3.1	7.4	126 (28)	24.3	336 (76)	0.40	2198-H025-ERSx
LDAT-S032020-DDx	4.1					0.52	
LDAT-S032030-DDx	4.7					0.59	
LDAT-S032040-DDx	5.0					0.63	
LDAT-S032010-EDx	3.1	3.7	190 (43)	12.2	504 (113)	0.40	2198-H015-ERSx
LDAT-S032020-EDx	4.1					0.52	
LDAT-S032030-EDx	4.7					0.59	
LDAT-S032040-EDx	5.0					0.63	
LDAT-S033010-DDx	3.5	11.1	190 (43)	36.5	504 (113)	0.67	2198-H040-ERSx
LDAT-S033020-DDx	4.7					0.88	
LDAT-S033030-DDx	5.0					0.95	
LDAT-S033040-DDx	5.0						
LDAT-S033010-EDx	3.5	3.7	190 (43)	12.2	504 (113)	0.67	2198-H015-ERSx
LDAT-S033020-EDx	4.7					0.87	
LDAT-S033030-EDx	5.0					0.91	
LDAT-S033040-EDx	5.0						

Performance specification data and curves reflect nominal system performance of a typical system with motor at 40 °C (104 °F) and drive at 40 °C (104 °F) ambient temperature and rated line voltage. For additional information on ambient temperature and line conditions, refer to Motion Analyzer.

Performance Specifications with 400V-class Drive Operation and Frame 50 Linear Thrusters

Linear Thruster Cat. No.	Velocity, max 460V AC m/s	System Continuous Stall Current A 0-pk	System Continuous Stall Force N (lb)	System Peak Stall Current A 0-pk	System Peak Stall Force N (lb)	Rated Output 460V AC kW	Kinetix 5500 Drives (480V AC input)
LDAT-S051010-DDx	2.8	3.1	119 (27)	11.4	363 (82)	0.34	2198-H015-ERSx
LDAT-S051020-DDx	3.7					0.43	
LDAT-S051030-DDx	4.1					0.49	
LDAT-S051040-DDx	4.4					0.53	
LDAT-S051050-DDx	4.7					0.55	
LDAT-S052010-DDx	3.7	6.2	251 (56)	22.7	727 (163)	0.92	2198-H025-ERSx
LDAT-S052020-DDx	4.8					1.20	
LDAT-S052030-DDx	5.0					1.24	
LDAT-S052040-DDx							
LDAT-S052050-DDx							
LDAT-S052010-EDx	3.7	3.1	251 (56)	11.4	727 (163)	0.80	2198-H015-ERSx
LDAT-S052020-EDx	4.6					0.98	
LDAT-S052030-EDx	4.6					1.02	
LDAT-S052040-EDx							
LDAT-S052050-EDx							
LDAT-S053010-DDx	4.1	9.4	378 (85)	34.2	1093 (246)	1.56	2198-H040-ERSx
LDAT-S053020-DDx	5.0					1.87	
LDAT-S053030-DDx ... LDAT-S053050-DDx							
LDAT-S053010-EDx ... LDAT-S053050-EDx	3.5	3.1		11.4		1.04	2198-H015-ERSx
LDAT-S054010-DDx	4.4	12.4	509 (114)	45.5	1453 (327)	2.26	2198-H040-ERSx
LDAT-S054020-DDx ... LDAT-S054050-DDx	5.00					2.53	
LDAT-S054010-EDx	4.4					1.87	
LDAT-S054020-EDx ... LDAT-S054050-EDx	5.0	6.2		22.7		2.05	2198-H025-ERSx

Performance specification data and curves reflect nominal system performance of a typical system with motor at 40 °C (104 °F) and drive at 40 °C (104 °F) ambient temperature and rated line voltage. For additional information on ambient temperature and line conditions, refer to Motion Analyzer.

Performance Specifications with 400V-class Drive Operation and Frame 70 Linear Thrusters

Linear Thruster Cat. No.	Velocity, max 460V AC m/s	System Continuous Stall Current A 0-pk	System Continuous Stall Force N (lb)	System Peak Stall Current A 0-pk	System Peak Stall Force N (lb)	Rated Output 460V AC kW	Kinetix 5500 Drives (480V AC input)
LDAT-S072010-DDx	3.9	6.0	364 (82)	22.0	1055 (237)	1.37	2198-H025-ERSx
LDAT-S072020-DDx	5.0					1.64	
LDAT-S072030-DDx ... LDAT-S072070-DDx							
LDAT-S072010-EDx	3.5	3.0		11.0		1.03	2198-H015-ERSx
LDAT-S072020-EDx							
LDAT-S072070-EDx							
LDAT-S073010-DDx	4.4	9.0	554 (125)	32.8	1576 (354)	2.27	2198-H040-ERSx
LDAT-S073020-DDx	5.0					2.50	
LDAT-S073070-DDx							
LDAT-S073010-EDx	2.4	3.0		10.9		1.01	2198-H015-ERSx
LDAT-S073070-EDx							
LDAT-S074010-DDx	4.7	11.9	730 (164)	43.5	2088 (469)	3.15	2198-H040-ERSx
LDAT-S074020-DDx	5.0					3.30	
LDAT-S074070-DDx							
LDAT-S074010-EDx	3.5	6.0		21.7		2.08	2198-H025-ERSx
LDAT-S074070-EDx							
LDAT-S076010-DDx	5.0	18.2	1122 (252)	66.4	3189 (717)	5.02	2198-H070-ERSx
LDAT-S076020-DDx							
LDAT-S076070-DDx							
LDAT-S076010-EDx	3.5	9.1		33.2		3.18	2198-H040-ERSx
LDAT-S076070-EDx							

Performance specification data and curves reflect nominal system performance of a typical system with motor at 40 °C (104 °F) and drive at 40 °C (104 °F) ambient temperature and rated line voltage. For additional information on ambient temperature and line conditions, refer to Motion Analyzer.

Performance Specifications with 400V-class Drive Operation and Frame 100 Linear Thrusters

Linear Thruster Cat. No.	Velocity, max 460V AC m/s	System Continuous Stall Current A 0-pk	System Continuous Stall Force N (lb)	System Peak Stall Current A 0-pk	System Peak Stall Force N (lb)	Rated Output 460V AC kW	Kinetix 5500 Drives (480V AC input)	
LDAT-S102010-DDx	3.4	5.7	456 (103)	21.0	1289 (290)	1.44	2198-H025-ERSx	
LDAT-S102020-DDx	4.4					1.74		
LDAT-S102030-DDx	5.0					1.91		
LDAT-S102040-DDx						1.91		
LDAT-S102050-DDx ... LDAT-S102090-DDx								
LDAT-S102010-EDx ... LDAT-S102090-EDx	2.6	2.9	702 (158)	10.5	1935 (435)	0.96	2198-H015-ERSx	
LDAT-S103010-DDx	3.8	8.6		31.5		1935 (435)	2.41	2198-H040-ERSx
LDAT-S103020-DDx	5.0						2.93	
LDAT-S103030-DDx ... LDAT-S103090-DDx							0.92	
LDAT-S103010-EDx ... LDAT-S103090-EDx	1.8	2.9		10.5		0.92	2198-H015-ERSx	
LDAT-S104010-DDx	4.1	11.5	929 (209)	42.0	2578 (580)	3.76	2198-H040-ERSx	
LDAT-S104020-DDx	5.0					4.29		
LDAT-S104030-DDx ... LDAT-S104090-DDx						2.07		
LDAT-S104010-EDx ... LDAT-S104090-EDx	2.7	5.7	21.0	2.07	2198-H025-ERSx			
LDAT-S106010-DDx	4.5	17.3	1403 (315)	63.0	3871 (870)	5.41	2198-H070-ERSx	
LDAT-S106020-DDx	5.0					5.87		
LDAT-S106090-DDx						2.94		
LDAT-S106010-EDx ... LDAT-S106090-EDx	2.7	8.6	31.5	2.94	2198-H040-ERSx			

Performance specification data and curves reflect nominal system performance of a typical system with motor at 40 °C (104 °F) and drive at 40 °C (104 °F) ambient temperature and rated line voltage. For additional information on ambient temperature and line conditions, refer to Motion Analyzer.

Performance Specifications with 400V-class Drive Operation and Frame 150 Linear Thrusters

Linear Thruster Cat. No.	Velocity, max 460V AC m/s	System Continuous Stall Current A 0-pk	System Continuous Stall Force N (lb)	System Peak Stall Current A 0-pk	System Peak Stall Force N (lb)	Rated Output 460V AC kW	Kinetix 5500 Drives (480V AC input)
LDAT-S152010-DDx	3.2	5.3	643 (145)	19.5	1799 (404)	1.76	2198-H025-ERSx
LDAT-S152020-DDx ... LDAT-S152090-DDx	3.5					1.89	
LDAT-S152010-EDx ... LDAT-S152090-EDx	1.8					0.87	
LDAT-S153010-DDx ... LDAT-S153090-DDx	3.6	8.0	978 (220)	29.1	2680 (602)	2.87	2198-H040-ERSx
LDAT-S153010-EDx ... LDAT-S153090-EDx	1.2	2.7		9.1		0.80	2198-H015-ERSx
LDAT-S154010-DDx ... LDAT-S154090-DDx	3.5	10.7	1306 (294)	39.1	3597 (809)	3.83	2198-H040-ERSx
LDAT-S154010-EDx ... LDAT-S154090-EDx	1.8	5.3		19.5		1.78	2198-H025-ERSx
LDAT-S156010-DDx ... LDAT-S156090-DDx	3.6	16.3	1997 (449)	59.4	5469 (1229)	5.85	2198-H070-ERSx
LDAT-S156010-EDx ... LDAT-S156090-EDx	1.8	8.1		19.8		2.71	2198-H025-ERSx

Performance specification data and curves reflect nominal system performance of a typical system with motor at 40 °C (104 °F) and drive at 40 °C (104 °F) ambient temperature and rated line voltage. For additional information on ambient temperature and line conditions, refer to Motion Analyzer.

Kinetix MPAS Performance Specifications with Kinetix 5500 Drives

These actuators require the 2198-H2DCK feedback converter kit.

Performance Specifications with Kinetix 5500 (200V-class operation) Drives

Linear Stage Cat. No.	Maximum Speed mm/s (in/s)	System Continuous Stall Current A 0-pk	System Continuous Stall Force N (lb)	System Peak Stall Current A 0-pk	System Peak Stall Force N (lb)	Motor Output Power Rating kW	Kinetix 5500 Drives (240V AC input)
MPAS-Axxxx1-V05SxA	200 (7.9) ⁽¹⁾	3.09	521 (117)	6.10	1212 (272)	0.37	2198-H008-ERSx
MPAS-Axxxx2-V20SxA	1124 (44.3) ⁽²⁾	4.54	462 (104)	9.10	968 (218)	0.62	2198-H015-ERSx

(1) For 900 mm stroke length, maximum speed is 176 mm/s (6.9 in/s). For 1020 mm stroke length, maximum speed is 143 mm/s (5.6 in/s).

(2) For 780 mm stroke length, maximum speed is 889 mm/s (35.0 in/s). For 900 mm stroke length, maximum speed is 715 mm/s (28.2 in/s). For 1020 mm stroke length, maximum speed is 582 mm/s (22.9 in/s).

Performance Specifications with Kinetix 5500 (400V-class operation) Drives

Linear Stage Cat. No.	Maximum Speed mm/s (in/s)	System Continuous Stall Current A 0-pk	System Continuous Stall Force N (lb)	System Peak Stall Current A 0-pk	System Peak Stall Force N (lb)	Motor Output Power Rating kW	Kinetix 5500 Drives (480V AC input)
MPAS-Bxxxx1-V05SxA	200 (7.9) ⁽¹⁾	1.75	521 (117)	3.50	1212 (272)	0.37	2198-H008-ERSx
MPAS-Bxxxx2-V20SxA	1124 (44.3) ⁽²⁾	3.30	462 (104)	6.60	968 (218)	0.62	2198-H008-ERSx

(1) For 900 mm stroke length, maximum speed is 176 mm/s (6.9 in/s). For 1020 mm stroke length, maximum speed is 143 mm/s (5.6 in/s).

(2) For 780 mm stroke length, maximum speed is 889 mm/s (35.0 in/s). For 900 mm stroke length, maximum speed is 715 mm/s (28.2 in/s). For 1020 mm stroke length, maximum speed is 582 mm/s (22.9 in/s).

Performance specification data and curves reflect nominal system performance of a typical system with motor at 40 °C (104 °F) and drive at 40 °C (104 °F) ambient temperature and rated line voltage. For additional information on ambient temperature and line conditions, refer to Motion Analyzer.

Kinetix VPAR Performance Specifications with Kinetix 5500 Drives

Performance Specifications with Kinetix 5500 (200V-class operation) Drives

Electric Cylinder Cat. No.	Maximum Speed mm/s (in/s)	System Continuous Stall Current A 0-pk	System Continuous Stall Force N (lb)	System Peak Stall Current A 0-pk	System Peak Stall Force N (lb)	Motor Output Power Rating kW	Kinetix 5500 Drives (240V AC input)
VPAR-A1xxxB	150	0.88	240 (53.9)	2.90	300 (67.4)	0.11	2198-H008-ERSx
VPAR-A1xxxE	500	1.66	280 (62.9)	2.90	350 (78.7)	0.23	2198-H008-ERSx
VPAR-A2xxxC	250	1.74	420 (94.4)	3.72	525 (118)	0.25	2198-H008-ERSx
VPAR-A2xxxF	640	4.45	640 (144)	8.40	800 (180)	0.56	2198-H015-ERSx
VPAR-A3xxxE	500	12.30	2000 (450)	31.70	2500 (562)	1.30	2198-H040-ERSx
VPAR-A3xxxH	1000	13.50	1284 (289)	27.00	1625 (365)	1.56	2198-H040-ERSx

Performance Specifications with Kinetix 5500 (400V-class operation) Drives

Electric Cylinder Cat. No.	Maximum Speed mm/s (in/s)	System Continuous Stall Current A 0-pk	System Continuous Stall Force N (lb)	System Peak Stall Current A 0-pk	System Peak Stall Force N (lb)	Motor Output Power Rating kW	Kinetix 5500 Drives (480V AC input)
VPAR-B1xxxB	150	0.41	240 (53.9)	1.34	300 (67.4)	0.11	2198-H003-ERSx
VPAR-B1xxxE	500	1.20	280 (62.9)	2.10	350 (78.7)	0.24	2198-H003-ERSx
VPAR-B2xxxC	250	1.25	420 (94.4)	2.67	525 (118)	0.25	2198-H003-ERSx
VPAR-B2xxxF	640	3.10	640 (144)	5.80	800 (180)	0.56	2198-H008-ERSx
VPAR-B3xxxE	500	5.10	2000 (450)	13.0	2500 (562)	1.30	2198-H015-ERSx
VPAR-B3xxxH	1000	8.60	1284 (289)	17.0	1625 (365)	1.68	2198-H015-ERSx

Performance specification data and curves reflect nominal system performance of a typical system with motor at 40 °C (104 °F) and drive at 40 °C (104 °F) ambient temperature and rated line voltage. For additional information on ambient temperature and line conditions, refer to Motion Analyzer.

Kinetix MPAR Performance Specifications with Kinetix 5500 Drives

These actuators require the 2198-H2DCK feedback converter kit.

Performance Specifications with Kinetix 5500 (200V-class operation) Drives

Electric Cylinder Cat. No.	Maximum Speed mm/s (in/s)	System Continuous Stall Current A 0-pk	System Continuous Stall Force N (lb)	System Peak Stall Current A 0-pk	System Peak Stall Force N (lb)	Motor Output Power Rating kW	Kinetix 5500 Drives (240V AC input)
MPAR-A1xxxB	150	1.15	240 (53.9)	1.35	300 (67.4)	0.036	2198-H003-ERSx
MPAR-A1xxxE	500	2.16	280 (62.9)	2.48	350 (78.7)	0.140	2198-H008-ERSx
MPAR-A2xxxC	250	2.42	420 (94.4)	2.72	525 (118)	0.105	2198-H008-ERSx
MPAR-A2xxxF	640	4.54	640 (144)	5.41	800 (180)	0.410	2198-H015-ERSx
MPAR-A3xxxE	500	10.33	2000 (450)	12.34	2500 (562)	1.00	2198-H025-ERSx
MPAR-A3xxxH	1000	12.20	1300 (292)	16.40	1625 (365)	1.30	2198-H040-ERSx

Performance Specifications with Kinetix 5500 (400V-class operation) Drives

Electric Cylinder Cat. No.	Maximum Speed mm/s (in/s)	System Continuous Stall Current A 0-pk	System Continuous Stall Force N (lb)	System Peak Stall Current A 0-pk	System Peak Stall Force N (lb)	Motor Output Power Rating kW	Kinetix 5500 Drives (480V AC input)
MPAR-B1xxxB	150	1.15	240 (53.9)	1.35	300 (67.4)	0.036	2198-H003-ERSx
MPAR-B1xxxE	500	1.49	280 (62.9)	1.71	350 (78.7)	0.140	2198-H003-ERSx
MPAR-B2xxxC	250	1.67	420 (94.4)	1.90	525 (118)	0.105	2198-H003-ERSx
MPAR-B2xxxF	640	3.29	640 (144)	3.93	800 (180)	0.410	2198-H008-ERSx
MPAR-B3xxxE	500	5.16	2000 (450)	6.17	2500 (562)	1.00	2198-H015-ERSx
MPAR-B3xxxH	1000	6.13	1300 (292)	6.79	1625 (365)	1.30	2198-H015-ERSx

Performance specification data and curves reflect nominal system performance of a typical system with motor at 40 °C (104 °F) and drive at 40 °C (104 °F) ambient temperature and rated line voltage. For additional information on ambient temperature and line conditions, refer to Motion Analyzer.

Kinetix MPAI Performance Specifications with Kinetix 5500 Drives

These actuators require the 2198-H2DCK feedback converter kit.

Performance Specifications for (ballscrew cylinders) and Kinetix 5500 (200V-class operation) Drives

Electric Cylinder Cat. No.	Maximum Speed mm/s (in/s)	System Continuous Stall Current A 0-pk	System Continuous Stall Force N (lb)		System Peak Stall Current A 0-pk	System Peak Stall Force N (lb)	Motor Output Power Rating kW	Kinetix 5500 Drives (240V AC input)
			25 °C (77 °F)	40 °C (104 °F)				
MPAI-A2076CV1	305 (12)	1.80	890 (200)	706 (159)	4.50	1446 (325)	0.22	2198-H008-ERSx
MPAI-A2150CV3		2.47	1446 (325)	1147 (258)	6.20		0.25	
MPAI-A2300CV3								
MPAI-A3076CM1	305 (12)	2.68	1624 (365)	1290 (290)	8.90	4448 (1000)	0.27	2198-H008-ERSx
MPAI-A3076EM1	610 (24)		814 (183)	645 (145)		2570 (578)		
MPAI-A3150CM3	279 (11)	5.61	4003 (900)	3176 (714)	8.40	4448 (1000)	0.39	2198-H015-ERSx
MPAI-A3300CM3	188 (7.3)							
MPAI-A3450CM3	559 (22)		2002 (450)	1588 (357)	14.14	4003 (900)		
MPAI-A3150EM3	376 (15)							
MPAI-A3300EM3								
MPAI-A4150CM3	279 (11)	10.89	7784 (1750)	6179 (1389)	17.07	8896 (2000)	0.43	2198-H025-ERSx
MPAI-A4300CM3	245 (9.5)							
MPAI-A4450CM3	559 (22)		3892 (875)	3092 (695)	27.44	7784 (1750)		
MPAI-A4150EM3	491 (19)							
MPAI-A4300EM3								
MPAI-A4450EM3								
MPAI-A5xxxCM3	200 (7.8)	13.25	13,123 (2950)	10,415 (2341)	16.70	13,345 (3000)	0.55	2198-H040-ERSx
MPAI-A5xxxEM3	400 (15.6)		6562 (1475)	5208 (1171)	33.40	13,122 (2950)		

Performance Specifications for (roller screw cylinders) and Kinetix 5500 (200V-class operation) Drives

Electric Cylinder Cat. No.	Maximum Speed mm/s (in/s)	System Continuous Stall Current A 0-pk	System Continuous Stall Force N (lb)		System Peak Stall Current A 0-pk	System Peak Stall Force N (lb)	Motor Output Power Rating kW	Kinetix 5500 Drives (240V AC input)
			25 °C (77 °F)	40 °C (104 °F)				
MPAI-A3076RM1	305 (12)	2.87	1557 (350)	1237 (278)	8.90	4862 (1093)	0.27	2198-H008-ERSx
MPAI-A3076SM1	610 (24)		778 (175)	618 (139)		2431 (547)		
MPAI-A3150RM3	279 (11)	5.61	3781 (850)	3003 (675)	14.14	7562 (1700)	0.39	2198-H015-ERSx
MPAI-A3300RM3	176 (6.9)							
MPAI-A3450RM3	559 (22)		1891 (425)	1499 (337)		3781 (850)		
MPAI-A3150SM3	353 (14)							
MPAI-A3300SM3								
MPAI-A4150RM3	279 (11)	10.89	7340 (1650)	5827 (1310)	27.44	14,679 (3300)	0.43	2198-H025-ERSx
MPAI-A4300RM3	196 (7.6)							
MPAI-A4450RM3	559 (22)		3670 (825)	2914 (655)		7340 (1650)		
MPAI-A4150SM3	393 (15)							
MPAI-A4300SM3								
MPAI-A4450SM3								

Performance specification data and curves reflect nominal system performance of a typical system with motor at 40 °C (104 °F) and drive at 40 °C (104 °F) ambient temperature and rated line voltage. For additional information on ambient temperature and line conditions, refer to Motion Analyzer.

Performance Specifications for (ballscrew cylinders) and Kinetix 5500 (400V-class operation) Drives

Electric Cylinder Cat. No.	Maximum Speed mm/s (in/s)	System Continuous Stall Current A 0-pk	System Continuous Stall Force N (lb)		System Peak Stall Current A 0-pk	System Peak Stall Force N (lb)	Motor Output Power Rating kW	Kinetix 5500 Drives (480V AC input)	
			25 °C (77 °F)	40 °C (104 °F)					
MPAI-B2076CV1	305 (12)	0.90	890 (200)	706 (159)	2.30	1446 (325)	0.22	2198-H003-ERSx	
MPAI-B2150CV3		1.29	1446 (325)	1147 (258)	3.25		0.25		
MPAI-B2300CV3									
MPAI-B3076CM1	305 (12)	1.35	1624 (365)	1290 (290)	4.57	4448 (1000)	0.27	2198-H008-ERSx	
MPAI-B3076EM1	610 (24)		814 (183)	645 (145)		2570 (578)			
MPAI-B3150CM3	279 (11)	2.81	4003 (900)	3176 (714)	4.30	4448 (1000)	0.39	2198-H008-ERSx	
MPAI-B3300CM3	188 (7.3)								
MPAI-B3150EM3	559 (22)		2002 (450)	1588 (357)	7.07	4003 (900)			2198-H008-ERSx
MPAI-B3300EM3	376 (15)								
MPAI-B3450EM3									
MPAI-B4150CM3	279 (11)	5.61	7784 (1750)	6179 (1389)	8.68	8896 (2000)	0.43	2198-H015-ERSx	
MPAI-B4300CM3	245 (9.5)								
MPAI-B4450CM3	559 (22)		3892 (875)	3092 (695)	14.14	7784 (1750)			2198-H015-ERSx
MPAI-B4300EM3	491 (19)								
MPAI-B4450EM3									
MPAI-B5xxxCM3	200 (7.8)	6.62	13,123 (2950)	10,415 (2341)	8.48	13,345 (3000)	0.55	2198-H015-ERSx	
MPAI-B5xxxEM3	400 (15.6)		6562 (1475)	5208 (1171)	16.70	13,122 (2950)			

Performance specification data and curves reflect nominal system performance of a typical system with motor at 40 °C (104 °F) and drive at 40 °C (104 °F) ambient temperature and rated line voltage. For additional information on ambient temperature and line conditions, refer to Motion Analyzer.

Performance Specifications for (roller screw cylinders) and Kinetix 5500 (400V-class operation) Drives

Electric Cylinder Cat. No.	Maximum Speed mm/s (in/s)	System Continuous Stall Current A 0-pk	System Continuous Stall Force N (lb)		System Peak Stall Current A 0-pk	System Peak Stall Force N (lb)	Motor Output Power Rating kW	Kinetix 5500 Drives (480V AC input)
			25 °C (77 °F)	40 °C (104 °F)				
MPAI-B3076RM1	305 (12)	1.45	1557 (350)	1237 (278)	4.57	4862 (1093)	0.27	2198-H008-ERSx
MPAI-B3076SM1	610 (24)		778 (175)	618 (139)		2431 (547)		
MPAI-B3150RM3	279 (11)	2.81	3781 (850)	3003 (675)	7.07	7562 (1700)	0.39	2198-H008-ERSx
MPAI-B3300RM3	176 (6.9)							
MPAI-B3150SM3	559 (22)		1891 (425)	1499 (337)	3781 (850)			
MPAI-B3300SM3	353 (14)							
MPAI-B3450SM3								
MPAI-B4150RM3	279 (11)	5.61	7340 (1650)	5827 (1310)	14.14	14,679 (3300)	0.43	2198-H015-ERSx
MPAI-B4300RM3	196 (7.6)							
MPAI-B4450RM3	559 (22)		3670 (825)	2914 (655)	7340 (1650)			
MPAI-B4300SM3	393 (15)							
MPAI-B4450SM3								

Performance specification data and curves reflect nominal system performance of a typical system with motor at 40 °C (104 °F) and drive at 40 °C (104 °F) ambient temperature and rated line voltage. For additional information on ambient temperature and line conditions, refer to Motion Analyzer.

Kinetix 5300 Single-axis EtherNet/IP Servo Drives



The Kinetix 5300 servo drives support integrated motion on the EtherNet/IP network. By using the Studio 5000 Logix Designer application and Logix 5000 controllers with motion EtherNet/IP capability, this cost-effective motion solution delivers high performance and scalability with Kinetix TLP servo motors that are matched to drive ratings for optimized system sizing. In addition, Kinetix 5300 drives also accept high-resolution and incremental feedback types that are required for many of the other Allen-Bradley rotary and linear products. The drive comes with standard inputs, hardwired Safe Torque Off, and dual-port EtherNet/IP for various network topologies.

Kinetix 5300 Servo Drive Features

- High performance in a smaller footprint and optimized power density
- CIP Security communication that helps to provide a secure data transport across the EtherNet/IP network
- Single-axis operation for low-cost simplicity
- Zero-stack feature makes efficient use of panel space for installations with multiple drives
 - 24V DC shared-bus drive configurations
- Integrated motion on the EtherNet/IP network
- TÜV Rheinland certified, PL d, category 3, SIL 2
 - Hardwired Safe Torque Off (STO) standard, without additional parts or wiring
- Versatile AC input voltage range:
 - 85...132V rms, single-phase (110V nom)
 - 170...253V rms, single-phase (230V nom)
 - 170...253V rms, three-phase (230V nom)
 - 342...528V rms, three-phase (480V nom)
- Kinetix TLP motor winding options that match the drive ratings for optimized system sizing
 - 0.05...7.5 kW continuous output power
 - 0.7...47.7 A rms, continuous output current (inverter)
- Support for Hiperface, Nikon 24-bit serial, Tamagawa 17-bit serial, and incremental encoder feedback from Allen-Bradley servo motors
 - Accepts Hiperface multi-turn and single-turn encoder feedback from Kinetix MP servo motors and actuators
 - Accepts Nikon 24-bit high-resolution serial encoder feedback from Kinetix TLP servo motors
 - Accepts Digital AqB with UVW from Kinetix MPL and Kinetix TLY servo motors with incremental (-H) encoders
 - Accepts Tamagawa 17-bit high-resolution serial from Kinetix TL/TLY (-B) servo motors
- Support for LDAT-Series linear thrusters and LDC/LDL-Series linear motors
- Accepts load and master feedback from incremental (TTL) encoders
- Helps control system resonance with auto tuning features
- Support for 3rd party open-loop frequency control and closed-loop control of induction motors

To compare drive features across drive families, refer to [Servo Drives](#) beginning on [page 30](#).

Kinetix 5300 Servo Drive Components

Kinetix 5300 servo drive systems consist of these required components:

- 2198-Cxxxx-ERS servo drive
- Kinetix TLP servo motor
 - Use 2090-CTFB-MxDD cable with (drive-end) connector
- Kinetix MPL, MPM, MPF, or MPS servo motor
 - Use 2090-CPxM7DF power/brake cable with (drive-end) flying-leads
 - Use 2090-CFBM7DD feedback cable with (drive-end) connector or 2090-CFBM7DF flying-lead feedback cables with 2198-K53CK-D15M feedback connector kit
- Kinetix TLY servo motor
 - Use 2090-CPxM6DF power/brake cable with (drive-end) flying-leads
 - Use 2090-CFBM6DD feedback cable with (drive-end) connector or 2090-CFBM6DF flying-lead feedback cables with 2198-K53CK-D15M feedback connector kit
- Kinetix MP linear actuators, LDAT-Series linear thrusters, and LDC/LDL-Series linear motors
 - Use 2090-CPxM7DF power/brake cables and 2090-CFBM7DF feedback cables with the 2198-K53CK-D15M feedback connector kit
- Induction motor open-loop frequency control and closed-loop control of induction motor
- One 1606-XLxxx 24V power supply for control and motor brake power
- 1585J-M8CBJM-x (shielded) Ethernet cable

Kinetix 5300 servo drive systems can also include any of these optional components:

- One 2198-DBxxx-F AC line filter
- One 2097-Rx or 2198-Rxxx shunt resistor
- Bulletin 2198 (24V) shared-bus connector kits

For detailed Kinetix 5300 drive system requirements, refer to the Kinetix 5300 Drive Systems Design Guide, publication [KNX-RM012](#).

Kinetix 5300 Servo Drive Selection

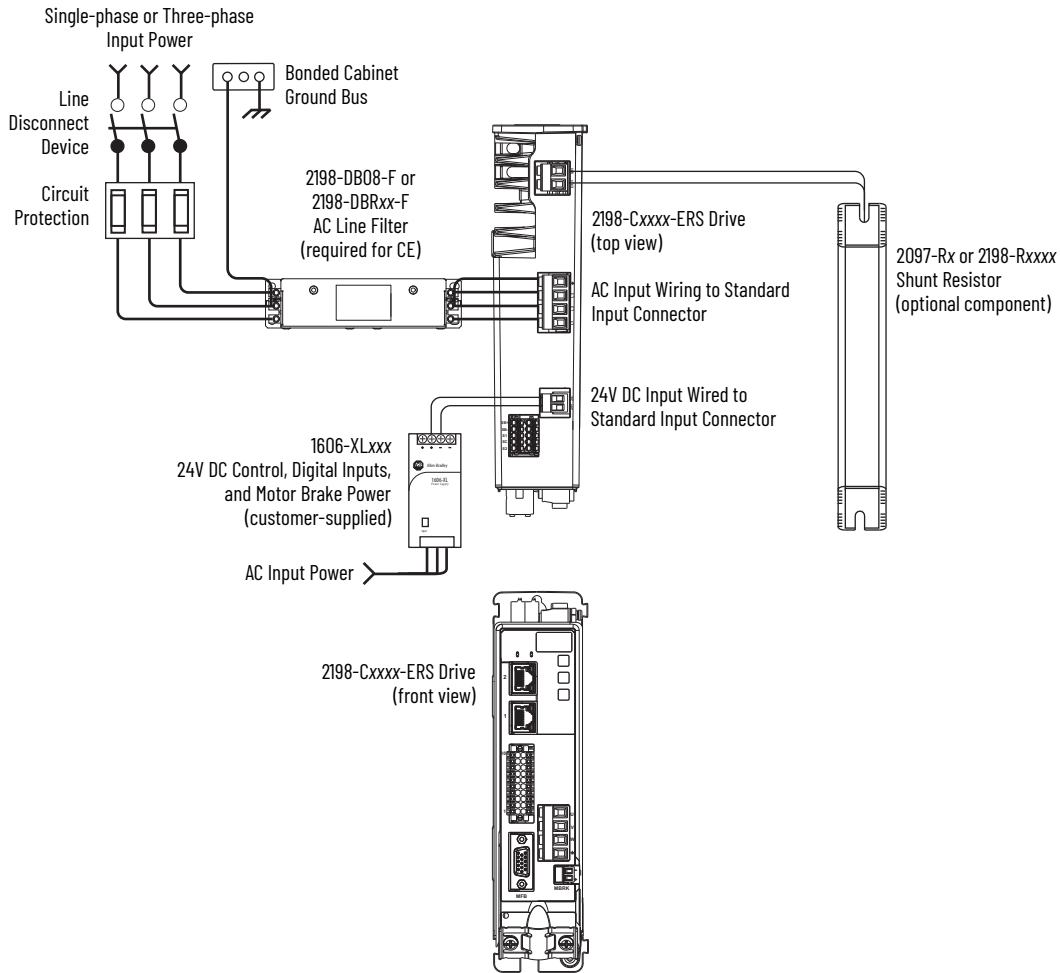
Drive Cat. No.	Frame Size	Input Voltage	Continuous Output Power kW	Continuous Output Current A (rms)	Peak Output Current A (rms)	Features	
2198-C1004-ERS	1	85...132V rms single-phase 170...253V rms single-phase 170...253V rms three-phase	0.22 0.46 0.72	2.8	6.6 9.5 9.5	<ul style="list-style-type: none"> • Studio 5000 Logix Designer to configure and program application • Designed for optimum performance with Kinetix TLP servo motors • Integrated motion over the EtherNet/IP network • Hardwired safe torque-off 	
2198-C1007-ERS	1		0.36 0.76 1.18	4.6	9.7 15.5 15.5		
2198-C1015-ERS	2		0.67 1.41 2.18	8.5	12.2 20.5 29.2		
2198-C1020-ERS	2		0.97 2.02 3.13	12.2	25.0 40.6 40.6		
2198-C2030-ERS	2		170...253V rms three-phase	5.02	19.6		61.0
2198-C2055-ERS	3			10.30	40.2		108.0
2198-C2075-ERS	3			12.22	47.7		127.5
2198-C4004-ERS	1		342...528V rms three-phase	0.86	1.6		5.3
2198-C4007-ERS	1			1.55	2.9		9.3
2198-C4015-ERS	2			2.78	5.2		18.0
2198-C4020-ERS	2	3.90		7.3	23.8		
2198-C4030-ERS	2	6.25		11.7	34.1		
2198-C4055-ERS	3	12.08		22.6	58.5		
2198-C4075-ERS	3	14.70		27.5	73.5		

For Kinetix 5300 drive specifications not included in this publication, refer to the Kinetix Servo Drives Technical Data, publication [KNX-TD003](#).

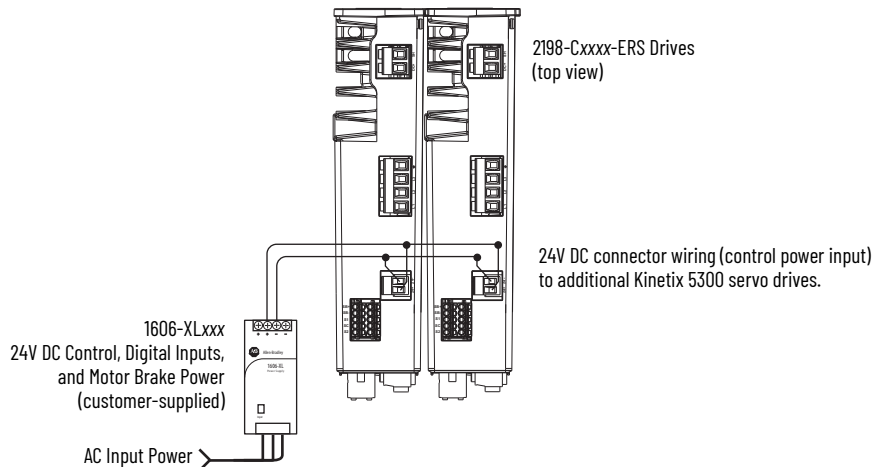
Typical Hardware Configurations

These typical hardware configurations illustrate the use of servo drives, motors, and motion accessories available for Kinetix 5300 drive systems.

Kinetix 5300 Standalone Installation



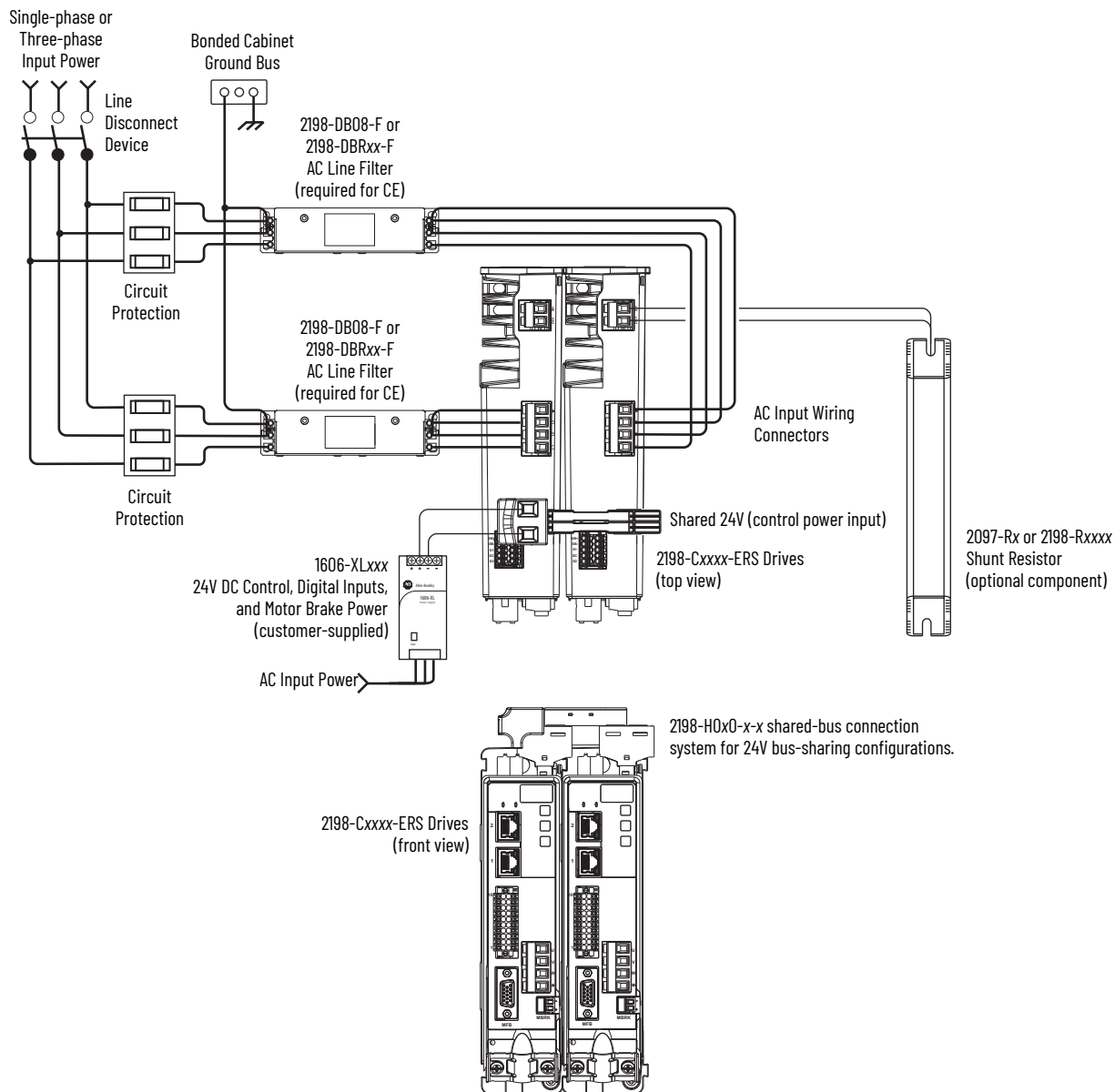
Kinetix 5300 Installation without 24V Shared-bus Connectors



In this example, two drives are shown with input power to the standard input connectors and control power input by using 24V shared-bus connectors.

With two or more drives in the drive configuration, each drive requires AC input power and line filter.

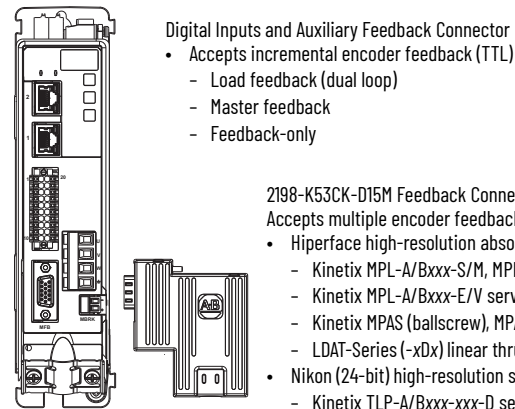
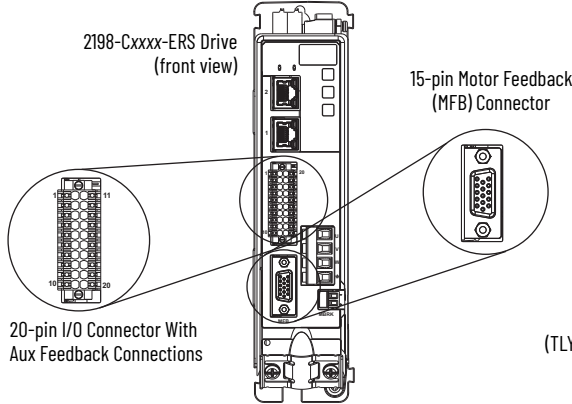
Kinetix 5300 Installation with 24V Shared-bus Connectors



Motor and Auxiliary Feedback Configurations

Feedback connections are made at the 15-pin motor feedback (MFB) connector and auxiliary feedback connector. These examples list the feedback types and illustrate the use of compatible rotary motors and linear products with motor cables and the 2198-K53CK-D15M connector kit.

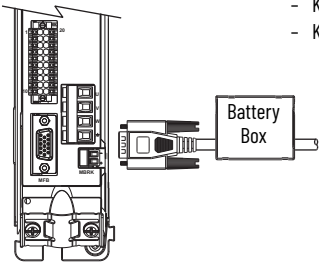
Feedback Configuration Examples



2198-K53CK-D15M Feedback Connector Kit

Accepts multiple encoder feedback types and provides battery-backup for multi-turn position data:

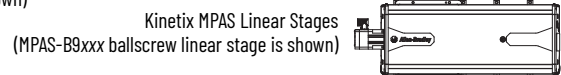
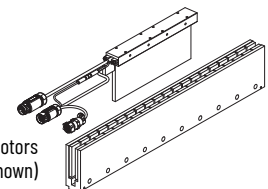
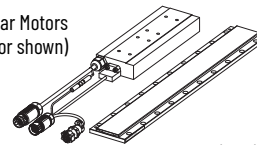
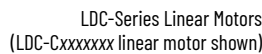
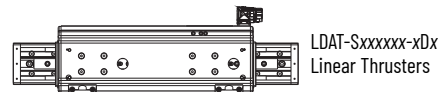
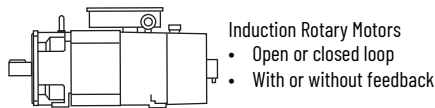



- HiPerface high-resolution absolute multi-turn and single-turn for:
 - Kinetix MPL-A/Bxxx-S/M, MPM-A/Bxxx-S/M, MPF-A/Bxxx-S/M, MPS-A/Bxxx-S/M servo motors
 - Kinetix MPL-A/Bxxx-E/V servo motors
 - Kinetix MPAS (ballscrew), MPAR, MPAI linear actuators
 - LDAT-Series (-xDx) linear thrusters
- Nikon (24-bit) high-resolution serial encoder
 - Kinetix TLP-A/Bxxx-xxx-D servo motors
- Tamagawa (17-bit) high-resolution serial encoder
 - Kinetix TL-AxxxP-B servo motors
 - Kinetix TLY-AxxxP-B servo motors
- Generic sin/cos or digital AqB with UVW incremental encoders
 - MPL-A/B15xxx-H, MPL-A/B2xxx-H, MPL-A/B3xxx-H, MPL-A/B4xxx-H, MPL-A/B45xxx-H rotary motors
 - Kinetix TLY-Axxxx-H servo motors
 - LDAT-Series (-xBx) linear thrusters
 - LDC-Series and LDL-Series linear motors
 - Kinetix MPAS (direct drive)
- Support for 3rd party closed-loop control of Induction motors



2090-CTFB-MxDD Feedback Cable

Provides battery-backup for multi-turn position data:

- Nikon (24-bit) high-resolution serial encoder
 - Kinetix TLP-A/Bxxx-xxx-D servo motors



Typical Communication Configurations

The Kinetix 5300 drives support any Ethernet topology including linear, ring, and star by using ControlLogix or CompactLogix controllers.

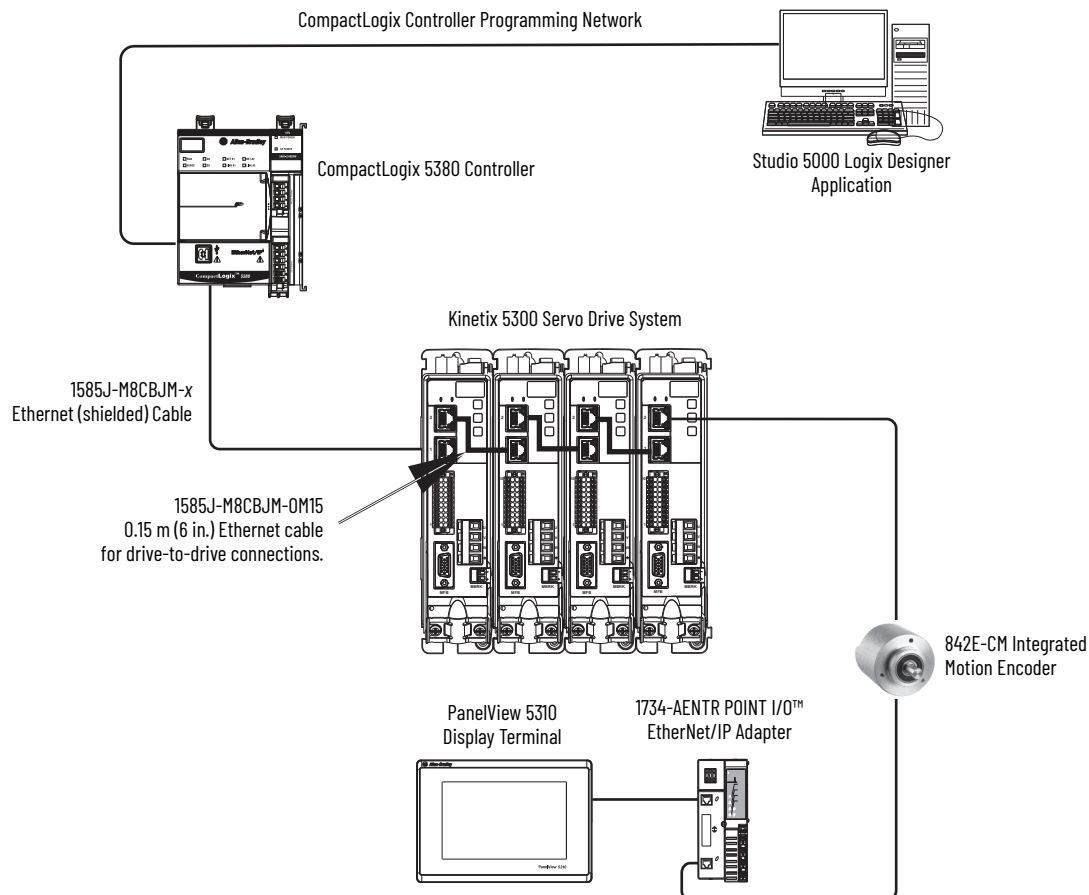
These examples feature the CompactLogix 5380 programmable automation controllers (Bulletin 5069) that are part of the Logix 5000 family of controllers. The applications range from standalone systems to more complex systems with devices that are connected to the controller via an EtherNet/IP™ network.

Refer to CompactLogix 5380, Compact GuardLogix 5380, and CompactLogix 5480 Controller Specifications Technical Data, publication [5069-TD002](#), for more information on CompactLogix 5380 controllers.

Linear Topology

In this example, all devices are connected in linear topology. The Kinetix 5300 drives include dual-port connectivity, however, if any device becomes disconnected, all devices downstream of that device lose communication. Devices without dual ports must include the 1783-ETAP module or be connected at the end of the line.

Kinetix 5300 Linear Communication Installation

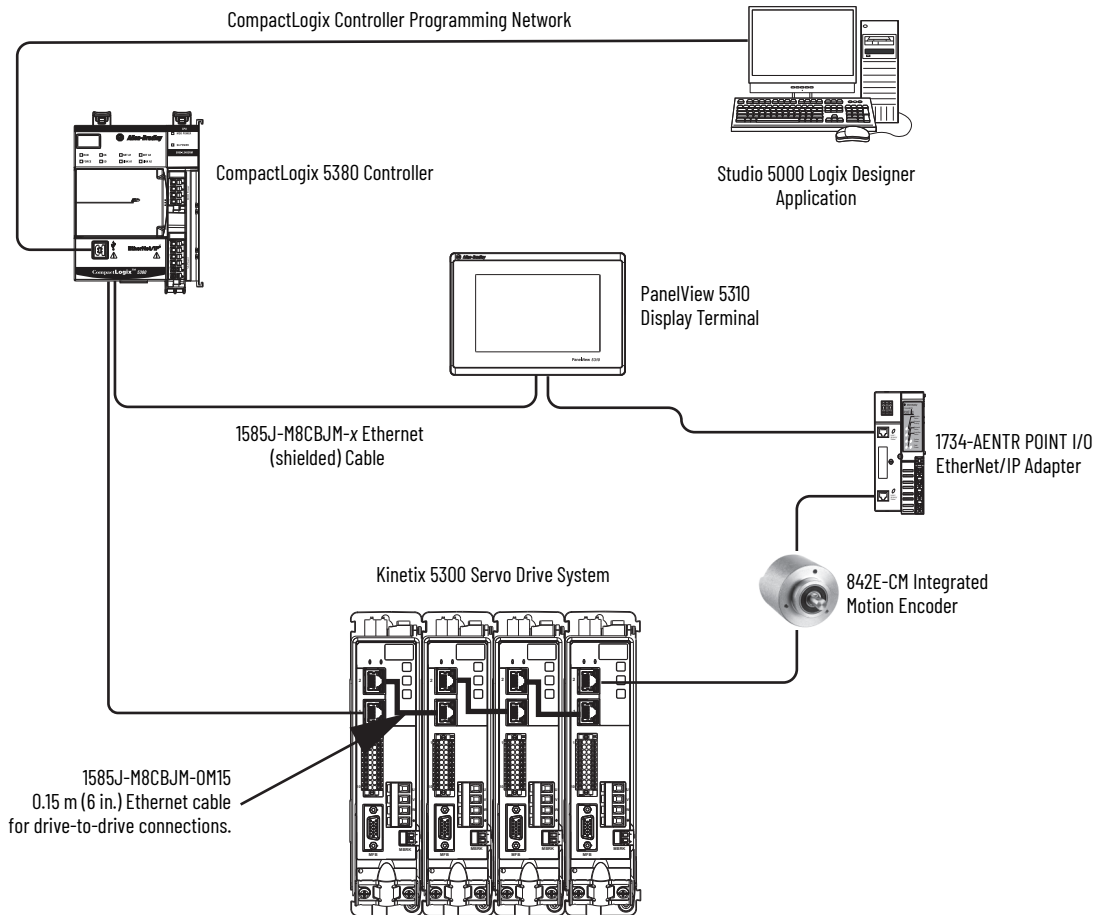


Ring Topology

In this example, the devices are connected by using ring topology. If only one device in the ring is disconnected, the rest of the devices continue to communicate. For ring topology to work correctly, a device level ring (DLR) supervisor is required (for example, the CompactLogix controller). DLR is an ODVA standard. For more information, refer to the EtherNet/IP Embedded Switch Technology Application Guide, publication [ENET-AP005](#).

Devices without dual ports require a 1783-ETAP module to complete the network ring.

Kinetix 5300 Ring Communication Installation

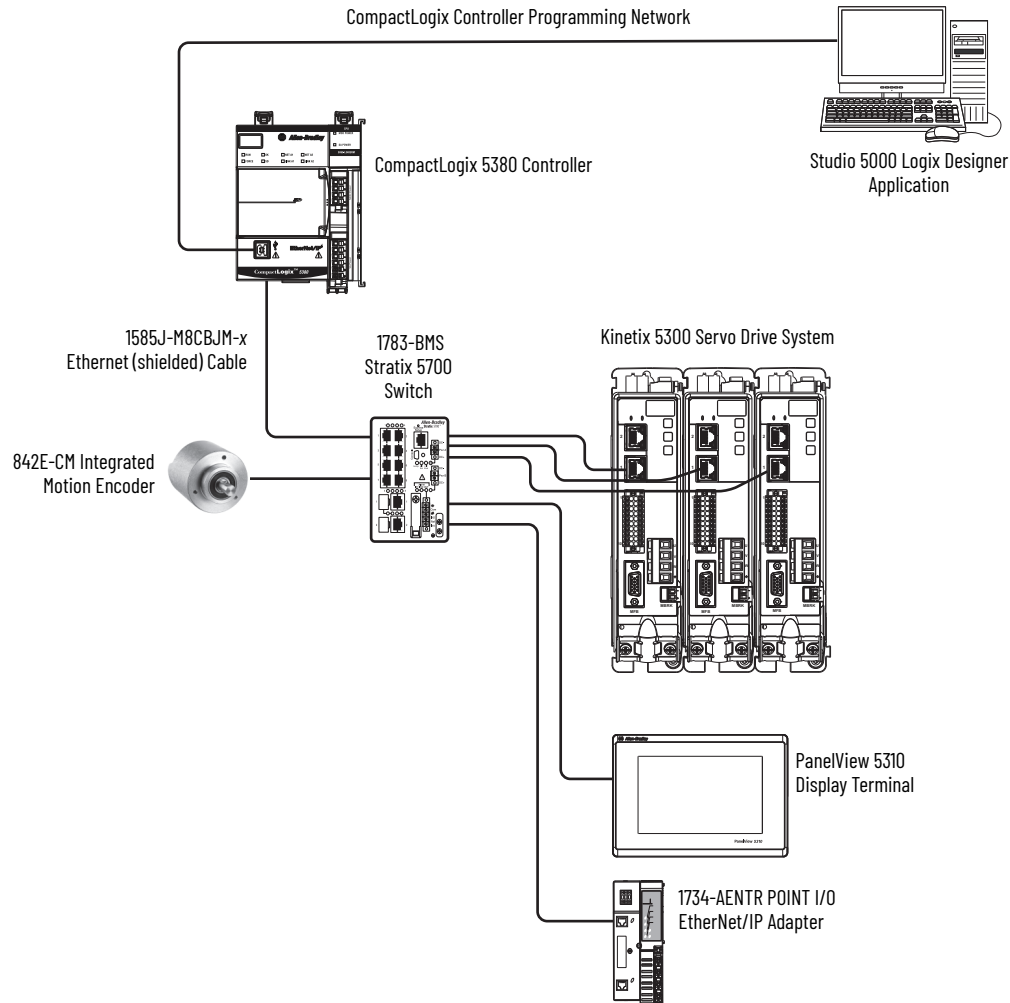


Star Topology

In this example, the devices are connected by using star topology. Each device is connected directly to the switch.

Kinetix 5300 drives have dual ports, but in star topology all drives are connected to the switch, so the drives and other devices operate independently. The loss of one device does not impact the operation of other devices.

Kinetix 5300 Star Communication Installation

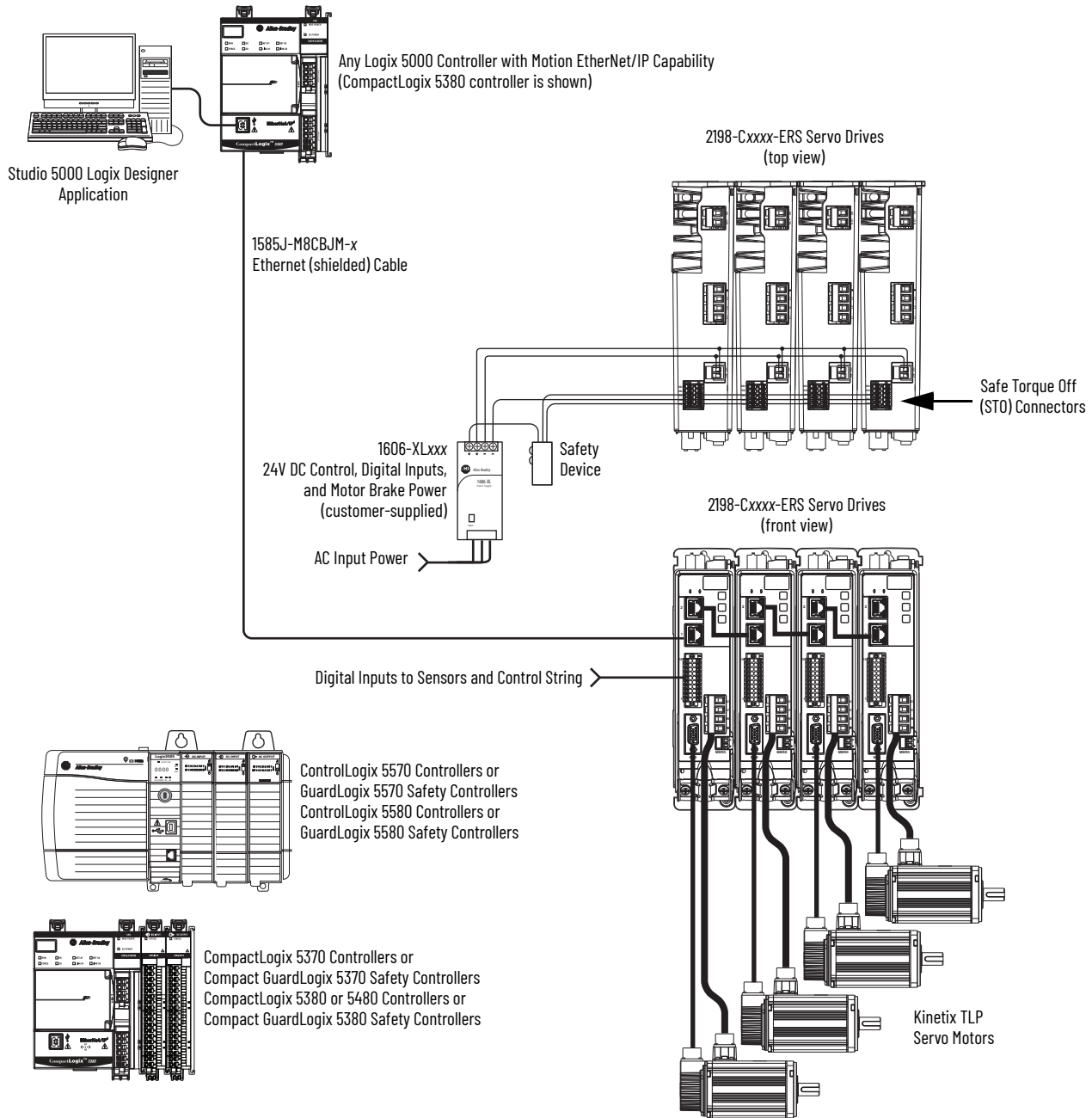


You can use the 842E-CM integrated motion encoder for applications requiring an external encoder for gearing or camming to the Kinetix 5300 drive. By providing auxiliary feedback directly through the EtherNet/IP network, the 842E-CM encoder helps eliminate the need for point-to-point wiring while letting customers use the encoder in a variety of network topologies. For more information, see the 842E-CM Integrated Motion on EtherNet/IP Product Profile, publication [842ECM-PP001](#).

Safe Torque-off Configuration

The 2198-Cxxxx-ERS drives use the Safe Torque Off (STO) connector for wiring external safety devices and cascading hardwired safety connections from one drive to another.

Safe Torque Off (hardwired) Configuration



Rotary Motion Performance Specifications

These rotary motor families are compatible with Kinetix 5300 servo drives.

Rotary Motor Family	Page
Kinetix TLP multi-purpose servo motors	121
Kinetix MPL low-inertia servo motors	122
Kinetix MPM medium-inertia servo motors	123
Kinetix MPF food-grade servo motors	124
Kinetix MPS stainless-steel servo motors	125
Kinetix TLY compact servo motors	125
Kinetix TL compact servo motors	126

For Kinetix 5300 drive system combinations that include cable catalog number selection and speed/torque curves, refer to the Kinetix 5300 Drive Systems Design Guide, publication [KNX-RM012](#).

IMPORTANT These system combinations do not include all possible motor/drive combinations. Refer to Motion Analyzer to verify compatibility. To access Motion Analyzer, go to: <https://motionanalyzer.rockwellautomation.com>.

Kinetix TLP Motor Performance Specifications with Kinetix 5300 Drives

Performance Specifications with Kinetix 5300 (200V-class) Drives

Rotary Motor Cat. No.	Rated Speed rpm	Maximum Speed rpm	System Continuous Stall Current A rms	System Continuous Stall Torque N·m (lb·in)	System Peak Stall Current A rms	System Peak Stall Torque N·m (lb·in)	Motor Rated Output kW (Hp)	Kinetix 5300 Drives (230V AC input)
TLP-A046-005	3000	6000	0.70	0.16 (1.42)	2.286	0.447 (3.96)	0.05 (0.067)	2198-C1004-ERS
TLP-A046-010	3000	6000	0.96	0.32 (2.83)	3.370	1.034 (9.15)	0.10 (0.134)	2198-C1004-ERS
TLP-A070-020	3000	6000	1.65	0.64 (5.66)	5.500	2.160 (19.12)	0.20 (0.268)	2198-C1004-ERS
TLP-A070-040	3000	6000	2.70	1.27 (11.2)	9.500	4.275 (37.84)	0.40 (0.536)	2198-C1004-ERS
TLP-A090-075	3000	6000	4.50	2.39 (21.2)	15.41	7.505 (66.42)	0.75 (1.005)	2198-C1007-ERS
TLP-A100-100	3000	3000	4.31	3.18 (28.2)	12.37	8.740 (77.36)	1.0 (1.34)	2198-C1015-ERS
TLP-A115-100	3000	5000	7.45	3.18 (28.2)	23.70	8.455 (74.83)	1.0 (1.34)	2198-C1015-ERS ⁽¹⁾
TLP-A115-200	3000	5000	12.20	6.22 (55.1)	40.58	17.48 (154.7)	1.95 (2.61)	2198-C1020-ERS
			12.50	6.37 (56.4)			2.0 (2.68)	2198-C2030-ERS
TLP-A145-050	2000	3000	3.26	2.39 (21.6)	9.180	6.81 (60.27)	0.50 (0.670)	2198-C1007-ERS
TLP-A145-090	1000	2000	8.12	8.59 (76.0)	21.80	20.52 (181.6)	0.90 (1.206)	2198-C1015-ERS ⁽¹⁾
TLP-A145-100	2000	3000	6.11	4.77 (42.2)	19.73	13.30 (117.7)	1.0 (1.34)	2198-C1015-ERS
TLP-A145-150	2000	3000	8.50	6.92 (61.2)	29.13	19.66 (174.0)	1.45 (1.94)	2198-C1015-ERS ⁽¹⁾
			8.80	7.16 (63.4)			1.5 (2.01)	2198-C1020-ERS
TLP-A145-250	3000	4500	15.32	7.96 (70.5)	55.95	24.51 (216.9)	2.5 (3.35)	2198-C2030-ERS
TLP-A200-200	2000	3000	12.20	9.50 (84.1)	33.66	21.85 (193.4)	1.98 (2.65)	2198-C1020-ERS
			12.30	9.55 (84.3)			2.0 (2.68)	2198-C2030-ERS
TLP-A200-300	1500	2500	19.60	18.49 (163.7)	57.50	47.03 (416.3)	2.90 (3.89)	2198-C2030-ERS
			20.25	19.10 (169.1)			3.0 (4.02)	2198-C2055-ERS
TLP-A200-350	2000	3000	22.16	16.71 (147.9)	65.40	43.23 (382.6)	3.5 (4.69)	2198-C2055-ERS
TLP-A200-450	1500	3000	37.07	28.65 (253.6)	91.40	64.04 (566.8)	4.5 (6.03)	2198-C2055-ERS
TLP-A200-550	1500	3000	40.20	34.22 (302.9)	108.0	79.96 (707.7)	5.38 (7.21)	2198-C2055-ERS
			41.13	35.01 (309.9)			5.5 (7.37)	2198-C2075-ERS
TLP-A200-750	1500	2500	47.70	45.72 (404.6)	127.5	104.30 (923.1)	7.18 (9.63)	2198-C2075-ERS

(1) Rated peak stall-torque is specified with three-phase operation. To achieve rated peak stall-torque performance with single-phase operation, use catalog number 2198-C1020-ERS.

Performance specification data and curves reflect nominal system performance of a typical system with the motor at 40 °C (104 °F) and the drive at 50 °C (122 °F) ambient temperature, and rated line voltage. For additional information on ambient temperature and line conditions, refer to Motion Analyzer.

Performance Specifications with Kinetix 5300 (400V-class) Drives

Rotary Motor Cat. No.	Rated Speed rpm	Maximum Speed rpm	System Continuous Stall Current A rms	System Continuous Stall Torque N·m (lb·in)	System Peak Stall Current A rms	System Peak Stall Torque N·m (lb·in)	Motor Rated Output kW (Hp)	Kinetix 5300 Drives (380/480V AC input)
TLP-B070-040	3000	6000	1.47	1.27 (11.2)	5.30	4.25 (37.6)	0.40 (0.54)	2198-C4004-ERS
TLP-B090-075	3000	6000	2.90	2.32 (20.5)	9.30	6.90 (61.1)	0.73 (0.98)	2198-C4007-ERS
			2.99	2.39 (21.2)	10.85	8.05 (71.2)	0.75 (1.01)	2198-C4015-ERS
TLP-B115-100	3000	5000	4.30	3.18 (28.1)	15.11	9.34 (82.6)	1.0 (1.34)	2198-C4015-ERS
TLP-B115-200	3000	5000	7.0	6.37 (56.4)	23.80	17.90 (158.4)	2.0 (2.68)	2198-C4020-ERS
					25.40	19.10 (169.0)		2198-C4030-ERS
TLP-B145-050	2000	3000	1.89	2.39 (21.2)	5.49	6.93 (61.3)	0.50 (0.67)	2198-C4007-ERS
TLP-B145-100	2000	3000	3.54	4.77 (42.4)	12.29	13.03 (115.3)	1.0 (1.34)	2198-C4015-ERS
TLP-B145-150	2000	3000	5.20	7.16 (63.4)	18.00	20.16 (178.4)	1.5 (2.01)	2198-C4015-ERS
					18.34	20.54 (181.8)		2198-C4020-ERS
TLP-B145-200	2000	3000	6.85	9.55 (84.5)	21.35	24.40 (216.0)	2.0 (2.68)	2198-C4020-ERS
TLP-B145-250	3000	4500	8.60	7.96 (70.5)	33.40	26.30 (232.8)	2.5 (3.35)	2198-C4030-ERS
TLP-B200-300	1500	2500	11.65	19.1 (169.0)	34.10	47.8 (423.0)	3.0 (4.02)	2198-C4030-ERS
TLP-B200-450	1500	3000	21.18	28.7 (254.0)	58.41	67.6 (598.0)	4.5 (6.03)	2198-C4055-ERS
TLP-B200-550	1500	3000	22.60	33.49 (296.4)	58.50	73.6 (651.4)	5.3 (7.05)	2198-C4055-ERS
			23.62	35.0 (310.0)	66.60	83.8 (742.0)	5.5 (7.38)	2198-C4075-ERS
TLP-B200-750	1500	2500	27.50	45.4 (401.6)	70.0	101.3 (896.0)	7.1 (9.57)	2198-C4075-ERS

Performance specification data and curves reflect nominal system performance of a typical system with the motor at 40 °C (104 °F) and the drive at 50 °C (122 °F) ambient temperature, and rated line voltage. For additional information on ambient temperature and line conditions, refer to Motion Analyzer.

Kinetix MPL Motor Performance Specifications with Kinetix 5300 Drives

Performance Specifications with Kinetix 5300 (200V-class) Drives

Rotary Motor Cat. No.	Rated Speed rpm	Maximum Speed rpm	System Continuous Stall Current A 0-pk	System Continuous Stall Torque N·m (lb·in)	System Peak Stall Current A 0-pk	System Peak Stall Torque N·m (lb·in)	Motor Rated Output kW	Kinetix 5300 (230V AC input)
MPL-A1510V	8000	8000	1.05	0.26 (2.3)	3.40	0.77 (6.8)	0.16	2198-C1004-ERS
MPL-A1520U	7000	7000	1.80	0.49 (4.3)	6.10	1.58 (13.9)	0.27	2198-C1004-ERS
MPL-A1530U	7000	7000	2.82	0.90 (8.0)	10.1	2.82 (24.9)	0.39	2198-C1004-ERS
MPL-A210V	8000	8000	3.09	0.55 (4.8)	10.2	1.52 (13.4)	0.37	2198-C1004-ERS
MPL-A220T	6000	6000	4.54	1.61 (14.2)	15.5	4.74 (41.9)	0.62	2198-C1007-ERS
MPL-A230P	5000	5000	5.40	2.10 (18.6)	21.9	7.8 (69.0)	0.86	2198-C1007-ERS
					23.0	8.2 (73.0)		2198-C1015-ERS
MPL-A310F	3000	3000	3.20	1.58 (14.0)	9.19	3.61 (31.9)	0.46	2198-C1004-ERS
MPL-A310P	5000	5000	4.85	1.58 (14.0)	14.0	3.61 (31.9)	0.73	2198-C1007-ERS
MPL-A320H	3500	3500	6.10	3.05 (27.0)	19.3	7.91 (70.0)	1.0	2198-C1007-ERS
MPL-A320P	5000	5000	9.00	3.05 (27.0)	29.5	7.91 (70.0)	1.3	2198-C1015-ERS ⁽¹⁾
MPL-A330P	5000	5000	12.0	4.18 (37.0)	38.0	11.1 (98.2)	1.8	2198-C1015-ERS ⁽¹⁾
MPL-A420P	5000	5000	12.7	4.79 (42.3)	46.0	13.5 (120)	2.0	2198-C1020-ERS
MPL-A430H	3500	3500	12.2	6.21 (55.0)	45.0	19.8 (175)	1.8	2198-C1020-ERS
MPL-A430P	5000	5000	16.80	5.99 (52.9)	67.0	19.8 (175)	2.2	2198-C2030-ERS
MPL-A4530F	2800	2800	13.40	8.36 (74.0)	42.0	20.3 (179)	1.9	2198-C1020-ERS
MPL-A4530K	4000	4000	19.50	8.13 (71.9)	62.0	20.3 (179)	2.5	2198-C2030-ERS
MPL-A4540C	1500	1500	9.40	10.30 (91.1)	29.0	27.1 (239)	1.5	2198-C1015-ERS ⁽¹⁾
MPL-A4540F	3000	3000	18.40	10.19 (90.1)	57.39	27.1 (239)	2.6	2198-C1020-ERS
MPL-A4560F	3000	3000	22.0	14.1 (125)	66.0	34.4 (305)	3.0	2198-C2030-ERS
MPL-A520K	4000	4000	23.0	10.77 (95.2)	65.0	24.3 (215)	3.5	2198-C2030-ERS
MPL-A540K	4000	4000	41.5	19.42 (171)	120.0	48.6 (430)	5.5	2198-C2055-ERS
MPL-A560F	3000	3000	42.0	27.39 (242)	120.0	61.0 (540)	5.3	2198-C2055-ERS

(1) Rated peak stall-torque is specified with three-phase operation. To achieve rated peak stall-torque performance with single-phase operation, use catalog number 2198-C1020-ERS.

Performance specification data and curves reflect nominal system performance of a typical system with the motor at 40 °C (104 °F) and the drive at 50 °C (122 °F) ambient temperature, and rated line voltage. For additional information on ambient temperature and line conditions, refer to Motion Analyzer.

Performance Specifications with Kinetix 5300 (400V-class) Drives

Rotary Motor Cat. No.	Rated Speed rpm	Maximum Speed rpm	System Continuous Stall Current A 0-pk	System Continuous Stall Torque N·m (lb·in)	System Peak Stall Current A 0-pk	System Peak Stall Torque N·m (lb·in)	Motor Rated Output kW	Kinetix 5300 (480V AC input)
MPL-B1510V	8000	8000	0.95	0.26 (2.3)	3.10	0.77 (6.8)	0.16	2198-C4004-ERS
MPL-B1520U	7000	7000	1.80	0.49 (4.3)	6.10	1.58 (13.9)	0.27	2198-C4004-ERS
MPL-B1530U	7000	7000	2.0	0.90 (8.0)	7.20	2.82 (24.9)	0.39	2198-C4004-ERS
MPL-B210V	8000	8000	1.75	0.55 (4.9)	5.80	1.52 (13.4)	0.37	2198-C4004-ERS
MPL-B220T	6000	6000	3.30	1.61 (14.2)	11.3	4.74 (41.9)	0.62	2198-C4007-ERS
MPL-B230P	5000	5000	2.60	2.10 (18.6)	11.3	8.20 (73.0)	0.86	2198-C4007-ERS
MPL-B310P	5000	5000	2.4	1.6 (14.1)	7.10	3.6 (32.0)	0.77	2198-C4007-ERS
MPL-B320P	5000	5000	4.5	3.10 (27)	14.0	8.2 (72.5)	1.5	2198-C4015-ERS
MPL-B330P	5000	5000	6.1	4.18 (37)	19.0	11.1 (98.2)	1.8	2198-C4015-ERS
MPL-B420P	5000	5000	6.4	4.74 (42)	22.0	13.5 (119)	1.9	2198-C4015-ERS
MPL-B430P	5000	5000	9.2	6.55 (58)	32.0	19.8 (175)	2.2	2198-C4020-ERS
MPL-B4530F	3000	3000	7.0	8.25 (73)	21.0	20.3 (180)	2.1	2198-C4015-ERS
MPL-B4530K	4000	4000	11.0	8.25 (73)	31.0	20.3 (179)	2.6	2198-C4030-ERS
MPL-B4540F	3000	3000	9.1	10.20 (90)	29.0	27.1 (240)	2.6	2198-C4020-ERS
MPL-B4560F	3000	3000	11.8	14.0 (124)	36.0	34.4 (304)	3.2	2198-C4030-ERS
MPL-B520K	3500	4000	11.5	10.7 (95)	33.0	23.2 (205)	3.5	2198-C4030-ERS
MPL-B540D	2000	2000	10.5	19.4 (172)	23.0	41.0 (362)	3.4	2198-C4030-ERS
MPL-B540K	4000	4000	20.5	19.4 (172)	60.0	48.6 (430)	5.4	2198-C4055-ERS
MPL-B560F	3000	3000	20.6	26.8 (237)	68.0	67.8 (600)	5.5	2198-C4055-ERS
MPL-B580F	3000	3000	26.0	34.0 (301)	94.0	87.0 (770)	7.1	2198-C4075-ERS
MPL-B580J	3800	3800	32.0	34.0 (301)	94.0	81.0 (717)	7.9	2198-C4075-ERS
MPL-B640F	2000	3000	32.0	36.6 (324)	65.0	72.3 (640)	6.1	2198-C4055-ERS
			32.1	36.7 (325)				2198-C4075-ERS
MPL-B660F	2000	3000	38.5	48.0 (425)	96.0	101.1 (895)	6.1	2198-C4075-ERS
MPL-B680D	2000	2000	34.0	62.8 (556)	94.0	154.2 (1365)	9.3	2198-C4075-ERS

Performance specification data and curves reflect nominal system performance of a typical system with the motor at 40 °C (104 °F) and the drive at 50 °C (122 °F) ambient temperature, and rated line voltage. For additional information on ambient temperature and line conditions, refer to Motion Analyzer.

Kinetix MPM Motor Performance Specifications with Kinetix 5300 Drives

Performance Specifications with Kinetix 5300 (200V-class) Drives

Rotary Motor Cat. No.	Base Speed rpm	Rated Speed rpm	Maximum Speed rpm	System Continuous Stall Current A 0-pk	System Continuous Stall Torque N·m (lb·in)	System Peak Stall Current A 0-pk	System Peak Stall Torque N·m (lb·in)	Motor Rated Output kW	Kinetix 5300 Drives (230V AC input)
MPM-A1151M	4500	5000	6000	7.65	2.18 (19.3)	30.5	6.6 (58.4)	0.90	2198-C1015-ERS ⁽¹⁾
MPM-A1152F	3000	4000	5000	11.93	4.7 (41.6)	44.8	13.5 (119)	1.40	2198-C1020-ERS
MPM-A1153F	3000	4000	5000	16.18	6.5 (57.5)	64.5	19.8 (175)	1.45	2198-C2030-ERS
MPM-A1302F	3000	4000	4500	17.28	5.99 (53.0)	50.28	13.5 (119)	1.65	2198-C2030-ERS
MPM-A1304F	3000	3500	4000	19.65	9.3 (82.0)	48.39	19.3 (171)	2.20	2198-C2030-ERS
MPM-A1651F	3000	3000	5000	30.96	10.7 (94.7)	73.8	20.5 (181)	2.50	2198-C2055-ERS
MPM-A1652F	3000	3500	4000	33.54	13.5 (119)	103.2	36.0 (319)	4.03	2198-C2055-ERS
MPM-A1653F	3000	3000	4000	42.4	18.6 (165)	119.1	42.0 (372)	5.10	2198-C2055-ERS
MPM-A2152F	3000	2000	4000	58.4	27.0 (239)	125.8	56.0 (495)	5.20	2198-C2075-ERS
MPM-A2153F	3000	2000	3600	59.65	34.0 (301)	120.4	58.0 (513)	5.80	2198-C2075-ERS
MPM-A2154C	1500	1750	2000	58.68	55.0 (487)	127.3	106 (938)	6.50	2198-C2075-ERS
MPM-A2154E	2250	2000	3000	59.67	44.0 (389)	128.2	84.0 (743)	7.00	2198-C2075-ERS

(1) Rated peak stall-torque is specified with three-phase operation. To achieve rated peak stall-torque performance with single-phase operation, use a catalog number 2198-C1020-ERS.

Performance specification data and curves reflect nominal system performance of a typical system with the motor at 40 °C (104 °F) and the drive at 50 °C (122 °F) ambient temperature, and rated line voltage. For additional information on ambient temperature and line conditions, refer to Motion Analyzer.

Performance Specifications with Kinetix 5300 (400V-class) Drives

Rotary Motor Cat. No.	Base Speed rpm	Rated Speed rpm	Maximum Speed rpm	System Continuous Stall Current A 0-pk	System Continuous Stall Torque N·m (lb·in)	System Peak Stall Current A 0-pk	System Peak Stall Torque N·m (lb·in)	Motor Rated Output kW	Kinetix 5300 Drives (480V AC input)
MPM-B1151F	3000	4000	5000	2.71	2.3 (20.3)	9.91	6.6 (58.0)	0.75	2198-C4007-ERS
MPM-B1151T	6000	5000	7000	5.62	2.3 (20.3)	20.53	5.9 (52.2)	0.90	2198-C4015-ERS
MPM-B1152C	1500	2500	3000	3.61	5.0 (44.2)	12.42	13.5 (119)	1.20	2198-C4007-ERS
MPM-B1152F	3000	4000	5200	6.17	5.0 (44.2)	21.19	13.5 (119)	1.40	2198-C4015-ERS
MPM-B1152T	6000	4000	7000	11.02	5.0 (44.2)	37.90	13.5 (119)	1.40	2198-C4030-ERS
MPM-B1153E	2250	3000	3500	6.21	6.5 (57.5)	21.61	19.8 (175)	1.40	2198-C4015-ERS
MPM-B1153F	3000	4000	5500	9.20	6.5 (57.5)	32.0	19.8 (175)	1.40	2198-C4020-ERS
MPM-B1153T	6000	4000	7000	15.95	6.5 (57.5)	55.47	16.5(146)	1.45	2198-C4055-ERS
MPM-B1302F	3000	4000	4500	8.57	6.6 (58.4)	22.12	13.5 (119)	1.65	2198-C4020-ERS
MPM-B1302M	4500	4000	6000	12.57	6.6 (58.4)	32.44	13.5 (119)	1.65	2198-C4030-ERS
MPM-B1302T	6000	4000	7000	16.83	6.7 (59.3)	43.44	13.5 (119)	1.65	2198-C4055-ERS
MPM-B1304C	1500	1870	2750	7.00	10.3 (91.1)	22.30	27.1 (240)	2.00	2198-C4015-ERS
MPM-B1304E	2250	3500	4000	10.75	10.2 (90.3)	34.25	27.1 (240)	2.20	2198-C4030-ERS
MPM-B1304M	4500	3500	6000	19.02	10.4 (92.0)	60.60	27.1 (240)	2.20	2198-C4055-ERS
MPM-B1651C	1500	3000	3500	10.21	11.4 (101)	29.29	23.2 (205)	2.50	2198-C4020-ERS
MPM-B1651F	3000	3000	5000	17.75	11.4 (101)	50.93	23.2 (205)	2.50	2198-C4055-ERS
MPM-B1651M	4500	3000	5000	22.46	11.4 (101)	56.89	23.2 (205)	2.50	2198-C4055-ERS
MPM-B1652C	1500	2500	2500	11.51	16.0 (142)	33.63	40.0 (354)	3.80	2198-C4030-ERS
MPM-B1652E	2250	3500	3500	20.94	21.1 (187)	60.53	48.0 (425)	4.30	2198-C4055-ERS
MPM-B1652F	3000	3500	4500	28.74	21.1 (187)	84.12	48.0 (425)	4.30	2198-C4075-ERS
MPM-B1653C	1500	2000	2500	20.05	26.7 (236)	59.26	67.8 (600)	4.60	2198-C4055-ERS
MPM-B1653E	2250	3000	3500	27.00	26.8 (237)	72.97	62.0 (549)	5.10	2198-C4055-ERS
MPM-B1653F	3000	3000	4000	34.94	31.0 (274)	94.36	56.1 (496)	5.10	2198-C4075-ERS
MPM-B2152C	1500	2000	2500	27.40	36.7 (325)	55.49	72.3 (640)	5.60	2198-C4055-ERS
MPM-B2153B	1250	1750	2000	24.06	48.0 (425)	60.0	101.1 (895)	6.80	2198-C4055-ERS
MPM-B2154B	1250	1750	2000	35.46	62.7 (555)	98.02	154 (1363)	6.90	2198-C4075-ERS

Performance specification data and curves reflect nominal system performance of a typical system with the motor at 40 °C (104 °F) and the drive at 50 °C (122 °F) ambient temperature, and rated line voltage. For additional information on ambient temperature and line conditions, refer to Motion Analyzer.

Kinetix MPF Motor Performance Specifications with Kinetix 5300 Drives

Performance Specifications with Kinetix 5300 (200V-class) Drives

Rotary Motor Cat. No.	Rated Speed rpm	Maximum Speed rpm	System Continuous Stall Current A 0-pk	System Continuous Stall Torque N·m (lb·in)	System Peak Stall Current A 0-pk	System Peak Stall Torque N·m (lb·in)	Motor Rated Output kW	Kinetix 5300 Drives (230V AC input)
MPF-A310P	4750	5000	4.85	1.58 (14.0)	14.0	3.61 (31.9)	0.73	2198-C1007-ERS
MPF-A320H	3350	3500	6.10	3.05 (27.0)	19.3	7.91 (70.0)	1.0	2198-C1015-ERS
MPF-A320P	4750	5000	9.00	3.05 (27.0)	29.5	7.91 (70.0)	1.3	2198-C1015-ERS ⁽¹⁾
MPF-A330P	5000	5000	12.0	4.18 (37.0)	38.0	11.10 (98.2)	1.6	2198-C1020-ERS
MPF-A430H	3500	3500	12.2	6.21 (55.0)	45.0	19.80 (175)	1.8	2198-C1020-ERS
MPF-A430P	5000	5000	16.80	5.99 (53.0)	57.4 67.0	16.96 (150) 19.80 (175)	1.9	2198-C1020-ERS 2198-C2030-ERS
MPF-A4530K	4000	4000	19.50	8.13 (71.9)	62.0	20.30 (179)	2.3	2198-C2030-ERS
MPF-A4540F	3000	3000	18.40	10.20 (90.3)	57.4	27.10 (239)	2.5	2198-C2030-ERS
MPF-A540K	4000	4000	41.50	19.40 (172)	120.0	48.60 (430)	4.1	2198-C2055-ERS

(1) Rated peak stall-torque is specified with three-phase operation. To achieve rated peak stall-torque performance with single-phase operation, use a catalog number 2198-C1020-ERS.

Performance specification data and curves reflect nominal system performance of a typical system with the motor at 40 °C (104 °F) and the drive at 50 °C (122 °F) ambient temperature, and rated line voltage. For additional information on ambient temperature and line conditions, refer to Motion Analyzer.

Performance Specifications with Kinetix 5300 (400V-class) Drives

Rotary Motor Cat. No.	Rated Speed rpm	Maximum Speed rpm	System Continuous Stall Current A 0-pk	System Continuous Stall Torque N·m (lb·in)	System Peak Stall Current A 0-pk	System Peak Stall Torque N·m (lb·in)	Motor Rated Output kW	Kinetix 5300 Drives (480V AC input)
MPF-B310P	5000	5000	2.30	1.53 (13.5)	7.10	3.6 (31.9)	0.77	2198-C4004-ERS
			2.40	1.60 (14.2)				2198-C4007-ERS
MPF-B320P	5000	5000	4.50	3.10 (27.4)	14.0	7.8 (69.0)	1.5	2198-C4015-ERS
MPF-B330P	5000	5000	6.10	4.18 (37.0)	19.0	11.1 (98.2)	1.6	2198-C4015-ERS
MPF-B430P	5000	5000	9.20	6.55 (58.0)	32.0	19.8 (175)	2.0	2198-C4020-ERS
MPF-B4530K	4000	4000	10.3	7.73 (68.4)	31.0	20.3 (179)	2.4	2198-C4020-ERS
			11.0	8.25 (73.0)				2198-C4030-ERS
MPF-B4540F	3000	3000	9.10	10.20 (90.3)	29.0	27.1 (240)	2.5	2198-C4020-ERS
MPF-B540K	4000	4000	20.5	19.4 (171)	60.0	48.6 (430)	4.1	2198-C4055-ERS

Performance specification data and curves reflect nominal system performance of a typical system with the motor at 40 °C (104 °F) and the drive at 50 °C (122 °F) ambient temperature, and rated line voltage. For additional information on ambient temperature and line conditions, refer to Motion Analyzer.

Kinetix MPS Motor Performance Specifications with Kinetix 5300 Drives

Performance Specifications with Kinetix 5300 (200V-class) Drives

Rotary Motor Cat. No.	Rated Speed rpm	Maximum Speed rpm	System Continuous Stall Current A 0-pk	System Continuous Stall Torque N·m (lb·in)	System Peak Stall Current A 0-pk	System Peak Stall Torque N·m (lb·in)	Motor Rated Output kW	Kinetix 5300 Drives (230V AC input)
MPS-A330P	5000	5000	9.80	3.60 (32.0)	38.0	11.10 (98.2)	1.3	2198-C1015-ERS ⁽¹⁾
MPS-A4540F	3000	3000	14.4	8.1 (72)	56.0	27.1 (240)	1.4	2198-C1020-ERS

(1) Rated peak stall-torque is specified with three-phase operation. To achieve rated peak stall-torque performance with single-phase operation, use a catalog number 2198-C1020-ERS.

Performance Specifications with Kinetix 5300 (400V-class) Drives

Rotary Motor Cat. No.	Rated Speed rpm	Maximum Speed rpm	System Continuous Stall Current A 0-pk	System Continuous Stall Torque N·m (lb·in)	System Peak Stall Current A 0-pk	System Peak Stall Torque N·m (lb·in)	Motor Rated Output kW	Kinetix 5300 Drives (480V AC input)
MPS-B330P	5000	5000	4.9	3.60 (32)	19.0	11.0 (97.2)	1.3	2198-C4015-ERS
MPS-B4540F	3000	3000	7.1	8.1 (72)	25.5	26.6 (235)	1.4	2198-C4015-ERS
					26.0	27.1 (240)		2198-C4020-ERS
MPS-B560F	3000	3000	17.0	21.5 (190)	68.0	67.8 (600)	3.5	2198-C4055-ERS

Performance specification data and curves reflect nominal system performance of a typical system with the motor at 40 °C (104 °F) and the drive at 50 °C (122 °F) ambient temperature, and rated line voltage. For additional information on ambient temperature and line conditions, refer to Motion Analyzer.

Kinetix TLY Motor Performance Specifications with Kinetix 5300 Drives

Performance Specifications (non-brake) with Kinetix 5300 (200V-class) Drives

Rotary Motor Cat. No.	Rated Speed rpm	Maximum Speed rpm	System Continuous Stall Current A 0-pk	System Continuous Stall Torque N·m (lb·in)	System Peak Stall Current A 0-pk	System Peak Stall Torque N·m (lb·in)	Motor Rated Output kW	Kinetix 5300 Drives (230V AC input)
TLY-A110x	5000	6000 ⁽¹⁾	0.55	0.096 (0.85)	1.30	0.20 (1.75)	0.041	2198-C1004-ERS
TLY-A120x	5000		1.03	0.181 (1.60)	2.50	0.36 (3.20)	0.086	2198-C1004-ERS
TLY-A130x	5000		1.85	0.325 (2.88)	4.90	0.76 (6.70)	0.14	2198-C1004-ERS
TLY-A220x	5000		3.50	0.836 (7.40)	7.90	1.48 (13.1)	0.35	2198-C1004-ERS
TLY-A230x	5000		5.50	1.30 (11.5)	15.5	3.05 (27.0)	0.44	2198-C1007-ERS
TLY-A2530P	4400		5000	10.0	2.60 (23.0)	21.0	5.20 (46.0)	0.69
TLY-A2540P	4575	10.0		2.94 (26.0)	24.8	7.10 (63.0)	0.86	2198-C1015-ERS
TLY-A310M	4000	4500		10.0	3.61 (31.9)	30.0	9.0 (79.6)	0.95

(1) Applies to TLY-AxxxT-H motors with incremental feedback. The TLY-AxxxT-B motors with absolute high-resolution encoders are rated for 5000 rpm.

(2) Rated peak stall-torque is specified with three-phase operation. To achieve rated peak stall-torque performance with single-phase operation, use catalog number 2198-C1020-ERS.

Performance specification data and curves reflect nominal system performance of a typical system with the motor at 40 °C (104 °F) and the drive at 50 °C (122 °F) ambient temperature, and rated line voltage. For additional information on ambient temperature and line conditions, refer to Motion Analyzer.

Performance Specifications (brake) with Kinetix 5300 (200V-class) Drives

Rotary Motor Cat. No.	Rated Speed rpm	Maximum Speed rpm	System Continuous Stall Current A 0-pk	System Continuous Stall Torque N·m (lb·in)	System Peak Stall Current A 0-pk	System Peak Stall Torque N·m (lb·in)	Motor Rated Output kW	Kinetix 5300 Drives (230V AC input)
TLY-A110x	5000	6000 ⁽¹⁾	0.50	0.086 (0.76)	1.30	0.20 (1.75)	0.037	2198-C1004-ERS
TLY-A120x	5000		0.93	0.163 (1.44)	2.50	0.36 (3.20)	0.077	2198-C1004-ERS
TLY-A130x	5000		1.67	0.293 (2.59)	4.90	0.76 (6.70)	0.13	2198-C1004-ERS
TLY-A220x	5000		3.15	0.757 (6.70)	7.90	1.48 (13.1)	0.24	2198-C1004-ERS
TLY-A230x	4250		4.95	1.16 (10.3)	15.5	3.05 (27.0)	0.32	2198-C1007-ERS
TLY-A2530P	3650	5000	10.0	2.60 (23.0)	21.0	5.20 (46.0)	0.55	2198-C1015-ERS
TLY-A2540P	3750		10.0	2.94 (26.0)	24.8	7.10 (63.0)	0.66	2198-C1015-ERS
TLY-A310M	3900	4500	10.0	3.61 (31.9)	30.0	9.0 (79.6)	0.90	2198-C1015-ERS ⁽²⁾

(1) Applies to TLY-AxxxT-H motors with incremental feedback. The TLY-AxxxT-B motors with absolute high-resolution encoders are rated for 5000 rpm.
 (2) Rated peak stall-torque is specified with three-phase operation. To achieve rated peak stall-torque performance with single-phase operation, use a catalog number 2198-C1020-ERS.

Performance specification data and curves reflect nominal system performance of a typical system with the motor at 40 °C (104 °F) and the drive at 50 °C (122 °F) ambient temperature, and rated line voltage. For additional information on ambient temperature and line conditions, refer to Motion Analyzer.

Kinetix TL Performance Specifications with Kinetix 5300 Drives

Performance Specifications (non-brake) with Kinetix 5300 (200V-class) Drives

Rotary Motor	Rated Speed rpm	Maximum Speed rpm	System Continuous Stall Current A 0-pk	System Continuous Stall Torque N·m (lb·in)	System Peak Stall Current A 0-pk	System Peak Stall Torque N·m (lb·in)	Motor Rated Output kW	Kinetix 5300 Drives (230V AC input)
TL-A110P	5000	5000	0.55	0.096 (0.85)	1.30	0.20 (1.75)	0.041	2198-C1004-ERS
TL-A120P			1.03	0.181 (1.60)	2.50	0.36 (3.20)	0.086	2198-C1004-ERS
TL-A130P			1.85	0.325 (2.88)	4.90	0.76 (6.70)	0.14	2198-C1004-ERS
TL-A220P			3.50	0.836 (7.40)	7.90	1.48 (13.1)	0.35	2198-C1004-ERS
TL-A230P			5.50	1.30 (11.5)	15.5	3.05 (27.0)	0.44	2198-C1007-ERS
TL-A2530P	4400	4500	10.0	2.60 (23.0)	21.0	5.20 (46.0)	0.69	2198-C1015-ERS
TL-A2540P	4575		10.0	2.94 (26.0)	24.8	7.10 (63.0)	0.86	2198-C1015-ERS
TL-A410M	4500		15.5	5.42 (48.0)	43.4	13.0 (115.0)	2.0	2198-C1020-ERS

Performance Specifications (brake) with Kinetix 5300 (200V-class) Drives

Rotary Motor	Rated Speed rpm	Maximum Speed rpm	System Continuous Stall Current A 0-pk	System Continuous Stall Torque N·m (lb·in)	System Peak Stall Current A 0-pk	System Peak Stall Torque N·m (lb·in)	Motor Rated Output kW	Kinetix 5300 Drives (230V AC input)
TL-A110P	5000	5000	0.50	0.086 (0.76)	1.30	0.20 (1.75)	0.037	2198-C1004
TL-A120P			0.93	0.163 (1.44)	2.50	0.36 (3.20)	0.077	2198-C1004
TL-A130P			1.67	0.293 (2.59)	4.90	0.76 (6.70)	0.13	2198-C1004
TL-A220P			3.15	0.757 (6.70)	7.90	1.48 (13.10)	0.24	2198-C1004
TL-A230P			4.95	1.160 (10.30)	15.5	3.05 (27.0)	0.32	2198-C1007
TL-A2530P	3650	5000	10.0	2.60 (23.0)	21.0	5.20 (46.0)	0.55	2198-C1015
TL-A2540P	3750		10.0	2.940 (26.00)	24.8	7.10 (63.0)	0.66	2198-C1015
TL-A410M	4500	4500	14.0	4.860 (43.0)	43.4	13.0 (115.0)	1.80	2198-C1020

Performance specification data and curves reflect nominal system performance of a typical system with the motor at 40 °C (104 °F) and the drive at 50 °C (122 °F) ambient temperature, and rated line voltage. For additional information on ambient temperature and line conditions, refer to Motion Analyzer.

Linear Motion Performance Specifications

These linear motion families are compatible with Kinetix 5300 servo drives.

Linear Motion Family	Page
LDAT-Series integrated linear thrusters	127
Kinetix MPAS integrated linear stages	134
Kinetix MPAR electric cylinders	134
Kinetix MPAL heavy-duty electric cylinders	135
LDC-Series iron-core linear motors	137
LDL-Series ironless linear motors	139

For Kinetix 5300 drive system combinations that include cable catalog number selection and force/velocity curves, refer to the Kinetix 5300 Drive Systems Design Guide, publication [KNX-RM012](#).

IMPORTANT These system combinations do not include all possible actuator/drive combinations. Refer to Motion Analyzer to verify compatibility. To access Motion Analyzer, go to: <https://motionanalyzer.rockwellautomation.com>.

LDAT-Series Performance Specifications with Kinetix 5300 (200V-class) Drives

Performance Specifications with Frame 30 Linear Thrusters

Linear Thruster Cat. No.	Velocity, max 230V AC m/s	System Continuous Stall Current A 0-pk	System Continuous Stall Force N (lb)	System Peak Stall Current A 0-pk	System Peak Stall Force N (lb)	Rated Output 230V AC kW	Kinetix 5300 Drives (230V AC input)
LDAT-S031010-Dxx	2.4	4.8	81 (18)	12.2	168 (38)	0.20	2198-C1007-ERS
LDAT-S031020-Dxx	3.1					0.25	
LDAT-S031030-Dxx	3.5					0.29	
LDAT-S031040-Dxx	3.8					0.31	
LDAT-S032010-Dxx	3.1	7.4	126 (28)	24.3	336 (76)	0.44	2198-C1015-ERS
LDAT-S032020-Dxx	4.1					0.52	
LDAT-S032030-Dxx	4.7					0.59	
LDAT-S032040-Dxx	5.0					0.63	
LDAT-S032010-Exx	3.1	3.7	190 (43)	12.2	504 (113)	0.40	2198-C1004-ERS
LDAT-S032020-Exx	4.1					0.47	
LDAT-S032030-Exx	4.7					0.52	
LDAT-S032040-Exx	5.0					0.55	
LDAT-S033010-Dxx	3.5	11.1	190 (43)	36.5	504 (113)	0.67	2198-C1015-ERS ⁽¹⁾
LDAT-S033020-Dxx	4.7					0.88	
LDAT-S033030-Dxx	5.0					0.95	
LDAT-S033040-Dxx						0.95	
LDAT-S033010-Exx	3.5	3.7	190 (43)	12.2	504 (113)	0.55	2198-C1004-ERS
LDAT-S033020-Exx	4.4					0.65	
LDAT-S033030-Exx						0.65	
LDAT-S033040-Exx						0.65	

(1) Rated peak stall-torque is specified with three-phase operation. To achieve rated peak stall-torque performance with single-phase operation, use a catalog number 2198-C1020-ERS.

Performance specification data and curves reflect nominal system performance of a typical system with the motor at 40 °C (104 °F) and the drive at 50 °C (122 °F) ambient temperature, and rated line voltage. For additional information on ambient temperature and line conditions, refer to Motion Analyzer.

Performance Specifications with Frame 50 Linear Thrusters

Linear Thruster Cat. No.	Velocity, max 230V AC m/s	System Continuous Stall Current A 0-pk	System Continuous Stall Force N (lb)	System Peak Stall Current A 0-pk	System Peak Stall Force N (lb)	Rated Output 230V AC kW	Kinetix 5300 Drives (230V AC input)
LDAT-S051010-Dxx	2.8	3.1	119 (27)	11.4	363 (82)	0.31	2198-C1004-ERS
LDAT-S051020-Dxx	3.7					0.38	
LDAT-S051030-Dxx	4.1					0.42	
LDAT-S051040-Dxx	4.4					0.44	
LDAT-S051050-Dxx	4.7					0.46	
LDAT-S052010-Dxx	3.7	6.2	251 (56)	22.7	727 (163)	0.79	2198-C1015-ERS
LDAT-S052020-Dxx	4.8					0.97	
LDAT-S052030-Dxx	5.0					1.01	
LDAT-S052040-Dxx						2198-C1004-ERS	
LDAT-S052050-Dxx							
LDAT-S052010-Exx ... LDAT-S052050-Exx	2.6	3.1	11.4	0.50	2198-C1004-ERS		
LDAT-S053010-Dxx	4.1	9.4	378 (85)	34.2	1093 (246)	1.31	2198-C1015-ERS (1)
LDAT-S053020-Dxx	5.0					1.53	
LDAT-S053030-Dxx ... LDAT-S053050-Dxx	5.0					1.53	
LDAT-S053010-Exx ... LDAT-S053050-Exx	1.7					3.1	
LDAT-S054010-Dxx	4.4	12.4	509 (114)	45.5	1453 (327)	1.87	2198-C1020-ERS
LDAT-S054020-Dxx ... LDAT-S054050-Dxx	5.0					2.05	
LDAT-S054010-Exx ... LDAT-S054050-Exx	2.6					6.2	

(1) Rated peak stall-torque is specified with three-phase operation. To achieve rated peak stall-torque performance with single-phase operation, use a catalog number 2198-C1020-ERS.

Performance specification data and curves reflect nominal system performance of a typical system with the motor at 40 °C (104 °F) and the drive at 50 °C (122 °F) ambient temperature, and rated line voltage. For additional information on ambient temperature and line conditions, refer to Motion Analyzer.

Performance Specifications with Frame 70 Linear Thrusters

Linear Thruster Cat. No.	Velocity, max 230V AC m/s	System Continuous Stall Current A 0-pk	System Continuous Stall Force N (lb)	System Peak Stall Current A 0-pk	System Peak Stall Force N (lb)	Rated Output 230V AC kW	Kinetix 5300 Drives (230V AC input)
LDAT-S072010-Dxx ... LDAT-S072070-Dxx	3.5	6.0	364 (82)	22.0	1055 (237)	1.03	2198-C1015-ERS
LDAT-S072010-Exx ... LDAT-S072070-Exx	1.7	3.0		11.0		0.47	2198-C1004-ERS
LDAT-S073010-Dxx ... LDAT-S073070-Dxx	3.5	9.0	554 (125)	32.8	1576 (354)	1.57	2198-C1015-ERS ⁽¹⁾
LDAT-S073010-Exx ... LDAT-S073070-Exx	1.2	3.0		10.9		0.41	2198-C1004-ERS
LDAT-S074010-Dxx ... LDAT-S074070-Dxx	3.5	11.9	730 (164)	43.5	2088 (469)	2.08	2198-C1020-ERS
LDAT-S074010-Exx ... LDAT-S074070-Exx	1.8	6.0		21.7		0.95	2198-C1007-ERS
LDAT-S076010-Dxx ... LDAT-S076070-Dxx	3.5	18.2	1122 (252)	66.4	3189 (717)	3.17	2198-C2030-ERS
LDAT-S076010-Exx ... LDAT-S076070-Exx	1.8	9.1		33.2		1.45	2198-C1015-ERS ⁽¹⁾

(1) Rated peak stall-torque is specified with three-phase operation. To achieve rated peak stall-torque performance with single-phase operation, use a catalog number 2198-C1020-ERS.

Performance specification data and curves reflect nominal system performance of a typical system with the motor at 40 °C (104 °F) and the drive at 50 °C (122 °F) ambient temperature, and rated line voltage. For additional information on ambient temperature and line conditions, refer to Motion Analyzer.

Performance Specifications with Frame 100 Linear Thrusters

Linear Thruster Cat. No.	Velocity, max 230V AC m/s	System Continuous Stall Current A 0-pk	System Continuous Stall Force N (lb)	System Peak Stall Current A 0-pk	System Peak Stall Force N (lb)	Rated Output 230V AC kW	Kinetix 5300 Drives (230V AC input)
LDAT-S102010-DDx ... LDAT-S102090-DDx	2.6	5.7	456 (103)	21.0	1289 (290)	0.96	2198-C1007-ERS
LDAT-S102010-EDx ... LDAT-S102090-EDx	1.3	2.9		10.5		0.42	2198-C1004-ERS
LDAT-S103010-DDx ... LDAT-S103090-DDx	2.7	8.6	702 (158)	31.5	1935 (435)	1.47	2198-C1015-ERS ⁽¹⁾
LDAT-S103010-EDx ... LDAT-S103090-EDx	0.9	2.9		10.5		0.30	2198-C1004-ERS
LDAT-S104010-DDx ... LDAT-S104090-DDx	2.7	11.5	929 (209)	42.0	2578 (580)	2.07	2198-C1020-ERS
LDAT-S104010-EDx ... LDAT-S104090-EDx	1.3	5.7		21.0		0.86	2198-C1007-ERS
LDAT-S106010-DDx ... LDAT-S106090-DDx	2.7	17.3	1403 (315)	63.0	3871 (870)	2.94	2198-C2030-ERS
LDAT-S106010-EDx ... LDAT-S106090-EDx	1.3	8.6		31.5		1.28	2198-C1015-ERS ⁽¹⁾

(1) Rated peak stall-torque is specified with three-phase operation. To achieve rated peak stall-torque performance with single-phase operation, use a catalog number 2198-C1020-ERS.

Performance specification data and curves reflect nominal system performance of a typical system with the motor at 40 °C (104 °F) and the drive at 50 °C (122 °F) ambient temperature, and rated line voltage. For additional information on ambient temperature and line conditions, refer to Motion Analyzer.

Performance Specifications with Frame 150 Linear Thrusters

Linear Thruster Cat. No.	Velocity, max 230V AC m/s	System Continuous Stall Current A 0-pk	System Continuous Stall Force N (lb)	System Peak Stall Current A 0-pk	System Peak Stall Force N (lb)	Rated Output 230V AC kW	Kinetix 5300 Drives (230V AC input)
LDAT-S152010-DDx ... LDAT-S152090-DDx	1.8	5.3	643 (145)	19.5	1799 (404)	0.87	2198-C1007-ERS
LDAT-S152010-EDx ... LDAT-S152090-EDx	0.9	2.7		9.8	1679 (377)	0.34	2198-C1004-ERS
LDAT-S153010-DDx ... LDAT-S153090-DDx	1.8	8.0	978 (220)	29.1	2680 (602)	1.33	2198-C1015-ERS ⁽¹⁾
LDAT-S154010-DDx ... LDAT-S154090-DDx	1.8	10.7	1306 (294)	39.1	3597 (809)	1.78	2198-C1015-ERS ⁽¹⁾
LDAT-S154010-EDx ... LDAT-S154090-EDx	0.9	5.3		19.5	3383 (761)	0.70	2198-C1007-ERS
LDAT-S156010-DDx ... LDAT-S156090-DDx	1.8	16.3	1997 (449)	59.4	5469 (1229)	2.71	2198-C2030-ERS
LDAT-S156010-EDx ... LDAT-S156090-EDx	0.9	8.1		19.8	5110 (1149)	1.05	2198-C1015-ERS

(1) Rated peak stall-torque is specified with three-phase operation. To achieve rated peak stall-torque performance with single-phase operation, use a catalog number 2198-C1020-ERS.

Performance specification data and curves reflect nominal system performance of a typical system with the motor at 40 °C (104 °F) and the drive at 50 °C (122 °F) ambient temperature, and rated line voltage. For additional information on ambient temperature and line conditions, refer to Motion Analyzer.

LDAT-Series Performance Specifications with Kinetix 5300 (400V-class) Drives

Performance Specifications with Frame 30 Linear Thrusters

Linear Thruster Cat. No.	Velocity, max 460V AC m/s	System Continuous Stall Current A 0-pk	System Continuous Stall Force N (lb)	System Peak Stall Current A 0-pk	System Peak Stall Force N (lb)	Rated Output 460V AC kW	Kinetix 5300 Drives (480V AC input)
LDAT-S031010-Dxx	2.4	4.8	81 (18)	12.2	168 (38)	0.20	2198-C4015-ERS
LDAT-S031020-Dxx	3.1					0.25	
LDAT-S031030-Dxx	3.5					0.29	
LDAT-S031040-Dxx	3.8					0.31	
LDAT-S032010-Dxx	3.1	7.4	126 (28)	24.3	336 (76)	0.40	2198-C4020-ERS
LDAT-S032020-Dxx	4.1					0.52	
LDAT-S032030-Dxx	4.7					0.59	
LDAT-S032040-Dxx	5.0					0.63	
LDAT-S032010-Exx	3.1	3.7	190 (43)	12.2	504 (113)	0.40	2198-C4007-ERS
LDAT-S032020-Exx	4.1					0.52	
LDAT-S032030-Exx	4.7					0.59	
LDAT-S032040-Exx	5.0					0.63	
LDAT-S033010-Dxx	3.5	11.1	190 (43)	36.5	504 (113)	0.67	2198-C4030-ERS
LDAT-S033020-Dxx	4.7					0.88	
LDAT-S033030-Dxx	5.0					0.95	
LDAT-S033040-Dxx						0.95	
LDAT-S033010-Exx	3.5	3.7	190 (43)	12.2	504 (113)	0.67	2198-C4007-ERS
LDAT-S033020-Exx	4.7					0.87	
LDAT-S033030-Exx	5.0					0.91	
LDAT-S033040-Exx						0.91	

Performance specification data and curves reflect nominal system performance of a typical system with the motor at 40 °C (104 °F) and the drive at 50 °C (122 °F) ambient temperature, and rated line voltage. For additional information on ambient temperature and line conditions, refer to Motion Analyzer.

Performance Specifications with Frame 50 Linear Thrusters

Linear Thruster Cat. No.	Velocity, max 460V AC m/s	System Continuous Stall Current A 0-pk	System Continuous Stall Force N (lb)	System Peak Stall Current A 0-pk	System Peak Stall Force N (lb)	Rated Output 460V AC kW	Kinetix 5300 Drives (480V AC input)
LDAT-S051010-Dxx	2.8	3.1	119 (27)	11.4	363 (82)	0.34	2198-C4007-ERS
LDAT-S051020-Dxx	3.7					0.43	
LDAT-S051030-Dxx	4.1					0.49	
LDAT-S051040-Dxx	4.4					0.53	
LDAT-S051050-Dxx	4.7					0.55	
LDAT-S052010-Dxx	3.7	6.2	251 (56)	22.7	727 (163)	0.92	2198-C4015-ERS
LDAT-S052020-Dxx	4.8					1.20	
LDAT-S052030-Dxx	5.0					1.24	
LDAT-S052040-Dxx							
LDAT-S052050-Dxx							
LDAT-S052010-Exx	3.7	3.1	378 (85)	11.4	1093 (246)	0.80	2198-C4007-ERS
LDAT-S052020-Exx	4.6					0.98	
LDAT-S052030-Exx	4.6					1.02	
LDAT-S052040-Exx							
LDAT-S052050-Exx							
LDAT-S053010-Dxx	4.1	9.4	509 (114)	34.2	1453 (327)	1.56	2198-C4030-ERS
LDAT-S053020-Dxx	5.0					1.87	
LDAT-S053030-Dxx							
LDAT-S053050-Dxx							
LDAT-S053010-Exx	3.5	3.1		11.4		1.04	2198-C4007-ERS
LDAT-S054010-Dxx	4.4	12.4	509 (114)	45.5	1453 (327)	2.26	2198-C4030-ERS
LDAT-S054020-Dxx	5.00					2.53	
LDAT-S054050-Dxx							
LDAT-S054010-Exx	4.4	6.2	509 (114)	22.7	1453 (327)	1.87	2198-C4015-ERS
LDAT-S054020-Exx	5.0					2.05	
LDAT-S054050-Exx							

Performance specification data and curves reflect nominal system performance of a typical system with the motor at 40 °C (104 °F) and the drive at 50 °C (122 °F) ambient temperature, and rated line voltage. For additional information on ambient temperature and line conditions, refer to Motion Analyzer.

Performance Specifications with Frame 70 Linear Thrusters

Linear Thruster Cat. No.	Velocity, max 460V AC m/s	System Continuous Stall Current A 0-pk	System Continuous Stall Force N (lb)	System Peak Stall Current A 0-pk	System Peak Stall Force N (lb)	Rated Output 460V AC kW	Kinetix 5300 Drives (480V AC input)				
LDAT-S072010-Dxx	3.9	6.0	364 (82)	22.0	1055 (237)	1.37	2198-C4015-ERS				
LDAT-S072020-Dxx	5.0					364 (82)		22.0	1055 (237)	1.64	
LDAT-S072030-Dxx ... LDAT-S072070-Dxx										1.03	
LDAT-S072010-Exx	3.5	3.0	364 (82)	11.0	1055 (237)	1.03	2198-C4007-ERS				
LDAT-S072020-Exx						3.5		3.0	11.0	1055 (237)	2.27
LDAT-S072070-Exx											2.50
LDAT-S073010-Dxx	4.4	9.0	554 (125)	32.8	1576 (354)	2.27	2198-C4020-ERS				
LDAT-S073020-Dxx	5.0					9.0		32.8	1576 (354)	2.50	
LDAT-S073070-Dxx										1.01	
LDAT-S073010-Exx	2.4	3.0	554 (125)	10.9	1576 (354)	1.01	2198-C4007-ERS				
LDAT-S073070-Exx						2.4		3.0	10.9	1576 (354)	3.15
LDAT-S074010-Dxx											3.30
LDAT-S074020-Dxx	5.0	11.9	730 (164)	43.5	2088 (469)	3.15	2198-C4030-ERS				
LDAT-S074070-Dxx						5.0		11.9	43.5	2088 (469)	3.30
LDAT-S074010-Exx											2.08
LDAT-S074070-Exx	3.5	6.0	730 (164)	21.7	2088 (469)	2.08	2198-C4015-ERS				
LDAT-S076010-Dxx	5.0	18.2	1122 (252)	66.4	3189 (717)	5.02	2198-C4055-ERS				
LDAT-S076020-Dxx						5.0		18.2	66.4	3189 (717)	5.02
LDAT-S076070-Dxx											3.18
LDAT-S076010-Exx	3.5	9.1	1122 (252)	33.2	3189 (717)	3.18	2198-C4020-ERS				
LDAT-S076070-Exx						3.5		9.1	33.2	3189 (717)	3.18

Performance specification data and curves reflect nominal system performance of a typical system with the motor at 40 °C (104 °F) and the drive at 50 °C (122 °F) ambient temperature, and rated line voltage. For additional information on ambient temperature and line conditions, refer to Motion Analyzer.

Performance Specifications with Frame 100 Linear Thrusters

Linear Thruster Cat. No.	Velocity, max 460V AC m/s	System Continuous Stall Current A 0-pk	System Continuous Stall Force N (lb)	System Peak Stall Current A 0-pk	System Peak Stall Force N (lb)	Rated Output 460V AC kW	Kinetix 5300 Drives (480V AC input)					
LDAT-S102010-Dxx	3.4	5.7	456 (103)	21.0	1289 (290)	1.44	2198-C4015-ERS					
LDAT-S102020-Dxx	4.4					456 (103)		21.0	1289 (290)	1.74		
LDAT-S102030-Dxx	5.0									456 (103)	21.0	1289 (290)
LDAT-S102040-Dxx		5.0	5.7	456 (103)	21.0	1289 (290)	0.96					
LDAT-S102050-Dxx	5.0						5.7	456 (103)	21.0	1289 (290)	0.96	
LDAT-S102090-Dxx		2.6	2.9	456 (103)	10.5	1289 (290)					0.96	2198-C4007-ERS
LDAT-S102010-Exx	3.8	8.6	702 (158)	31.5	1935 (435)	2.41	2198-C4020-ERS					
LDAT-S103010-Dxx						3.8		8.6	702 (158)	31.5	1935 (435)	2.93
LDAT-S103020-Dxx												3.8
LDAT-S103030-Dxx	5.0	8.6	702 (158)	31.5	1935 (435)	0.92						
LDAT-S103090-Dxx						5.0	8.6	702 (158)	31.5	1935 (435)	0.92	
LDAT-S103010-Exx	1.8	2.9	702 (158)	10.5	1935 (435)						0.92	2198-C4007-ERS
LDAT-S103090-Exx	1.8	2.9	702 (158)	10.5	1935 (435)	0.92	2198-C4007-ERS					

Performance Specifications with Frame 100 Linear Thrusters (continued)

Linear Thruster Cat. No.	Velocity, max 460V AC m/s	System Continuous Stall Current A 0-pk	System Continuous Stall Force N (lb)	System Peak Stall Current A 0-pk	System Peak Stall Force N (lb)	Rated Output 460V AC kW	Kinetix 5300 Drives (480V AC input)
LDAT-S104010-Dxx	4.1	11.5	929 (209)	42.0	2578 (580)	3.76	2198-C4030-ERS
LDAT-S104020-Dxx	5.0					4.29	
LDAT-S104030-Dxx ... LDAT-S104090-Dxx						2.07	
LDAT-S104010-Exx ... LDAT-S104090-Exx	2.7	5.7		21.0		2.07	2198-C4015-ERS
LDAT-S106010-Dxx	4.5	17.3	1403 (315)	63.0	3871 (870)	5.41	2198-C4055-ERS
LDAT-S106020-Dxx	5.0					5.87	
LDAT-S106090-Dxx ... LDAT-S106010-Exx ... LDAT-S106090-Exx						2.7	8.6

Performance specification data and curves reflect nominal system performance of a typical system with the motor at 40 °C (104 °F) and the drive at 50 °C (122 °F) ambient temperature, and rated line voltage. For additional information on ambient temperature and line conditions, refer to Motion Analyzer.

Performance Specifications with Frame 150 Linear Thrusters

Linear Thruster Cat. No.	Velocity, max 460V AC m/s	System Continuous Stall Current A 0-pk	System Continuous Stall Force N (lb)	System Peak Stall Current A 0-pk	System Peak Stall Force N (lb)	Rated Output 460V AC kW	Kinetix 5300 Drives (480V AC input)		
LDAT-S152010-Dxx	3.2	5.3	643 (145)	19.5	1799 (404)	1.76	2198-C4015-ERS		
LDAT-S152020-Dxx	3.5					1.89			
LDAT-S152090-Dxx ... LDAT-S152010-Exx ... LDAT-S152090-Exx						1.8	2.7	9.8	0.87
LDAT-S153010-Dxx	3.6	8.0	978 (220)	29.1	2680 (602)	2.87	2198-C4020-ERS		
LDAT-S153090-Dxx ... LDAT-S153010-Exx ... LDAT-S153090-Exx	1.2					2.7	9.1	0.80	2198-C4007-ERS
LDAT-S154010-Dxx	3.5					10.7	1306 (294)	39.1	3597 (809)
LDAT-S154090-Dxx ... LDAT-S154010-Exx ... LDAT-S154090-Exx		1.8	5.3	19.5	1.78	2198-C4015-ERS			
LDAT-S156010-Dxx	3.6	16.3	1997 (449)	59.4	5469 (1229)	5.85	2198-C4055-ERS		
LDAT-S156090-Dxx ... LDAT-S156010-Exx ... LDAT-S156090-Exx						1.8	8.1	19.8	2.71

Performance specification data and curves reflect nominal system performance of a typical system with the motor at 40 °C (104 °F) and the drive at 50 °C (122 °F) ambient temperature, and rated line voltage. For additional information on ambient temperature and line conditions, refer to Motion Analyzer.

Kinetix MPAS Performance Specifications with Kinetix 5300 Drives

Performance Specifications with Kinetix 5300 (200V-class) Drives

Linear Stage Cat. No.	Maximum Speed mm/s (in/s)	System Continuous Stall Current A 0-pk	System Continuous Stall Force N (lb)	System Peak Stall Current A 0-pk	System Peak Stall Force N (lb)	Motor Output Power Rating kW	Kinetix 5300 Drives (230V AC input)
MPAS-Axxxx1-V05SxA	200 (7.9) ⁽¹⁾	3.09	521 (117)	6.10	1212 (272)	0.37	2198-C1004-ERS
MPAS-Axxxx2-V20SxA	1124 (44.3) ⁽²⁾	4.54	462 (104)	9.10	968 (218)	0.62	2198-C1007-ERS
MPAS-A6xxxB-ALM02C	5000 (200)	5.3	105 (23.6)	15.8	359 (80.7)	0.32	2198-C1007-ERS
MPAS-A6xxxB-ALMS2C		4.7	83.0 (18.7)	14.2	312 (70.1)	0.29	
MPAS-A8xxxE-ALM02C		7.0	189 (42.5)	18.5	456 (103)	0.53	
MPAS-A8xxxE-ALMS2C		6.3	159 (35.7)	16.7	399 (89.7)	0.48	
MPAS-A9xxxK-ALM02C		6.7	285 (64.1)	18.3	680 (153)	0.77	
MPAS-A9xxxK-ALMS2C		6.1	245 (55.1)	16.5	601 (135)	0.69	

- (1) For 900 mm stroke length, maximum speed is 176 mm/s (6.9 in/s). For 1020 mm stroke length, maximum speed is 143 mm/s (5.6 in/s).
 (2) For 780 mm stroke length, maximum speed is 889 mm/s (35.0 in/s). For 900 mm stroke length, maximum speed is 715 mm/s (28.2 in/s). For 1020 mm stroke length, maximum speed is 582 mm/s (22.9 in/s).

Performance Specifications with Kinetix 5300 (400V-class) Drives

Linear Stage Cat. No.	Maximum Speed mm/s (in/s)	System Continuous Stall Current A 0-pk	System Continuous Stall Force N (lb)	System Peak Stall Current A 0-pk	System Peak Stall Force N (lb)	Motor Output Power Rating kW	Kinetix 5300 Drives (480V AC input)
MPAS-Bxxxx1-V05SxA	200 (7.9) ⁽¹⁾	1.75	521 (117)	3.50	1212 (272)	0.37	2198-C4004-ERS
MPAS-Bxxxx2-V20SxA	1124 (44.3) ⁽²⁾	3.30	462 (104)	6.60	968 (218)	0.62	2198-C4007-ERS
MPAS-B8xxxF-ALM02C	5000 (200)	3.50	189 (42.5)	9.30	456 (103)	0.527	2198-C4007-ERS
MPAS-B8xxxF-ALMS2C	5000 (200)	3.15	159 (35.7)	8.37	399 (89.7)	0.475	
MPAS-B9xxxL-ALM02C	5000 (200)	3.40	285 (64.1)	9.10	680 (153)	0.768	
MPAS-B9xxxL-ALMS2C	5000 (200)	3.03	245 (55.1)	8.19	601 (135)	0.69	

- (1) For 900 mm stroke length, maximum speed is 176 mm/s (6.9 in/s). For 1020 mm stroke length, maximum speed is 143 mm/s (5.6 in/s).
 (2) For 780 mm stroke length, maximum speed is 889 mm/s (35.0 in/s). For 900 mm stroke length, maximum speed is 715 mm/s (28.2 in/s). For 1020 mm stroke length, maximum speed is 582 mm/s (22.9 in/s).

Performance specification data and curves reflect nominal system performance of a typical system with the motor at 40 °C (104 °F) and the drive at 50 °C (122 °F) ambient temperature, and rated line voltage. For additional information on ambient temperature and line conditions, refer to Motion Analyzer.

Kinetix MPAR Performance Specifications with Kinetix 5300 Drives

Performance Specifications with Kinetix 5300 (200V-class) Drives

Electric Cylinder Cat. No.	Maximum Speed mm/s (in/s)	System Continuous Stall Current A 0-pk	System Continuous Stall Force N (lb)	System Peak Stall Current A 0-pk	System Peak Stall Force N (lb)	Motor Output Power Rating kW	Kinetix 5300 Drives (230V AC input)
MPAR-A1xxxB	150	1.15	240 (53.9)	1.35	300 (67.4)	0.036	2198-C1004-ERS
MPAR-A1xxxE	500	2.16	280 (62.9)	2.48	350 (78.7)	0.140	2198-C1004-ERS
MPAR-A2xxxC	250	2.42	420 (94.4)	2.72	525 (118)	0.105	2198-C1004-ERS
MPAR-A2xxxF	640	4.54	640 (144)	5.41	800 (180)	0.410	2198-C1007-ERS
MPAR-A3xxxE	500	10.33	2000 (450)	12.34	2500 (562)	1.00	2198-C1015-ERS
MPAR-A3xxxH	1000	12.20	1300 (292)	16.40	1625 (365)	1.30	2198-C1020-ERS

Performance Specifications with Kinetix 5300 (400V-class) Drives

Electric Cylinder Cat. No.	Maximum Speed mm/s (in/s)	System Continuous Stall Current A 0-pk	System Continuous Stall Force N (lb)	System Peak Stall Current A 0-pk	System Peak Stall Force N (lb)	Motor Output Power Rating kW	Kinetix 5300 Drives (480V AC input)
MPAR-B1xxxB	150	1.15	240 (53.9)	1.35	300 (67.4)	0.036	2198-C4004-ERS
MPAR-B1xxxE	500	1.49	280 (62.9)	1.71	350 (78.7)	0.140	2198-C4004-ERS
MPAR-B2xxxC	250	1.67	420 (94.4)	1.90	525 (118)	0.105	2198-C4004-ERS
MPAR-B2xxxF	640	3.29	640 (144)	3.93	800 (180)	0.410	2198-C4007-ERS
MPAR-B3xxxE	500	5.16	2000 (450)	6.17	2500 (562)	1.00	2198-C4015-ERS
MPAR-B3xxxH	1000	6.13	1300 (292)	6.79	1625 (365)	1.30	2198-C4015-ERS

Performance specification data and curves reflect nominal system performance of a typical system with the motor at 40 °C (104 °F) and the drive at 50 °C (122 °F) ambient temperature, and rated line voltage. For additional information on ambient temperature and line conditions, refer to Motion Analyzer.

Kinetix MPAI Performance Specifications with Kinetix 5300 (200V-class) Drives

Performance Specifications with (ballscrew) Electric Cylinders

Electric Cylinder Cat. No.	Maximum Speed mm/s (in/s)	System Continuous Stall Current A 0-pk	System Continuous Stall Force N (lb)		System Peak Stall Current A 0-pk	System Peak Stall Force N (lb)	Motor Output Power Rating kW	Kinetix 5300 Drives (230V AC input)
			25 °C (77 °F)	40 °C (104 °F)				
MPAI-A2076CV1	305 (12)	1.80	890 (200)	706 (159)	4.50	1446 (325)	0.22	2198-C1004-ERS
MPAI-A2150CV3		2.47	1446 (325)	1147 (258)	6.20		0.25	
MPAI-A2300CV3		2.68	1624 (365)	1290 (290)	8.90		4448 (1000)	
MPAI-A3076CM1	305 (12)	2.68	814 (183)	645 (145)	8.90	2570 (578)	0.27	
MPAI-A3076EM1	610 (24)							
MPAI-A3150CM3	279 (11)	5.61	4003 (900)	3176 (714)	8.40	4448 (1000)	0.39	2198-C1007-ERS
MPAI-A3300CM3	188 (7.3)							
MPAI-A3150EM3	559 (22)		2002 (450)	1588 (357)	14.14	4003 (900)		
MPAI-A3300EM3	376 (15)							
MPAI-A3450EM3	376 (15)							
MPAI-A4150CM3	279 (11)	10.89	7784 (1750)	6179 (1389)	17.07	8896 (2000)	0.43	2198-C1015-ERS
MPAI-A4300CM3	245 (9.5)							
MPAI-A4450CM3	559 (22)		3892 (875)	3092 (695)	27.44	7784 (1750)		
MPAI-A4150EM3	491 (19)							
MPAI-A4300EM3	491 (19)							
MPAI-A4450EM3	200 (7.8)	13.25	13,123 (2950)	10,415 (2341)	16.70	13,345 (3000)	0.55	2198-C1020-ERS
MPAI-A5xxxCM3	400 (15.6)		6562 (1475)	5208 (1171)	33.40	13,122 (2950)		

Performance specification data and curves reflect nominal system performance of a typical system with the motor at 40 °C (104 °F) and the drive at 50 °C (122 °F) ambient temperature, and rated line voltage. For additional information on ambient temperature and line conditions, refer to Motion Analyzer.

Performance Specifications with (roller screw) Electric Cylinders

Electric Cylinder Cat. No.	Maximum Speed mm/s (in/s)	System Continuous Stall Current A 0-pk	System Continuous Stall Force N (lb)		System Peak Stall Current A 0-pk	System Peak Stall Force N (lb)	Motor Output Power Rating kW	Kinetix 5300 Drives (230V AC input)
			25 °C (77 °F)	40 °C (104 °F)				
MPAI-A3076RM1	305 (12)	2.87	1557 (350)	1237 (278)	8.90	4862 (1093)	0.27	2198-C1004-ERS
MPAI-A3076SM1	610 (24)		778 (175)	618 (139)		2431 (547)		
MPAI-A3150RM3	279 (11)	5.61	3781 (850)	3003 (675)	14.14	7562 (1700)	0.39	2198-C1007-ERS
MPAI-A3300RM3	176 (6.9)							
MPAI-A3150SM3	559 (22)		1891 (425)	1499 (337)	27.44	3781 (850)		
MPAI-A3300SM3	353 (14)							
MPAI-A3450SM3	353 (14)							
MPAI-A4150RM3	279 (11)	10.89	7340 (1650)	5827 (1310)	27.44	14,679 (3300)	0.43	2198-C1015-ERS
MPAI-A4300RM3	196 (7.6)							
MPAI-A4450RM3	559 (22)		3670 (825)	2914 (655)	27.44	7340 (1650)		
MPAI-A4150SM3	393 (15)							
MPAI-A4300SM3	393 (15)							

Performance specification data and curves reflect nominal system performance of a typical system with the motor at 40 °C (104 °F) and the drive at 50 °C (122 °F) ambient temperature, and rated line voltage. For additional information on ambient temperature and line conditions, refer to Motion Analyzer.

Kinetix MPAI Performance Specifications with Kinetix 5300 (400V-class) Drives

Performance Specifications with (ballscrew) Electric Cylinders

Electric Cylinder Cat. No.	Maximum Speed mm/s (in/s)	System Continuous Stall Current A 0-pk	System Continuous Stall Force N (lb)		System Peak Stall Current A 0-pk	System Peak Stall Force N (lb)	Motor Output Power Rating kW	Kinetix 5300 Drives (480V AC input)
			25 °C (77 °F)	40 °C (104 °F)				
MPAI-B2076CV1	305 (12)	0.90	890 (200)	706 (159)	2.30	1446 (325)	0.22	2198-C4004-ERS
MPAI-B2150CV3		1.29	1446 (325)	1147 (258)	3.25		0.25	
MPAI-B2300CV3		1.35	1624 (365)	1290 (290)	4.57		4448 (1000)	
MPAI-B3076CM1	305 (12)	1.35	814 (183)	645 (145)	4.57	2570 (578)	0.27	
MPAI-B3076EM1	610 (24)							
MPAI-B3150CM3	279 (11)	2.81	4003 (900)	3176 (714)	4.30	4448 (1000)	0.39	
MPAI-B3300CM3	188 (7.3)							
MPAI-B3450CM3	559 (22)		2002 (450)	1588 (357)	7.07	4003 (900)		
MPAI-B3150EM3	376 (15)							
MPAI-B3300EM3	376 (15)							
MPAI-B4150CM3	279 (11)	5.61	7784 (1750)	6179 (1389)	8.68	8896 (2000)	0.43	2198-C4015-ERS
MPAI-B4300CM3	245 (9.5)							
MPAI-B4450CM3	559 (22)		3892 (875)	3092 (695)	14.14	7784 (1750)		
MPAI-B4150EM3	491 (19)							
MPAI-B4300EM3	491 (19)							
MPAI-B4450EM3	491 (19)							
MPAI-B5xxxCM3	200 (7.8)	6.62	13,123 (2950)	10,415 (2341)	8.48	13,345 (3000)	0.55	2198-C4015-ERS
MPAI-B5xxxEM3	400 (15.6)		6562 (1475)	5208 (1171)	16.70	13,122 (2950)		

Performance specification data and curves reflect nominal system performance of a typical system with the motor at 40 °C (104 °F) and the drive at 50 °C (122 °F) ambient temperature, and rated line voltage. For additional information on ambient temperature and line conditions, refer to Motion Analyzer.

Performance Specifications with (roller screw) Electric Cylinders

Electric Cylinder Cat. No.	Maximum Speed mm/s (in/s)	System Continuous Stall Current A 0-pk	System Continuous Stall Force N (lb)		System Peak Stall Current A 0-pk	System Peak Stall Force N (lb)	Motor Output Power Rating kW	Kinetix 5300 Drives (480V AC input)
			25 °C (77 °F)	40 °C (104 °F)				
MPAI-B3076RM1	305 (12)	1.45	1557 (350)	1237 (278)	4.57	4862 (1093)	0.27	2198-C4004-ERS
MPAI-B3076SM1	610 (24)		778 (175)	618 (139)		2431 (547)		
MPAI-B3150RM3	279 (11)	2.81	3781 (850)	3003 (675)	7.07	7562 (1700)	0.39	2198-C4007-ERS
MPAI-B3300RM3	176 (6.9)							
MPAI-B3450RM3	559 (22)		1891 (425)	1499 (337)	7.07	3781 (850)		
MPAI-B3150SM3	353 (14)							
MPAI-B3300SM3	353 (14)							
MPAI-B4150RM3	279 (11)	5.61	7340 (1650)	5827 (1310)	14.14	14,679 (3300)	0.43	2198-C4015-ERS
MPAI-B4300RM3	196 (7.6)							
MPAI-B4450RM3	559 (22)		3670 (825)	2914 (655)	14.14	7340 (1650)		
MPAI-B4150SM3	393 (15)							
MPAI-B4300SM3	393 (15)							
MPAI-B4450SM3	393 (15)							

Performance specification data and curves reflect nominal system performance of a typical system with the motor at 40 °C (104 °F) and the drive at 50 °C (122 °F) ambient temperature, and rated line voltage. For additional information on ambient temperature and line conditions, refer to Motion Analyzer.

LDC-Series Performance Specifications with Kinetix 5300 Drives

Performance Specifications with Kinetix 5300 (200V-class) Drives

Linear Motor Cat. No.	Maximum Speed m/s (ft/s)	System Continuous (1) Stall Current A 0-pk	System Continuous (1) Stall Force N (lb)	System Peak Stall Current A 0-pk	System Peak Stall Force N (lb)	Linear Motor Rated (1) Output kW	Kinetix 5300 Drives (2) (230V AC input)
LDC-C030100-DHT	10.0 (32.8)	4.1...6.1	74...111 (17...25)	12.1	188 (42)	0.37...0.55	2198-C1007-ERS
LDC-C030200-DHT		8.1...12.2	148...222 (33...50)	24.3	375 (84)	0.74...1.11	2198-C1015-ERS
LDC-C030200-EHT		4.1...6.1		12.1			2198-C1007-ERS
LDC-C050100-DHT	10.0 (32.8)	3.9...5.9	119...179 (27...40)	11.7	302 (68)	0.59...0.89	2198-C1004-ERS
LDC-C050200-DHT		7.9...11.8	240...359 (54...81)	23.3	600 (135)	1.20...1.79	2198-C1015-ERS
LDC-C050200-EHT		3.9...5.9		11.6			2198-C1004-ERS
LDC-C050300-DHT		11.8...17.7	363...544 (82...122)	35.9	941 (212)	1.81...2.72	2198-C1015-ERS (3)
LDC-C050300-EHT		3.9...5.9		12.0			2198-C1004-ERS
LDC-C075200-DHT	10.0 (32.8)	7.7...11.5	348...523 (78...117)	22.9	882 (198)	1.74...2.61	2198-C1015-ERS
LDC-C075200-EHT		3.8...5.7		11.5			2198-C1004-ERS
LDC-C075300-DHT		11.5...17.2	523...784 (117...176)	35.6	1368 (308)	2.61...3.92	2198-C1015-ERS (3)
LDC-C075300-EHT		3.8...5.7		11.9			2198-C1004-ERS
LDC-C075400-DHT		15.3...23.0	697...1045 (157...235)	47.4	1824 (410)	3.48...5.22	2198-C1020-ERS
LDC-C075400-EHT		7.7...11.5		23.7			2198-C1015-ERS
LDC-C100300-DHT	10.0 (32.8)	11.1...16.7	674...1012 (152...227)	34.3	1767 (397)	3.37...5.06	2198-C1015-ERS (3)
LDC-C100300-EHT		3.7...5.6		11.4			2198-C1004-ERS
LDC-C100400-DHT		14.8...22.2	899...1349 (202...303)	45.7	2356 (530)	4.49...6.74	2198-C1020-ERS
LDC-C100400-EHT		7.4...11.1		22.8			2198-C1015-ERS
LDC-C100600-DHT		22.2...33.3	1349...2023 (303...455)	68.5	3534 (794)	6.74...10.11	2198-C2030-ERS
LDC-C150400-DHT	10.0 (32.8)	14.1...21.1	1281...1922 (288...432)	45.2	3498 (786)	6.40...9.61	2198-C1020-ERS
LDC-C150600-DHT		21.1...31.7	1922...2882 (432...648)	67.8	5246 (1179)	9.61...14.41	2198-C2030-ERS

(1) Values represent the range between no cooling (low value) and water cooling (high value).

(2) Drives selected are for motors with no cooling. System current, force, and power ratings can be limited by the drive for air and water cooled motors. In those situations, use a higher power drive to achieve full-system ratings for air and water cooled motors.

(3) Rated peak stall-torque is specified with three-phase operation. To achieve rated peak stall-torque performance with single-phase operation, use catalog number 2198-C1020-ERS.

Performance specification data and curves reflect nominal system performance of a typical system with the motor at 40 °C (104 °F) and the drive at 50 °C (122 °F) ambient temperature, and rated line voltage. For additional information on ambient temperature and line conditions, refer to Motion Analyzer.

Performance Specifications with Kinetix 5300 (400V-class) Drives

Linear Motor Cat. No.	Maximum Speed m/s (ft/s)	System Continuous Stall Current (1) A 0-pk	System Continuous Stall Force (1) N (lb)	System Peak Stall Current A 0-pk	System Peak Stall Force N (lb)	Linear Motor Rated Output kW	Kinetix 5300 Drives (480V AC input)
LDC-C030100-DHT	10.0 (32.8)	4.1...6.1	74...111 (17...25)	12.1	188 (42)	0.37...0.55	2198-C4015-ERS
LDC-C030200-DHT		8.1...12.2	148...222 (33...50)	24.3	375 (84)	0.74...1.11	2198-C4020-ERS
LDC-C030200-EHT		4.1...6.1		12.1			2198-C4015-ERS
LDC-C050100-DHT	10.0 (32.8)	3.9...5.9	119...179 (27...40)	11.7	302 (68)	0.59...0.89	2198-C4007-ERS
LDC-C050200-DHT		7.9...11.8	240...359 (54...81)	23.3	600 (135)	1.20...1.79	2198-C4020-ERS
LDC-C050200-EHT		3.9...5.9		11.6			2198-C4007-ERS
LDC-C050300-DHT		11.8...17.7	363...544 (82...122)	35.9	941 (212)	1.81...2.72	2198-C4030-ERS
LDC-C050300-EHT		3.9...5.9		12.0			2198-C4007-ERS
LDC-C075200-DHT		10.0 (32.8)	7.7...11.5	348...523 (78...117)	22.9	882 (198)	1.74...2.61
LDC-C075200-EHT	3.8...5.7		11.5		2198-C4007-ERS		
LDC-C075300-DHT	11.5...17.2		523...784 (117...176)	35.6	1368 (308)	2.61...3.92	2198-C4030-ERS
LDC-C075300-EHT	3.8...5.7			11.9			2198-C4007-ERS
LDC-C075400-DHT	15.3...23.0		697...1045 (157...235)	47.4	1824 (410)	3.48...5.22	2198-C4030-ERS
LDC-C075400-EHT	7.7...11.5			23.7			2198-C4020-ERS
LDC-C100300-DHT	10.0 (32.8)	11.1...16.7	674...1012 (152...227)	34.3	1767 (397)	3.37...5.06	2198-C4030-ERS
LDC-C100300-EHT		3.7...5.6		11.4			2198-C4007-ERS
LDC-C100400-DHT		14.8...22.2	899...1349 (202...303)	45.7	2356 (530)	4.49...6.74	2198-C4030-ERS
LDC-C100400-EHT		7.4...11.1		22.8			2198-C4020-ERS
LDC-C100600-DHT		22.2...33.3	1349...2023 (303...455)	68.5	3534 (794)	6.74...10.11	2198-C4055-ERS
LDC-C100600-EHT		11.1...16.7		34.3			2198-C4030-ERS
LDC-C150400-DHT	10.0 (32.8)	14.1...21.1	1281...1922 (288...432)	45.2	3498 (786)	6.40...9.61	2198-C4030-ERS
LDC-C150400-EHT		7.0...10.6		22.6			2198-C4015-ERS
LDC-C150600-DHT		21.1...31.7	1922...2882 (432...648)	67.8	5246 (1179)	9.61...14.41	2198-C4055-ERS
LDC-C150600-EHT		10.6...15.8		33.9			2198-C4030-ERS

(1) Values represent the range between no cooling (low value) and water cooling (high value).

Performance specification data and curves reflect nominal system performance of a typical system with the motor at 40 °C (104 °F) and the drive at 50 °C (122 °F) ambient temperature, and rated line voltage. For additional information on ambient temperature and line conditions, refer to Motion Analyzer.

LDL-Series Performance Specifications with Kinetix 5300 (200V-class) Drives

Performance Specifications with Kinetix 5300 (200V-class) Drives

Linear Motor Cat. No.	Maximum Speed m/s (ft/s)	System Continuous Stall Current A 0-pk	System Continuous Stall Force N (lb)	System Peak Stall Current A 0-pk	System Peak Stall Force N (lb)	Linear Motor Rated Output kW	Kinetix 5300 Drives (230V AC input)
LDL-N030120-DHT	10.0 (32.8)	3.0	63 (14)	9.9	209 (47)	0.31	2198-C1007-ERS
LDL-N030240-DHT		6.0	126 (28)	19.9	417 (94)	0.63	2198-C1015-ERS
LDL-N030240-EHT		3.0		9.9			2198-C1007-ERS
LDL-T030120-DHT	10.0 (32.8)	3.0	72 (16)	9.9	239 (54)	0.36	2198-C1007-ERS
LDL-T030240-DHT		6.0	144 (32)	19.9	479 (108)	0.72	2198-C1015-ERS
LDL-T030240-EHT		3.0		9.9			2198-C1007-ERS
LDL-N050120-DHT	10.0 (32.8)	2.7	96 (22)	9.1	317 (71)	0.48	2198-C1007-ERS
LDL-N050240-DHT		5.5	191 (43)	18.1	635 (143)	0.95	2198-C1015-ERS
LDL-N050240-EHT		2.7		9.1			2198-C1007-ERS
LDL-N050360-DHT		8.2	287 (65)	27.2	952 (214)	1.43	2198-C1020-ERS
LDL-N050360-EHT		2.7		9.1			2198-C1007-ERS
LDL-N050480-DHT		10.9	383 (86)	36.3	1269 (285)	1.91	2198-C2030-ERS
LDL-N050480-EHT	5.5	18.1		2198-C1015-ERS			
LDL-T050120-DHT	10.0 (32.8)	2.7	110 (25)	9.1	364 (82)	0.55	2198-C1007-ERS
LDL-T050240-DHT		5.5	220 (49)	18.1	728 (164)	1.10	2198-C1015-ERS
LDL-T050240-EHT		2.7		9.1			2198-C1007-ERS
LDL-T050360-DHT		8.2	329 (74)	27.2	1093 (246)	1.64	2198-C1020-ERS
LDL-T050480-DHT		10.9		36.3			2198-C2030-ERS
LDL-T050480-EHT		5.5	439 (99)	18.1	1457 (327)	2.19	2198-C1015-ERS
LDL-N075480-DHT	10.0 (32.8)	9.9	519 (117)	32.8	1723 (387)	2.59	2198-C2030-ERS
LDL-N075480-EHT		4.9		16.4			2198-C1015-ERS
LDL-T075480-DHT	10.0 (32.8)	9.9	596 (134)	32.8	1977 (444)	2.98	2198-C1020-ERS
LDL-T075480-EHT		4.9		16.4			2198-C1020-ERS

Performance specification data and curves reflect nominal system performance of a typical system with the motor at 40 °C (104 °F) and the drive at 50 °C (122 °F) ambient temperature, and rated line voltage. For additional information on ambient temperature and line conditions, refer to Motion Analyzer.

Kinetix 5100 EtherNet/IP Indexing Servo Drives



Kinetix 5100 servo drives have multiple control modes to support a wide range of high-speed, low-power motion control applications. The drive can be used with a Micro800 controller, a Logix controller or even by itself, allowing OEMs to choose how the product best functions in their applications. The Kinetix 5100 servo drive with Kinetix TLP motor and cable can function as a system without a controller and provide a more cost-effective option for OEMs building smaller machines.

Kinetix 5100 Servo Drive Features

- Offers a more comprehensive power range than comparable solutions:
 - 0.40...2.0 kW at 120...230V AC (single-phase and three-phase)
 - 3.0...15 kW at 230V AC (three-phase)
 - 0.40...15 kW at 480V AC (three-phase)
- TÜV Rheinland certified, PL d, category 3, SIL 2
 - Hardwired Safe Torque Off (STO) standard, without additional parts or wiring
- Features 10 assignable digital inputs (including 2 fast input functions) and 6 assignable digital outputs
- Flexible control architecture for PTO, digital/analog I/O control, or explicit messaging with PLC
- EtherNet/IP™ indexing control and AOI control with PAC
- Provides indexing function (with 99 segments) that provides more motion commands than comparable solutions without the need for a control system
- Kinetix TLP motor winding options that match the drive ratings for optimized system sizing
 - 0.05...15 kW continuous output power
 - 0.7...78 A rms, continuous output current (inverter)
- Support for Hiperface, Nikon 24-bit serial, Tamagawa 17-bit serial, and incremental encoder feedback from Allen-Bradley servo motors
 - Accepts Hiperface multi-turn and single-turn encoder feedback from Kinetix MP servo motors
 - Accepts Nikon 24-bit high-resolution serial encoder feedback from Kinetix TLP servo motors
 - Accepts Digital AqB with UVW from Kinetix MPL and Kinetix TLY servo motors with incremental (-H) encoders
 - Accepts Tamagawa 17-bit high-resolution serial from Kinetix TL/TLY (-B) servo motors
- Accepts load and master feedback from incremental (TTL) encoders
- Helps control system resonance with auto tuning features

To compare drive features across drive families, refer to [Servo Drives](#) beginning on [page 30](#).

Kinetix 5100 Servo Drive Components

Kinetix 5100 servo drive systems consist of these required components:

- 2198-Exxxx-ERS servo drive
- Kinetix TLP servo motor
 - Use 2090-CTFB-MxDD cable with (drive-end) connector
- Kinetix MPL, MPM, MPF, or MPS servo motor
 - Use 2090-CPxM7DF power/brake cable with (drive-end) flying-leads
 - Use 2090-CFBM7DD feedback cable with (drive-end) connector or 2090-CFBM7DF flying-lead feedback cables with 2198-K51CK-D15M feedback connector kit
- Kinetix TLY servo motor
 - Use 2090-CPxM6DF power/brake cable with (drive-end) flying-leads
 - Use 2090-CFBM6DD feedback cable with (drive-end) connector or 2090-CFBM6DF flying-lead feedback cables with 2198-K51CK-D15M feedback connector kit
- KNX5100C software for Kinetix 5100 drive configuration
 - 2198-USBC mini-USB interface cable (and 2198-USBF filter)
- One 2198-TBIO terminal expansion block
- One 1606-XLxxx 24V power supply for safe torque-off circuitry and the output to motor brake control

Kinetix 5100 servo drive systems can also include any of these optional components:

- 2198-DBxxx-F AC line filter
- 2198-Rxxx or 2097-Rx passive shunt resistor
- 2198-AUXKIT auxiliary feedback connector kit
- 2198-KTBT feedback battery-box kit (included with 2090-CTFB-MxDD cables and available as a replacement)
- 1585J-M8CBJM-x (shielded) Ethernet cable

For detailed Kinetix 5100 drive system requirements, refer to the Kinetix 5100 Drive Systems Design Guide, publication [KNX-RM011](#).

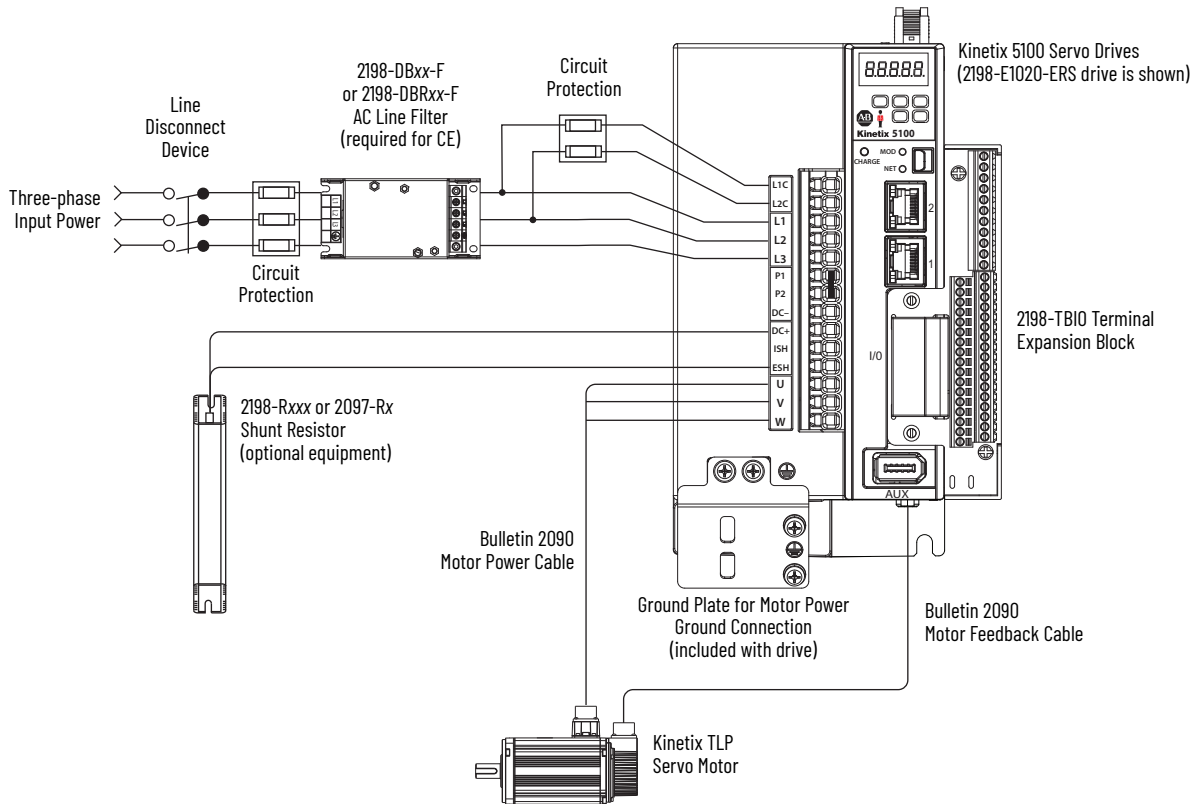
Kinetix 5100 Servo Drive Selection

Drive Cat. No.	Input Voltage	Continuous Output Power kW	Continuous Output Current A (rms)	Peak Output Current A (rms)	Features
2198-E1004-ERS	95...132V rms single-phase 170...253V rms single-phase 170...253V rms three-phase	0.20 0.40 0.40	2.60	6.50	<ul style="list-style-type: none"> • Designed for optimum performance with Kinetix TLP servo motors • EtherNet/IP™ Indexing • Standalone (pulse train, Digital I/O, and analog I/O control) • Safe torque-off
2198-E1007-ERS		0.375 0.75 0.75	5.10	15.4	
2198-E1015-ERS		0.75 1.50 1.50	7.90	23.7	
2198-E1020-ERS		1.00 2.00 2.00	13.4	40.6	
2198-E2030-ERS	170...253V rms three-phase	3.00	17.9	55.95	
2198-E2055-ERS		5.50	41.3	91.4	
2198-E2075-ERS		7.50	49.0	127.5	
2198-E2150-ERS		15.00	78.0	162.0	
2198-E4004-ERS	342...528V rms three-phase	0.40	1.60	5.4	
2198-E4007-ERS		0.75	3.19	8.0	
2198-E4015-ERS		1.50	6.05	15.11	
2198-E4020-ERS		2.00	7.42	20.78	
2198-E4030-ERS		3.00	13.95	26.08	
2198-E4055-ERS		5.50	24.8	37.65	
2198-E4075-ERS		7.50	31.0	53.32	
2198-E4150-ERS		15.0	41.26	70.14	

For Kinetix 5100 servo drive specifications not included in this publication, refer to the Kinetix Servo Drives Technical Data, publication [KNX-TD003](#).

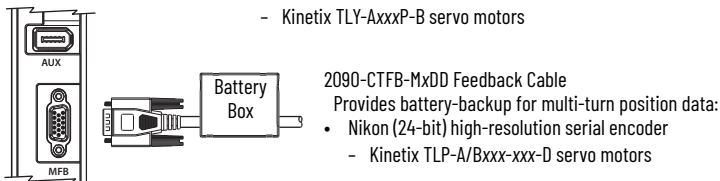
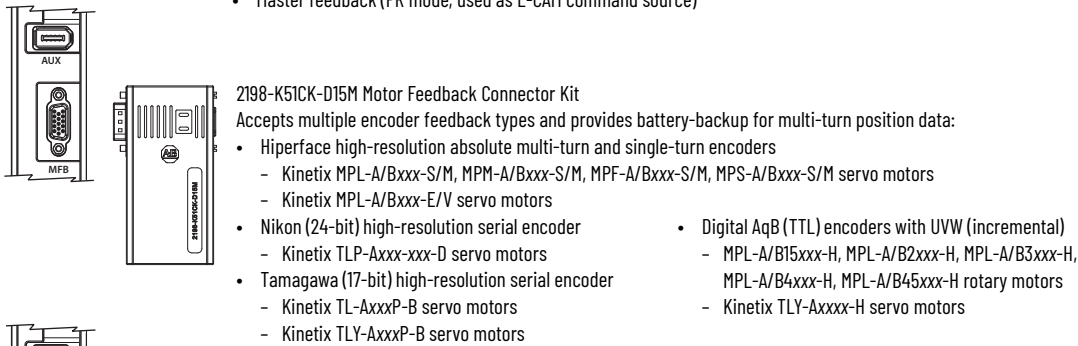
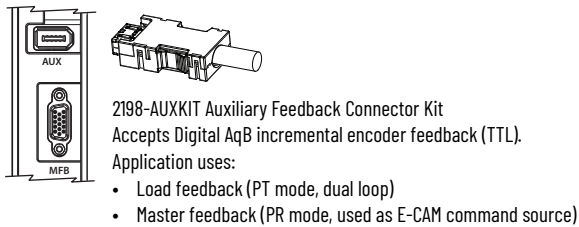
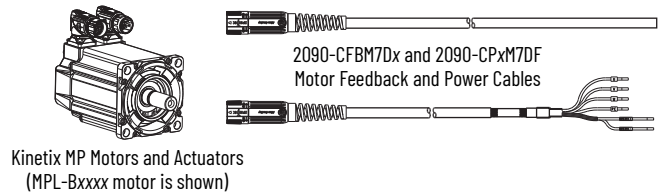
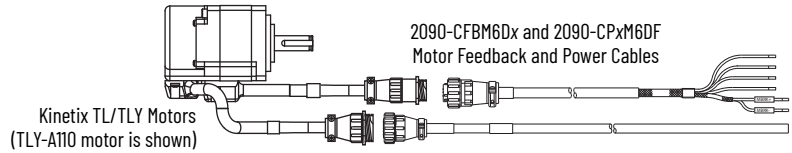

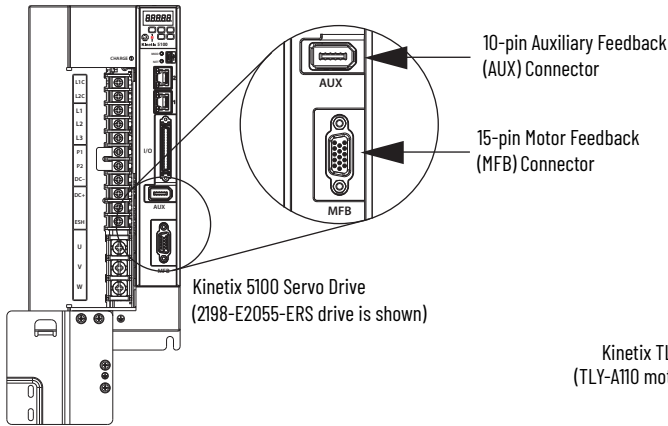
Typical Hardware Configuration

Typical Kinetix 5100 drive systems include single-phase and three-phase standalone configurations. In this example, three-phase input power is applied to the Kinetix 5100 drive.



Motor and Auxiliary Feedback Configurations

Motor feedback connections are made at the 15-pin motor feedback (MFB) connector. Auxiliary feedback connections are made by using the auxiliary feedback (AUX) connector. These examples illustrate how you can use the Bulletin 2198 connector kits for making these connections.



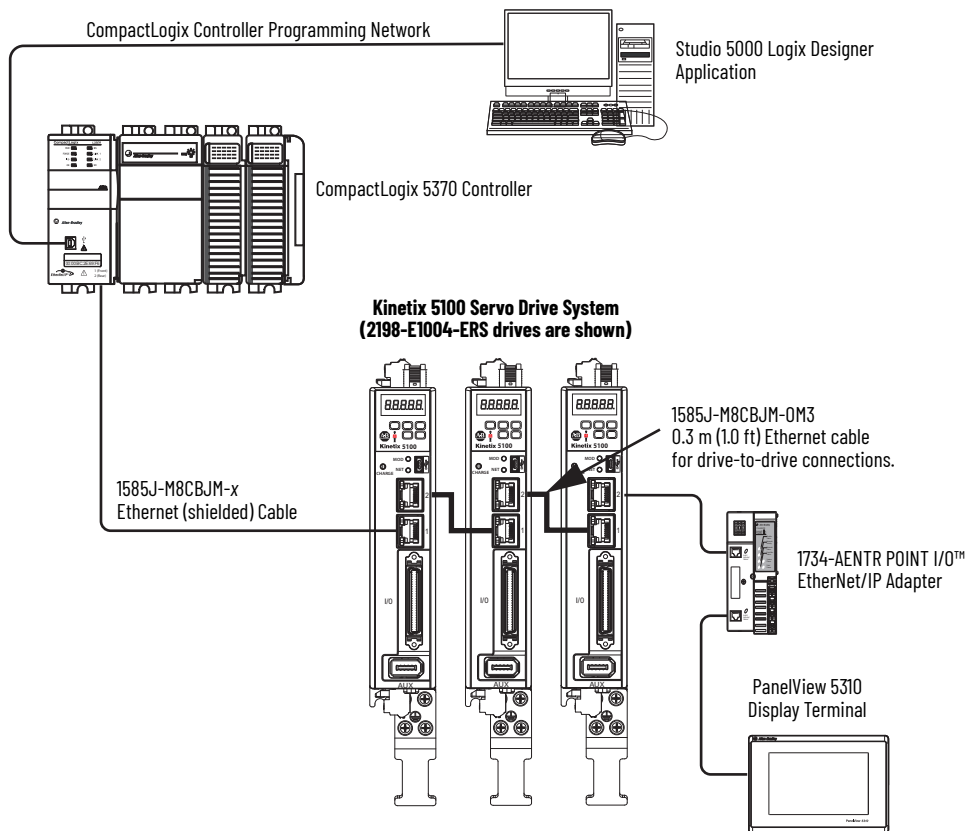
Typical Communication Configurations

The Kinetix 5100 drives support linear, ring, and star Ethernet topologies by using ControlLogix, CompactLogix, Micrologix, and Micro800 controllers.

These examples feature the CompactLogix 5370 programmable automation controllers (catalog number 1769-LxxER, for example) with support for Kinetix 5100 drives via implicit messaging (by using Add-On Instruction, for example) or Explicit Messaging over the EtherNet/IP network. Other Allen-Bradley controllers are also compatible with the Kinetix 5100 servo drives.

In this example, all devices are connected in linear topology. The Kinetix 5100 drives include dual-port connectivity, however, if any device becomes disconnected, all devices downstream of that device lose communication. Devices without dual-ports must include the 1783-ETAP module or be connected at the end of the line.

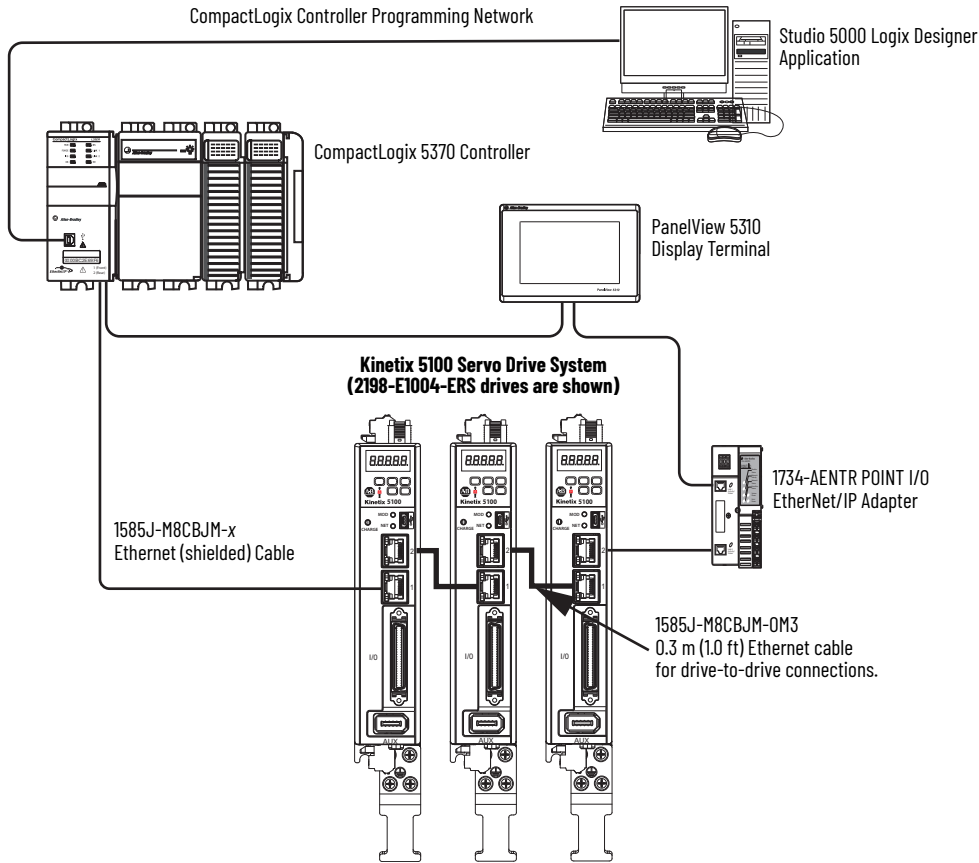
Kinetix 5100 Linear Communication



In this example, the devices are connected by using ring topology. If only one device in the ring is disconnected, the rest of the devices continue to communicate. For ring topology to work correctly, a Device Level Ring (DLR) supervisor is required (for example, the Bulletin 1783 ETAP device). DLR is an ODVA standard. For more information, refer to the EtherNet/IP Embedded Switch Technology Application Guide, publication [ENET-AP005](#).

Devices without dual-ports, for example the display terminal, require a 1783-ETAP module to complete the network ring.

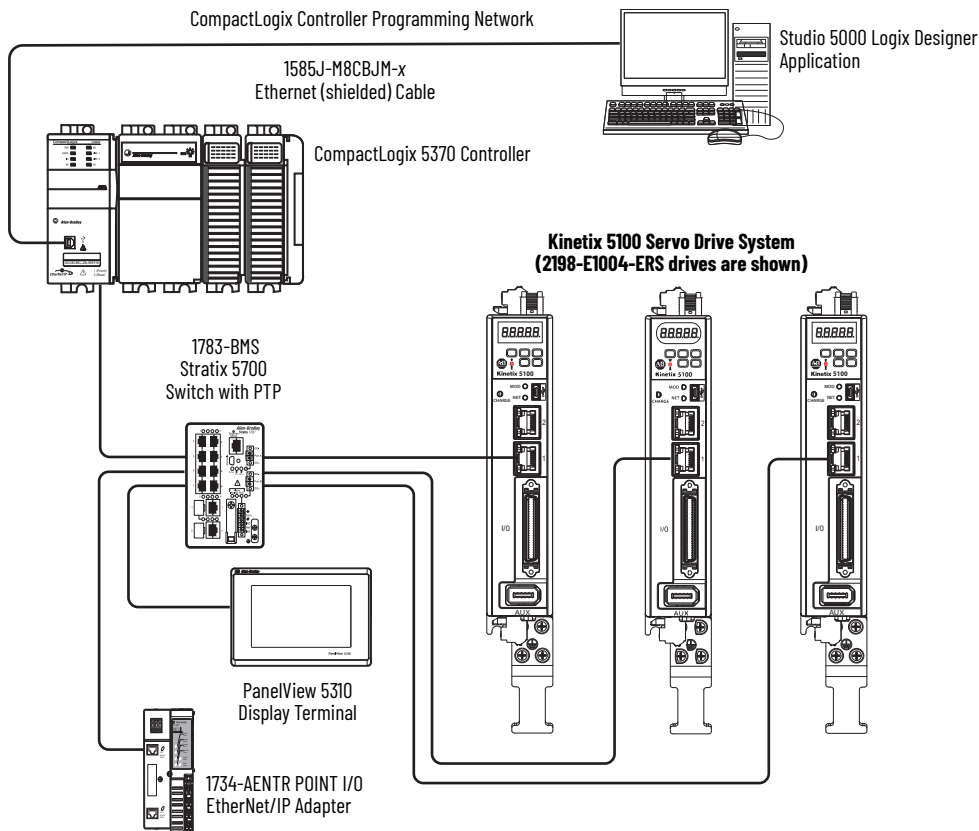
Kinetix 5100 Ring Communication



In this example, the devices are connected by using star topology. Each device is connected directly to the switch.

Kinetix 5100 drives have dual-ports, so linear topology is maintained from drive-to-drive, but Kinetix 5100 drives and other devices operate independently. The loss of one device does not impact the operation of other devices.

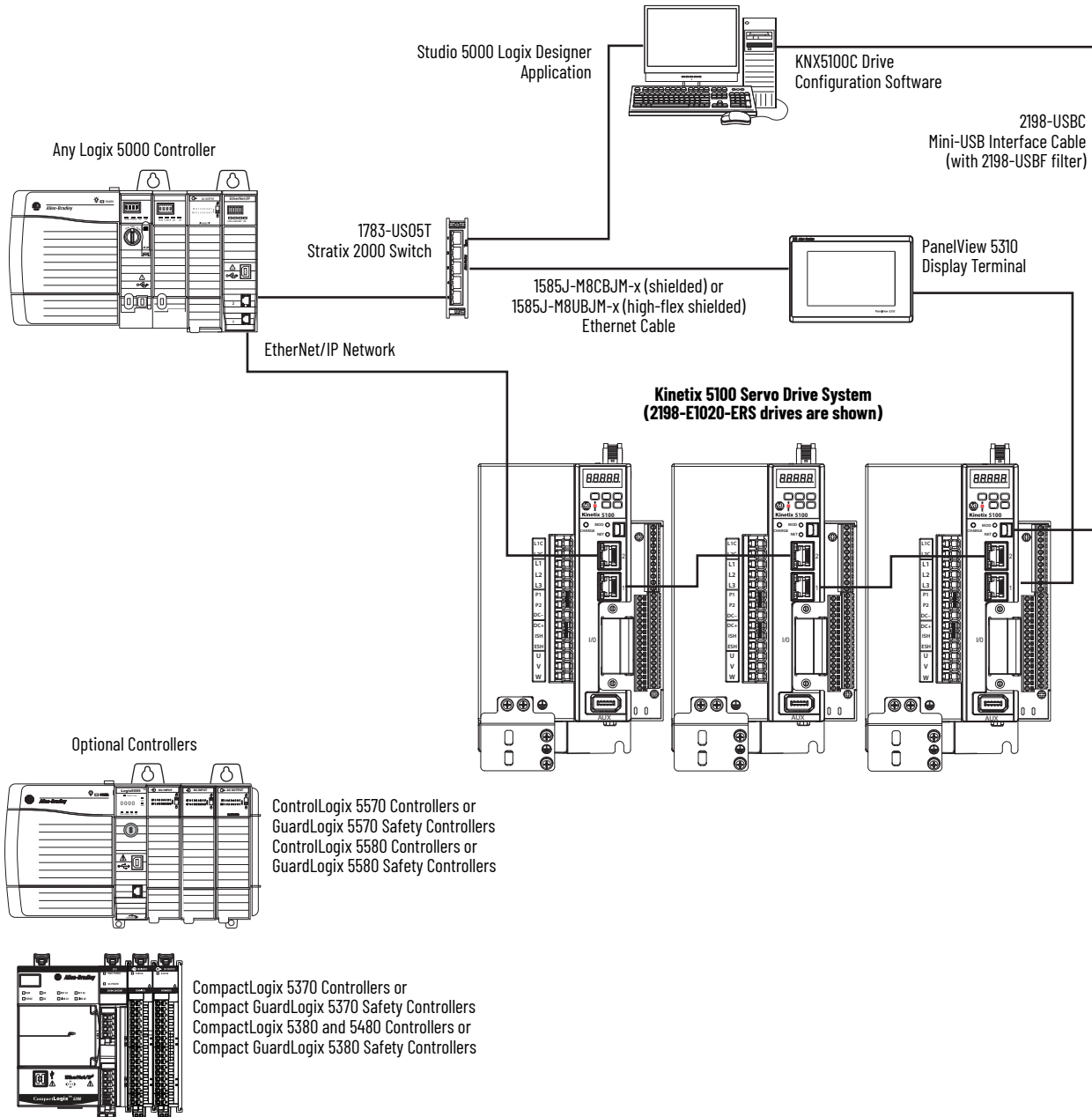
Kinetix 5100 Star Communication



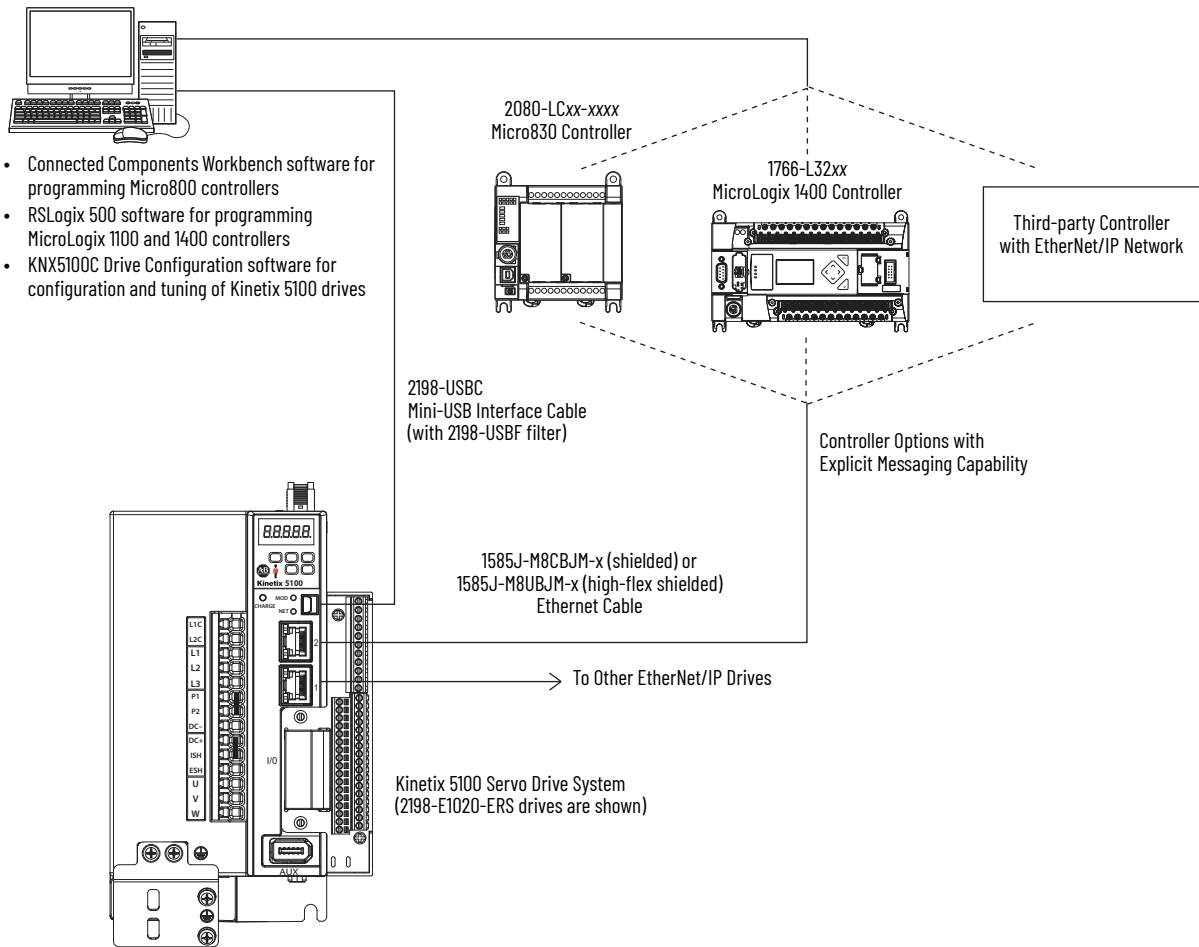
Typical Control Configurations

You can configure Kinetix 5100 servo drives by using various methods for network control.

Kinetix 5100 Drive System with PAC Controller and EtherNet/IP Network Control



Kinetix 5100 Drive System with PLC Controller and Explicit Messaging Control

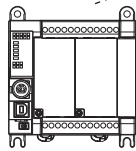


Kinetix 5100 Drive System with PLC Controller and PTO, Analog or Digital I/O Control

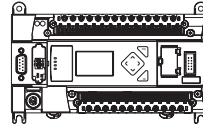


- Connected Components Workbench software for programming Micro800 controllers
- RSLogix 500 software for programming MicroLogix 1100 and 1400 controllers
- KNX5100C Drive Configuration software for configuration and tuning of Kinetix 5100 drives

2080-LCxx-xxxx
Micro830 Controller



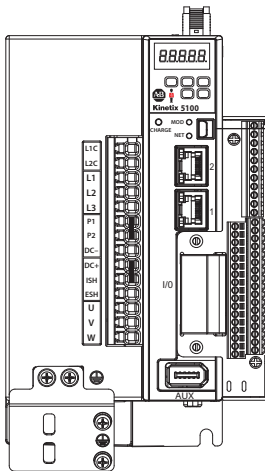
1766-L32xx
MicroLogix 1400 Controller



Third-party Controller
with Pulse Train Output or
Analog or Digital I/O

2198-USBC
Mini-USB Interface Cable
(with 2198-USBF filter)

Controller Options with
Pulse Train Output, Analog or
Digital I/O (indexing)

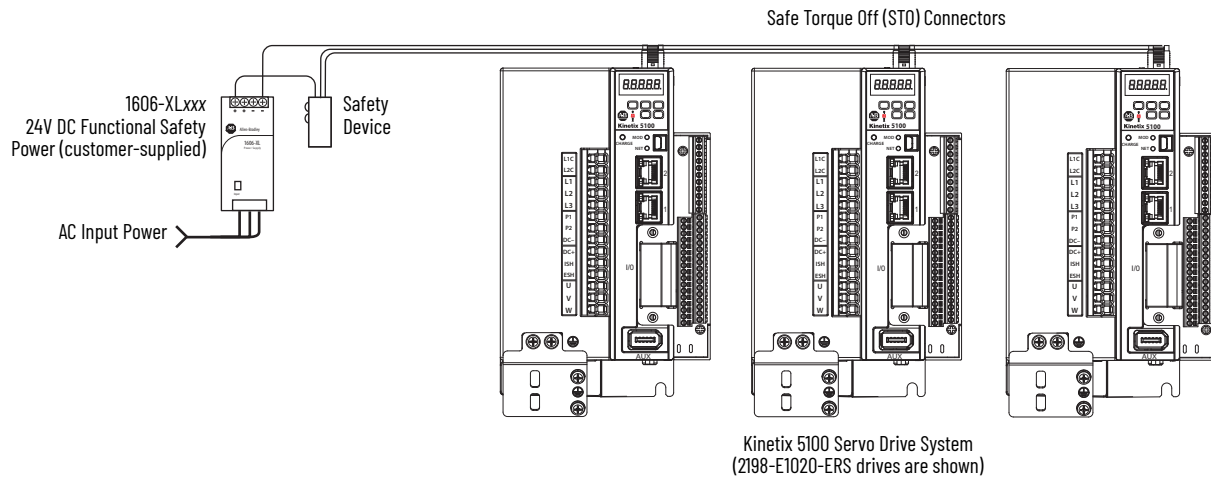


Kinetix 5100 Servo Drive System
(2198-E1020-ERS drives are shown)

Safe Torque Off Configuration

Kinetix 5100 servo drives are capable of Safe Torque Off (STO) safety functions via hardwired connections. In this example, the Safe Torque Off (STO) connectors are wired to external safety-devices with cascading, hardwired, safety connections from one drive to another.

Hardwired Safe Torque Off



Rotary Motion Performance Specifications

These rotary motor families are compatible with Kinetix 5100 servo drives.

Rotary Motor Family	Page
Kinetix TLP multi-purpose servo motors	152
Kinetix MPL low-inertia servo motors	153
Kinetix MPM medium-inertia servo motors	154
Kinetix MPF food-grade servo motors	156
Kinetix MPS stainless-steel servo motors	156
Kinetix TLY compact servo motors	157

For Kinetix 5100 drive system combinations that include cable catalog number selection and torque/speed curves, refer to the Kinetix 5100 Drive Systems Design Guide, publication [KNX-RM01](#).

IMPORTANT These system combinations do not include all possible motor/drive combinations. Refer to Motion Analyzer to verify compatibility. To access Motion Analyzer, go to: <https://motionanalyzer.rockwellautomation.com>.

Kinetix TLP Motor Performance Specifications with Kinetix 5100 Drives

Performance Specifications with Kinetix 5100 (200V-class) Drives

Rotary Motor Cat. No.	Rated Speed rpm	Maximum Speed rpm	System Continuous Stall Current A rms	System Continuous Stall Torque N·m (lb·in)	System Peak Stall Current A rms	System Peak Stall Torque N·m (lb·in)	Motor Rated Output kW (Hp)	Kinetix 5100 Drives (230V AC input)
TLP-A046-005	3000	6000	0.70	0.16 (1.42)	2.286	0.447 (3.96)	0.05 (0.067)	2198-E1004-ERS
TLP-A046-010	3000	6000	0.96	0.32 (2.83)	3.370	1.034 (9.15)	0.10 (0.134)	2198-E1004-ERS
TLP-A070-020	3000	6000	1.65	0.64 (5.66)	5.500	2.160 (19.12)	0.20 (0.268)	2198-E1004-ERS
TLP-A070-040	3000	6000	2.60	1.22 (10.8)	6.500	2.91 (25.80)	0.38 (0.509)	2198-E1004-ERS
			2.70	1.27 (11.2)	9.500	4.275 (37.84)	0.40 (0.536)	2198-E1007-ERS
TLP-A090-075	3000	6000	4.50	2.39 (21.2)	15.41	7.505 (66.42)	0.75 (1.005)	2198-E1007-ERS
TLP-A100-100	3000	3000	4.31	3.18 (28.2)	12.37	8.740 (77.36)	1.0 (1.34)	2198-E1007-ERS
							1.0 (1.34)	2198-E1015-ERS
TLP-A115-100	3000	5000	7.45	3.18 (28.2)	23.70	8.455 (74.83)	1.0 (1.34)	2198-E1015-ERS
TLP-A115-200	3000	5000	12.50	6.37 (56.4)	40.58	17.48 (154.7)	2.0 (2.68)	2198-E1020-ERS
TLP-A145-050	2000	3000	3.26	2.39 (21.6)	9.180	6.81 (60.27)	0.50 (0.670)	2198-E1007-ERS
TLP-A145-090	1000	2000	7.90	8.30 (73.5)	21.80	20.52 (181.6)	0.87 (1.167)	2198-E1015-ERS
			8.12	8.59 (76.0)			0.90 (1.206)	2198-E1020-ERS
TLP-A145-100	2000	3000	6.11	4.77 (42.2)	19.73	13.30 (117.7)	1.0 (1.34)	2198-E1015-ERS
TLP-A145-150	2000	3000	7.90	6.22 (55.1)	23.70	15.92 (140.9)	1.3 (1.74)	2198-E1015-ERS
			8.80	7.16 (63.4)	29.13	19.66 (174.0)	1.5 (2.01)	2198-E1020-ERS
TLP-A145-250	3000	4500	15.32	7.96 (70.5)	55.95	24.51 (216.9)	2.5 (3.35)	2198-E2030-ERS
TLP-A200-200	2000	3000	12.30	9.55 (84.3)	33.66	21.85 (193.4)	2.0 (2.68)	2198-E1020-ERS
TLP-A200-300	1500	2500	17.90	16.81 (148.8)	55.95	45.62 (403.7)	2.6 (3.49)	2198-E2030-ERS
			20.25	19.10 (169.1)	57.50	47.03 (416.3)	3.0 (4.02)	2198-E2055-ERS
TLP-A200-350	2000	3000	22.16	16.71 (147.9)	65.40	43.23 (382.6)	3.5 (4.69)	2198-E2055-ERS
TLP-A200-450	1500	3000	37.07	28.65 (253.6)	91.40	64.04 (566.8)	4.5 (6.03)	2198-E2055-ERS
TLP-A200-550	1500	3000	41.13	35.01 (309.9)	91.40	67.67 (598.9)	5.5 (7.37)	2198-E2055-ERS
					108.0	79.96 (707.7)		2198-E2075-ERS
TLP-A200-750	1500	2500	49.0	45.36 (401.4)	127.5	104.30 (923.1)	7.1 (9.52)	2198-E2075-ERS
			49.80	47.74 (422.5)			7.5 (10.1)	2198-E2150-ERS
TLP-A235-11K	1500	2000	57.72	70.0 (619.6)	129.5	144.30 (1277)	11.0 (14.7)	2198-E2150-ERS
TLP-A235-15K	1500	2000	75.40	95.40 (844.4)	162.0	184.57 (1634)	15.0 (20.1)	2198-E2150-ERS

Performance specification data and curves reflect nominal system performance of a typical system with motor ambient at 40 °C (104 °F), drive ambient at 50 °C (122 °F), and rated line voltage. For additional information on ambient and line conditions, refer to Motion Analyzer.

Performance Specifications with Kinetix 5100 (400V-class) Drives

Rotary Motor Cat. No.	Rated Speed rpm	Maximum Speed rpm	System Continuous Stall Current A rms	System Continuous Stall Torque N·m (lb·in)	System Peak Stall Current A rms	System Peak Stall Torque N·m (lb·in)	Motor Rated Output kW (Hp)	Kinetix 5100 Drives (380/480V AC input)
TLP-B070-040	3000	6000	1.47	1.27 (11.2)	5.30	4.25 (37.6)	0.40 (0.54)	2198-E4004-ERS
TLP-B090-075	3000	6000	2.99	2.39 (21.2)	10.85	8.05 (71.2)	0.75 (1.01)	2198-E4015-ERS
TLP-B115-100	3000	5000	4.30	3.18 (28.1)	15.11	9.34 (82.6)	1.0 (1.34)	2198-E4015-ERS
TLP-B115-200	3000	5000	7.0	6.37 (56.4)	25.40	19.10 (169.0)	2.0 (2.68)	2198-E4030-ERS
TLP-B145-050	2000	3000	1.89	2.39 (21.2)	5.49	6.93 (61.3)	0.50 (0.67)	2198-E4007-ERS
TLP-B145-100	2000	3000	3.54	4.77 (42.4)	12.29	13.03 (115.3)	1.0 (1.34)	2198-E4015-ERS
TLP-B145-150	2000	3000	5.20	7.16 (63.4)	18.34	20.54 (181.8)	1.5 (2.01)	2198-E4020-ERS
TLP-B145-200	2000	3000	6.85	9.55 (84.5)	21.35	24.40 (216.0)	2.0 (2.68)	2198-E4020-ERS
TLP-B145-250	3000	4500	8.60	7.96 (70.5)	33.40	26.30 (232.8)	2.5 (3.35)	2198-E4055-ERS
TLP-B200-300	1500	2500	11.65	19.1 (169.0)	34.10	47.8 (423.0)	3.0 (4.02)	2198-E4030-ERS
TLP-B200-450	1500	3000	21.18	28.7 (254.0)	58.41	67.6 (598.0)	4.5 (6.03)	2198-E4075-ERS
TLP-B200-550	1500	3000	23.62	35.0 (310.0)	66.60	83.8 (742.0)	5.5 (7.38)	2198-E4075-ERS
TLP-B200-750	1500	2500	28.90	47.7 (422.0)	70.0	101.3 (896.0)	7.5 (10.1)	2198-E4150-ERS
TLP-B235-11K	1500	2000	29.60	70.0 (620.0)	70.0	158.5 (1403)	11.0 (14.8)	2198-E4150-ERS
TLP-B235-14K	1500	2000	40.30	89.1 (789.0)	70.0	143.6 (1271)	14.0 (18.8)	2198-E4150-ERS

Performance specification data and curves reflect nominal system performance of a typical system with motor ambient at 40 °C (104 °F), drive ambient at 50 °C (122 °F), and rated line voltage. For additional information on ambient and line conditions, refer to Motion Analyzer.

Kinetix MPL Motor Performance Specifications with Kinetix 5100 Drives

Performance Specifications with Kinetix 5100 (200V-class) Drives

Rotary Motor Cat. No.	Rated Speed rpm	Maximum Speed rpm	System Continuous Stall Current A 0-pk	System Continuous Stall Torque N·m (lb·in)	System Peak Stall Current A 0-pk	System Peak Stall Torque N·m (lb·in)	Motor Rated Output kW	Kinetix 5100 Drives (230V AC input)
MPL-A1510V	8000	8000	1.05	0.26 (2.3)	3.40	0.77 (6.8)	0.16	2198-E1004-ERS
MPL-A1520U	7000	7000	1.80	0.49 (4.3)	6.10	1.58 (13.9)	0.27	2198-E1004-ERS
MPL-A1530U	7000	7000	2.82	0.90 (8.0)	9.19 10.1	2.57 (22.7) 2.82 (24.9)	0.39	2198-E1004-ERS 2198-E1007-ERS
MPL-A210V	8000	8000	3.09	0.55 (4.8)	9.19 10.2	1.37 (12.1) 1.52 (13.4)	0.37	2198-E1004-ERS 2198-E1007-ERS
MPL-A220T	6000	6000	4.54	1.61 (14.2)	15.5	4.74 (41.9)	0.62	2198-E1007-ERS
MPL-A230P	5000	5000	5.40	2.10 (18.6)	21.79 23.0	7.77 (68.8) 8.2 (73.0)	0.86	2198-E1007-ERS 2198-E1015-ERS
MPL-A310F	3000	3000	3.20	1.58 (14.0)	9.19	3.61 (31.9)	0.46	2198-E1004-ERS
MPL-A310P	5000	5000	4.85	1.58 (14.0)	14.0	3.61 (31.9)	0.73	2198-E1007-ERS
MPL-A320H	3500	3500	6.10	3.05 (27.0)	19.3	7.91 (70.0)	1.0	2198-E1007-ERS
MPL-A320P	5000	5000	9.00	3.05 (27.0)	29.5	7.91 (70.0)	1.3	2198-E1015-ERS
MPL-A330P	5000	5000	12.0	4.18 (37.0)	38.0	11.1 (98.2)	1.8	2198-E1020-ERS
MPL-A420P	5000	5000	12.7	4.79 (42.3)	46.0	13.5 (120)	2.0	2198-E1020-ERS
MPL-A430H	3500	3500	12.2	6.21 (55.0)	45.0	19.8 (175)	1.8	2198-E1020-ERS
MPL-A430P	5000	5000	16.80	5.99 (52.9)	57.39 67.0	16.96 (150) 19.8 (175)	2.2	2198-E1020-ERS 2198-E2030-ERS
MPL-A4530F	2800	2800	13.40	8.36 (74.0)	42.0	20.3 (179)	1.9	2198-E1020-ERS
MPL-A4530K	4000	4000	19.50	8.13 (71.9)	62.0	20.3 (179)	2.5	2198-E2030-ERS
MPL-A4540C	1500	1500	9.40	10.30 (91.1)	29.0	27.1 (239)	1.5	2198-E1015-ERS
MPL-A4540F	3000	3000	18.40	10.19 (90.1)	57.39	27.1 (239)	2.6	2198-E1020-ERS
MPL-A4560F	3000	3000	22.0	14.1 (125)	66.0	34.4 (305)	3.0	2198-E2030-ERS
MPL-A520K	4000	4000	23.0	10.77 (95.2)	65.0	24.3 (215)	3.5	2198-E2030-ERS
MPL-A540K	4000	4000	41.5	19.42 (171)	120.0	48.6 (430)	5.5	2198-E2055-ERS
MPL-A560F	3000	3000	42.0	27.39 (242)	120.0	61.0 (540)	5.3	2198-E2055-ERS

Performance specification data and curves reflect nominal system performance of a typical system with motor ambient at 40 °C (104 °F), drive ambient at 50 °C (122 °F), and rated line voltage. For additional information on ambient and line conditions, refer to Motion Analyzer.

Performance Specifications with Kinetix 5100 (400V-class) Drives

Rotary Motor Cat. No.	Rated Speed rpm	Maximum Speed rpm	System Continuous Stall Current A 0-pk	System Continuous Stall Torque N·m (lb·in)	System Peak Stall Current A 0-pk	System Peak Stall Torque N·m (lb·in)	Motor Rated Output kW	Kinetix 5100 Drives (480V AC input)
MPL-B1510V	8000	8000	0.95	0.26 (2.3)	3.10	0.77 (6.8)	0.16	2198-E4004-ERS
MPL-B1520U	7000	7000	1.80	0.49 (4.3)	6.10	1.58 (13.9)	0.27	2198-E4004-ERS
MPL-B1530U	7000	7000	2.0	0.90 (8.0)	7.20	2.82 (24.9)	0.39	2198-E4004-ERS
MPL-B210V	8000	8000	1.75	0.55 (4.9)	5.80	1.52 (13.4)	0.37	2198-E4004-ERS
MPL-B220T	6000	6000	3.30	1.61 (14.2)	11.3	4.74 (41.9)	0.62	2198-E4007-ERS
MPL-B230P	5000	5000	2.60	2.10 (18.6)	11.3	8.20 (73.0)	0.86	2198-E4007-ERS
MPL-B310P	5000	5000	2.4	1.6 (14.1)	7.10	3.6 (32.0)	0.77	2198-E4007-ERS
MPL-B320P	5000	5000	4.5	3.10 (27)	11.3 14.0	6.6 (58.4) 8.2 (72.5)	1.5	2198-E4007-ERS 2198-E4015-ERS
MPL-B330P	5000	5000	6.1	4.18 (37)	19.0	11.1 (98.2)	1.8	2198-E4015-ERS
MPL-B420P	5000	5000	6.4	4.74 (42)	21.4 22.0	13.1 (116) 13.5 (119)	1.9	2198-E4015-ERS 2198-E4020-ERS
MPL-B430P	5000	5000	9.2	6.55 (58)	29.4 32.0	18.2 (161) 19.8 (175)	2.2	2198-E4020-ERS 2198-E4030-ERS
MPL-B4530F	3000	3000	7.0	8.25 (73)	21.0	20.3 (180)	2.1	2198-E4015-ERS
MPL-B4530K	4000	4000	11.0	8.25 (73)	31.0	20.3 (179)	2.6	2198-E4030-ERS
MPL-B4540F	3000	3000	9.1	10.20 (90)	29.0	27.1 (240)	2.6	2198-E4020-ERS
MPL-B4560F	3000	3000	11.8	14.0 (124)	36.0	34.4 (304)	3.2	2198-E4030-ERS
MPL-B520K	3500	4000	11.5	10.7 (95)	33.0	23.2 (205)	3.5	2198-E4030-ERS
MPL-B540D	2000	2000	10.5	19.4 (172)	23.0	41.0 (362)	3.4	2198-E4020-ERS

Performance Specifications with Kinetix 5100 (400V-class) Drives (continued)

Rotary Motor Cat. No.	Rated Speed rpm	Maximum Speed rpm	System Continuous Stall Current A 0-pk	System Continuous Stall Torque N·m (lb·in)	System Peak Stall Current A 0-pk	System Peak Stall Torque N·m (lb·in)	Motor Rated Output kW	Kinetix 5100 Drives (480V AC input)
MPL-B540K	4000	4000	20.5	19.4 (172)	53.2	43.1 (381)	5.4	2198-E4055-ERS
					60.0	48.6 (430)		2198-E4075-ERS
MPL-B560F	3000	3000	20.6	26.8 (237)	53.2	53.0 (469)	5.5	2198-E4055-ERS
					68.0	67.8 (600)		2198-E4075-ERS
MPL-B580F	3000	3000	26.0	34.0 (301)	53.2	49.2 (435)	7.1	2198-E4055-ERS
					94.0	87.0 (770)		2198-E4150-ERS
MPL-B580J	3800	3800	32.0	34.0 (301)	53.2	45.8 (405)	7.9	2198-E4055-ERS
					94.0	81.0 (717)		2198-E4150-ERS
MPL-B640F	2000	3000	32.1	36.7 (325)	53.2	59.2 (524)	6.1	2198-E4055-ERS
					65.0	72.3 (640)		2198-E4075-ERS
MPL-B660F	2000	3000	38.5	48.0 (425)	75.4	79.4 (703)	6.1	2198-E4075-ERS
					96.0	101.1 (895)		2198-E4150-ERS
MPL-B680D	2000	2000	34.0	62.8 (556)	53.2	87.3 (772)	9.3	2198-E4055-ERS
					94.0	154.2 (1365)		2198-E4150-ERS
MPL-B680F	2000	3000	48.0	60.0 (531)	96.0	108.5 (960)	7.5	2198-E4150-ERS
MPL-B680H	2000	3500	51.0	60.0 (531)	140	146.9 (1300)	7.5	2198-E4150-ERS
MPL-B860D	2000	2000	47.5	83.0 (735)	95.5	152.5 (1350)	12.5	2198-E4150-ERS
MPL-B880C	1500	1500	47.5	110 (973)	97.5	203 (1797)	12.6	2198-E4150-ERS
MPL-B880D	2000	2000	67.0	110 (973)	96.0	147 (1301)	12.6	2198-E4150-ERS
MPL-B960B	1200	1200	42.5	130 (1150)	75.4	185 (1640)	12.7	2198-E4075-ERS
					94.0	231 (2044)		2198-E4150-ERS
MPL-B960C	1500	1500	55.0	124.3 (1100)	125	226 (2000)	14.8	2198-E4150-ERS
MPL-B980B	1000	1000	40.0	162.7 (1444)	75.4	223 (1973)	15.2	2198-E4075-ERS
					94.0	278 (2460)		2198-E4150-ERS
MPL-B980C	1500	1500	68.2	158.2 (1400)	140	271.2 (2400)	16.8	2198-E4150-ERS

Performance specification data and curves reflect nominal system performance of a typical system with motor ambient at 40 °C (104 °F), drive ambient at 50 °C (122 °F), and rated line voltage. For additional information on ambient and line conditions, refer to Motion Analyzer.

Kinetix MPM Motor Performance Specifications with Kinetix 5100 Drives

Performance Specifications with Kinetix 5100 (200V-class) Drives

Rotary Motor Cat. No.	Base Speed rpm	Rated Speed rpm	Maximum Speed rpm	System Continuous Stall Current A 0-pk	System Continuous Stall Torque N·m (lb·in)	System Peak Stall Current A 0-pk	System Peak Stall Torque N·m (lb·in)	Motor Rated Output kW	Kinetix 5100 Drives (230V AC input)
MPM-A1151M	4500	5000	6000	7.65	2.18 (19.3)	30.5	6.6 (58.4)	0.90	2198-E1015-ERS
MPM-A1152F	3000	4000	5000	11.93	4.7 (41.6)	44.8	13.5 (119)	1.40	2198-E1020-ERS
MPM-A1153F	3000	4000	5000	16.18	6.5 (57.5)	57.4	17.61 (156)	1.45	2198-E1020-ERS
						64.5	19.8 (175)		2198-E2030-ERS
MPM-A1302F	3000	4000	4500	17.28	5.99 (53.0)	50.28	13.5 (119)	1.65	2198-E1020-ERS
MPM-A1304F	3000	3500	4000	19.65	9.3 (82.0)	48.39	19.3 (171)	2.20	2198-E2030-ERS
MPM-A1651F	3000	3000	5000	30.96	10.7 (94.7)	73.8	20.5 (181)	2.50	2198-E2055-ERS
MPM-A1652F	3000	3500	4000	33.54	13.5 (119)	103.2	36.0 (319)	4.03	2198-E2055-ERS
MPM-A1653F	3000	3000	4000	42.4	18.6 (165)	119.1	42.0 (372)	5.10	2198-E2055-ERS
MPM-A2152F	3000	2000	4000	58.4	27.0 (239)	125.8	56.0 (495)	5.20	2198-E2055-ERS
MPM-A2153F	3000	2000	3600	59.65	34.0 (301)	120.4	58.0 (513)	5.80	2198-E2075-ERS
MPM-A2154C	1500	1750	2000	58.68	55.0 (487)	127.3	106 (938)	6.50	2198-E2075-ERS
MPM-A2154E	2250	2000	3000	59.67	44.0 (389)	128.2	84.0 (743)	7.00	2198-E2075-ERS

Performance specification data and curves reflect nominal system performance of a typical system with motor ambient at 40 °C (104 °F), drive ambient at 50 °C (122 °F), and rated line voltage. For additional information on ambient and line conditions, refer to Motion Analyzer.

Performance with Kinetix 5100 (400V-class) Drives

Rotary Motor Cat. No.	Base Speed rpm	Rated Speed rpm	Maximum Speed rpm	System Continuous Stall Current A 0-pk	System Continuous Stall Torque N·m (lb·in)	System Peak Stall Current A 0-pk	System Peak Stall Torque N·m (lb·in)	Motor Rated Output kW	Kinetix 5100 Drives (480V AC input)
MPM-B1151F	3000	4000	5000	2.71	2.3 (20.3)	9.91	6.6 (58.0)	0.75	2198-E4007-ERS
MPM-B1151T	6000	5000	7000	5.62	2.3 (20.3)	20.53	5.9 (52.2)	0.90	2198-E4015-ERS
MPM-B1152C	1500	2500	3000	3.61	5.0 (44.2)	11.30	12.3 (109)	1.20	2198-E4007-ERS
						12.42	13.5 (119)		2198-E4015-ERS
MPM-B1152F	3000	4000	5200	6.17	5.0 (44.2)	21.19	13.5 (119)	1.40	2198-E4015-ERS
MPM-B1152T	6000	4000	7000	11.02	5.0 (44.2)	36.90	13.1 (116)	1.40	2198-E4030-ERS
						37.90	13.5 (119)		2198-E4055-ERS
MPM-B1153E	2250	3000	3500	6.21	6.5 (57.5)	21.61	19.8 (175)	1.40	2198-E4015-ERS
MPM-B1153F	3000	4000	5500	9.20	6.5 (57.5)	29.40	18.19 (161)	1.40	2198-E4020-ERS
						32.0	19.8 (175)		2198-E4030-ERS
MPM-B1153T	6000	4000	7000	15.95	6.5 (57.5)	36.90	11.0 (97.1)	1.45	2198-E4030-ERS
						55.47	16.5 (146)		2198-E4075-ERS
MPM-B1302F	3000	4000	4500	8.57	6.6 (58.4)	21.40	13.1 (116)	1.65	2198-E4015-ERS
						22.12	13.5 (119)		2198-E4020-ERS
MPM-B1302M	4500	4000	6000	12.57	6.6 (58.4)	32.44	13.5 (119)	1.65	2198-E4030-ERS
MPM-B1302T	6000	4000	7000	16.83	6.7 (59.3)	36.90	11.5 (102)	1.65	2198-E4030-ERS
						43.44	13.5 (119)		2198-E4055-ERS
MPM-B1304C	1500	1870	2750	7.00	10.3 (91.1)	21.40	26.0 (230)	2.00	2198-E4015-ERS
						22.30	27.1 (240)		2198-E4020-ERS
MPM-B1304E	2250	3500	4000	10.49	9.9 (87.6)	29.40	23.3 (206)	2.20	2198-E4020-ERS
				10.75	10.2 (90.3)	34.25	27.1 (240)		2198-E4030-ERS
MPM-B1304M	4500	3500	6000	19.02	10.4 (92.0)	36.90	16.5 (146)	2.20	2198-E4030-ERS
						60.60	27.1 (240)		2198-E4075-ERS
MPM-B1651C	1500	3000	3500	10.21	11.4 (101)	29.29	23.2 (205)	2.50	2198-E4020-ERS
MPM-B1651F	3000	3000	5000	17.75	11.4 (101)	36.90	16.8 (149)	2.50	2198-E4030-ERS
						50.93	23.2 (205)		2198-E4055-ERS
MPM-B1651M	4500	3000	5000	22.46	11.4 (101)	36.90	15.0 (133)	2.50	2198-E4055-ERS
						56.89	23.2 (205)		2198-E4075-ERS
MPM-B1652C	1500	2500	2500	11.51	16.0 (142)	33.63	40.0 (354)	3.80	2198-E4030-ERS
MPM-B1652E	2250	3500	3500	20.94	21.1 (187)	53.20	42.2 (374)	4.30	2198-E4055-ERS
						60.53	48.0 (425)		2198-E4075-ERS
MPM-B1652F	3000	3500	4500	28.74	21.1 (187)	75.39	43.02 (381)	4.30	2198-E4075-ERS
						84.12	48.0 (425)		2198-E4150-ERS
MPM-B1653C	1500	2000	2500	20.05	26.7 (236)	36.90	42.2 (374)	4.60	2198-E4030-ERS
						59.26	67.8 (600)		2198-E4075-ERS
MPM-B1653E	2250	3000	3500	27.00	26.8 (237)	53.20	45.2 (400)	5.10	2198-E4055-ERS
						72.97	62.0 (549)		2198-E4075-ERS
MPM-B1653F	3000	3000	4000	34.94	31.0 (274)	53.20	31.6 (280)	5.10	2198-E4055-ERS
						94.36	56.1 (496)		2198-E4150-ERS
MPM-B2152C	1500	2000	2500	27.40	36.7 (325)	53.20	69.3 (613)	5.60	2198-E4055-ERS
						55.49	72.3 (640)		2198-E4075-ERS
MPM-B2152F	3000	2500	4500	43.54	34.1 (302)	98.06	72.2 (639)	5.90	2198-E4150-ERS
MPM-B2152M	4500	2500	5000	44.58	34.1 (302)	76.37	50.0 (442)	5.90	2198-E4150-ERS
MPM-B2153B	1250	1750	2000	24.06	48.0 (425)	53.20	89.6 (793)	6.80	2198-E4055-ERS
						60.0	101.1 (895)		2198-E4075-ERS
MPM-B2153E	2250	2000	3000	39.63	47.9 (424)	75.40	77.4 (685)	7.20	2198-E4075-ERS
						98.43	101 (895)		2198-E4150-ERS
MPM-B2153F	3000	2000	3800	43.86	45.6 (403)	98.4	98.9 (875)	7.20	2198-E4150-ERS
MPM-B2154B	1250	1750	2000	35.46	62.7 (555)	75.40	118 (1048)	6.90	2198-E4075-ERS
						98.02	154 (1363)		2198-E4150-ERS
MPM-B2154E	2250	2000	3000	43.68	55.9 (495)	98.37	112 (991)	7.50	2198-E4150-ERS
MPM-B2154F	3000	2000	3300	44.40	56.2 (497)	83.86	87.9 (778)	7.50	2198-E4150-ERS

Performance specification data and curves reflect nominal system performance of a typical system with motor ambient at 40 °C (104 °F), drive ambient at 50 °C (122 °F), and rated line voltage. For additional information on ambient and line conditions, refer to Motion Analyzer.

Kinetix MPF Motor Performance Specifications with Kinetix 5100 Drives

Performance Specifications with Kinetix 5100 (200V-class) Drives

Rotary Motor Cat. No.	Rated Speed rpm	Maximum Speed rpm	System Continuous Stall Current A 0-pk	System Continuous Stall Torque N·m (lb·in)	System Peak Stall Current A 0-pk	System Peak Stall Torque N·m (lb·in)	Motor Rated Output kW	Kinetix 5100 Drives (230V AC input)
MPF-A310P	4750	5000	4.85	1.58 (14.0)	14.0	3.61 (31.9)	0.73	2198-E1007-ERS
MPF-A320H	3350	3500	6.10	3.05 (27.0)	19.3	7.91 (70.0)	1.0	2198-E1007-ERS
MPF-A320P	4750	5000	9.00	3.05 (27.0)	29.5	7.91 (70.0)	1.3	2198-E1015-ERS
MPF-A330P	5000	5000	12.0	4.18 (37.0)	38.0	11.10 (98.2)	1.6	2198-E1020-ERS
MPF-A430H	3500	3500	12.2	6.21 (55.0)	45.0	19.80 (175)	1.8	2198-E1020-ERS
MPF-A430P	5000	5000	16.80	5.99 (53.0)	57.4	16.96 (150)	1.9	2198-E1020-ERS
					67.0	19.80 (175)		2198-E2030-ERS
MPF-A4530K	4000	4000	19.50	8.13 (71.9)	62.0	20.30 (179)	2.3	2198-E2030-ERS
MPF-A4540F	3000	3000	18.40	10.20 (90.3)	57.4	27.10 (239)	2.5	2198-E1020-ERS
MPF-A540K	4000	4000	41.50	19.40 (172)	120.0	48.60 (430)	4.1	2198-E2055-ERS

Performance Specifications with Kinetix 5100 (400V-class) Drives

Rotary Motor Cat. No.	Rated Speed rpm	Maximum Speed rpm	System Continuous Stall Current A 0-pk	System Continuous Stall Torque N·m (lb·in)	System Peak Stall Current A 0-pk	System Peak Stall Torque N·m (lb·in)	Motor Rated Output kW	Kinetix 5100 Drives (480V AC input)
MPF-B310P	5000	5000	2.40	1.60 (14.2)	7.10	3.6 (31.9)	0.77	2198-E4007-ERS
MPF-B320P	5000	5000	4.50	3.10 (27.4)	11.3	6.3 (55.7)	1.5	2198-E4007-ERS
					14.0	7.8 (69.0)		2198-E4015-ERS
MPF-B330P	5000	5000	6.10	4.18 (37.0)	19.0	11.1 (98.2)	1.6	2198-E4015-ERS
MPF-B430P	5000	5000	9.20	6.55 (58.0)	29.4	18.2 (161)	2.0	2198-E4020-ERS
					32.0	19.8 (175)		2198-E4030-ERS
MPF-B4530K	4000	4000	11.0	8.25 (73.0)	29.4	19.2 (170)	2.4	2198-E4020-ERS
					31.0	20.3 (179)		2198-E4030-ERS
MPF-B4540F	3000	3000	9.10	10.20 (90.3)	29.0	27.1 (240)	2.5	2198-E4020-ERS
MPF-B540K	4000	4000	20.5	19.4 (171)	53.2	43.1 (381)	4.1	2198-E4055-ERS
					60.0	48.6 (430)		2198-E4075-ERS

Performance specification data and curves reflect nominal system performance of a typical system with motor ambient at 40 °C (104 °F), drive ambient at 50 °C (122 °F), and rated line voltage. For additional information on ambient and line conditions, refer to Motion Analyzer.

Kinetix MPS Motor Performance Specifications with Kinetix 5100 Drives

Performance Specifications with Kinetix 5100 (200V-class) Drives

Rotary Motor Cat. No.	Rated Speed rpm	Maximum Speed rpm	System Continuous Stall Current A 0-pk	System Continuous Stall Torque N·m (lb·in)	System Peak Stall Current A 0-pk	System Peak Stall Torque N·m (lb·in)	Motor Rated Output kW	Kinetix 5100 Drives (230V AC input)
MPS-A330P	5000	5000	9.80	3.60 (32.0)	33.5	9.79 (86.6)	1.3	2198-E1015-ERS
					38.0	11.10 (98.2)		2198-E1020-ERS
MPS-A4540F	3000	3000	14.4	8.1 (72)	56.0	27.1 (240)	1.4	2198-E1020-ERS

Performance Specifications with Kinetix 5100 (400V-class) Drives

Rotary Motor Cat. No.	Rated Speed rpm	Maximum Speed rpm	System Continuous Stall Current A 0-pk	System Continuous Stall Torque N·m (lb·in)	System Peak Stall Current A 0-pk	System Peak Stall Torque N·m (lb·in)	Motor Rated Output kW	Kinetix 5100 Drives (480V AC input)
MPS-B330P	5000	5000	4.9	3.60 (32)	19.0	11.0 (97.2)	1.3	2198-E4015-ERS
MPS-B4540F	3000	3000	7.1	8.1 (72)	21.4	22.3 (197)	1.4	2198-E4015-ERS
					26.0	27.1 (240)		2198-E4020-ERS
MPS-B560F	3000	3000	17.0	21.5 (190)	36.9	36.8 (326)	3.5	2198-E4030-ERS
					68.0	67.8 (600)		2198-E4075-ERS

Performance specification data and curves reflect nominal system performance of a typical system with motor ambient at 40 °C (104 °F), drive ambient at 50 °C (122 °F), and rated line voltage. For additional information on ambient and line conditions, refer to Motion Analyzer.

Kinetix TLY Motor Performance Specifications with Kinetix 5100 Drives

Performance Specifications (non-brake) with Kinetix 5100 (200V-class) Drives

Rotary Motor Cat. No.	Rated Speed rpm	Maximum Speed rpm	System Continuous Stall Current A 0-pk	System Continuous Stall Torque N·m (lb·in)	System Peak Stall Current A 0-pk	System Peak Stall Torque N·m (lb·in)	Motor Rated Output kW	Kinetix 5100 Drives (230V AC input)
TLY-A110x	5000	6000 ⁽¹⁾	0.55	0.096 (0.85)	1.30	0.20 (1.75)	0.041	2198-E1004
TLY-A120x	5000		1.03	0.181 (1.60)	2.50	0.36 (3.20)	0.086	2198-E1004
TLY-A130x	5000		1.85	0.325 (2.88)	4.90	0.76 (6.70)	0.14	2198-E1004
TLY-A220x	5000		3.50	0.836 (7.40)	7.90	1.48 (13.1)	0.35	2198-E1004
TLY-A230x	5000		5.50	1.30 (11.5)	15.5	3.05 (27.0)	0.44	2198-E1007
TLY-A2530P	4400	5000	10.0	2.60 (23.0)	21.0	5.20 (46.0)	0.69	2198-E1015
TLY-A2540P	4575		10.0	2.94 (26.0)	24.8	7.10 (63.0)	0.86	2198-E1015
TLY-A310M	4000	4500	10.0	3.61 (31.9)	30.0	9.0 (79.6)	0.95	2198-E1015

(1) Applies to TLY-AxxxT-H motors with incremental feedback. The TLY-AxxxT-B motors with absolute high-resolution encoders are rated for 5000 rpm.

Performance Specifications (brake) with Kinetix 5100 (200V-class) Drives

Rotary Motor Cat. No.	Rated Speed rpm	Maximum Speed rpm	System Continuous Stall Current A 0-pk	System Continuous Stall Torque N·m (lb·in)	System Peak Stall Current A 0-pk	System Peak Stall Torque N·m (lb·in)	Motor Rated Output kW	Kinetix 5100 Drives (230V AC input)
TLY-A110x	5000	6000 ⁽¹⁾	0.50	0.086 (0.76)	1.30	0.20 (1.75)	0.037	2198-E1004
TLY-A120x	5000		0.93	0.163 (1.44)	2.50	0.36 (3.20)	0.077	2198-E1004
TLY-A130x	5000		1.67	0.293 (2.59)	4.90	0.76 (6.70)	0.13	2198-E1004
TLY-A220x	5000		3.15	0.757 (6.70)	7.90	1.48 (13.1)	0.24	2198-E1004
TLY-A230x	4250		4.95	1.16 (10.3)	15.5	3.05 (27.0)	0.32	2198-E1007
TLY-A2530P	3650	5000	10.0	2.60 (23.0)	21.0	5.20 (46.0)	0.55	2198-E1015
TLY-A2540P	3750		10.0	2.94 (26.0)	24.8	7.10 (63.0)	0.66	2198-E1015
TLY-A310M	3900	4500	10.0	3.61 (31.9)	30.0	9.0 (79.6)	0.90	2198-E1015

(1) Applies to TLY-AxxxT-H motors with incremental feedback. The TLY-AxxxT-B motors with absolute high-resolution encoders are rated for 5000 rpm.

Performance specification data and curves reflect nominal system performance of a typical system with motor ambient at 40 °C (104 °F), drive ambient at 50 °C (122 °F), and rated line voltage. For additional information on ambient and line conditions, refer to Motion Analyzer.

Kinetix TL Motor Performance Specifications with Kinetix 5100 Drives

Performance Specifications (non-brake) with Kinetix 5100 (200V-class) Drives

Rotary Motor	Rated Speed rpm	Maximum Speed rpm	System Continuous Stall Current A 0-pk	System Continuous Stall Torque N·m (lb·in)	System Peak Stall Current A 0-pk	System Peak Stall Torque N·m (lb·in)	Motor Rated Output kW	Kinetix 5100 Drives (230V AC input)
TL-A110P	5000	5000	0.55	0.096 (0.85)	1.30	0.20 (1.75)	0.041	2198-E1004
TL-A120P			1.03	0.181 (1.60)	2.50	0.36 (3.20)	0.086	2198-E1004
TL-A130P			1.85	0.325 (2.88)	4.90	0.76 (6.70)	0.14	2198-E1004
TL-A220P			3.50	0.836 (7.40)	7.90	1.48 (13.1)	0.35	2198-E1004
TL-A230P			5.50	1.30 (11.5)	15.5	3.05 (27.0)	0.44	2198-E1007
TL-A2530P	4400	4500	10.0	2.60 (23.0)	21.0	5.20 (46.0)	0.69	2198-E1015
TL-A2540P	4575		10.0	2.94 (26.0)	24.8	7.10 (63.0)	0.86	2198-E1015
TL-A410M	4500		15.5	5.42 (48.0)	43.4	13.0 (115.0)	2.0	2198-E1020

Performance Specifications (brake) with Kinetix 5100 (200V-class) Drives

Rotary Motor	Rated Speed rpm	Maximum Speed rpm	System Continuous Stall Current A 0-pk	System Continuous Stall Torque N·m (lb·in)	System Peak Stall Current A 0-pk	System Peak Stall Torque N·m (lb·in)	Motor Rated Output kW	Kinetix 5100 Drives (230V AC input)
TL-A110P	5000	5000	0.50	0.086 (0.76)	1.30	0.20 (1.75)	0.037	2198-E1004
TL-A120P			0.93	0.163 (1.44)	2.50	0.36 (3.20)	0.077	2198-E1004
TL-A130P			1.67	0.293 (2.59)	4.90	0.76 (6.70)	0.13	2198-E1004
TL-A220P			3.15	0.757 (6.70)	7.90	1.48 (13.10)	0.24	2198-E1004
TL-A230P			4.95	1.160 (10.30)	15.5	3.05 (27.0)	0.32	2198-E1007
TL-A2530P	3650	4500	10.0	2.60 (23.0)	21.0	5.20 (46.0)	0.55	2198-E1015
TL-A2540P	3750		10.0	2.940 (26.00)	24.8	7.10 (63.0)	0.66	2198-E1015
TL-A410M	4500		14.0	4.860 (43.0)	43.4	13.0 (115.0)	1.80	2198-E1020

Performance specification data and curves reflect nominal system performance of a typical system with motor ambient at 40 °C (104 °F), drive ambient at 50 °C (122 °F), and rated line voltage. For additional information on ambient and line conditions, refer to Motion Analyzer.

Kinetix 6200 and Kinetix 6500 Modular Servo Drives



These multi-axis safe-speed servo drives help increase productivity and protect personnel with embedded safety features. Modular design and control provides ease of maintenance and greater flexibility as the drive easily transitions from safe torque-off to safe speed.

The Kinetix 6500 servo drives provide Integrated Motion capability over the EtherNet/IP network by using CIP Motion and CIP Sync technology from ODVA, all built on the Common Industrial Protocol (CIP).

The Kinetix 6200 servo drives provide Integrated Motion capability through Sercos interface and compatibility with Kinetix 6000 drives, letting you migrate to the enhanced features exactly when and where you need them.

Kinetix 6200 and Kinetix 6500 Servo Drive Features

- Multi-axis modular design for communication and safety options
 - Integrated Motion on the EtherNet/IP network (Kinetix 6500 control modules)
 - Integrated Motion on Sercos interface (Kinetix 6200 control modules)
 - Bulletin 2094 IAM/AM power modules
- TÜV Rheinland certified: PL e, Cat 4, according to ISO 13849 and SIL CL3 according to IEC 61508, IEC 61800-5-2 and IEC 61062
 - Safe speed monitoring control
 - Safe torque-off control
- 324...528V AC three-phase (400V-class input) to IAM/AM power modules
 - 1.8...22 kW continuous output power (inverter)
 - 2.8...34.6 A rms continuous output current (inverter)
- RSLogix 5000 software or the Studio 5000 Logix Designer application for programming (ladder logic, structured text, and sequential function charts)
- Kinetix Integrated Motion with ControlLogix or CompactLogix controllers
- High-resolution absolute, multi-turn and single-turn encoder feedback, feedback-only auxiliary axis

To compare drive features across drive families, refer to [Servo Drives](#) beginning on [page 30](#).

Kinetix 6200 and Kinetix 6500 Servo Drive Components

Kinetix 6200 and Kinetix 6500 modular servo drive systems consist of these required components:

- One integrated axis power module (IAM or leader IAM)
- Up to seven axis power modules (AM)
- Up to eight control modules, (Sercos interface or EtherNet/IP network)
- One power rail
- One to eight rotary motors, linear motors, or linear actuators
- One to eight motor power and feedback cables
- Low-profile connector kits (required for flying-lead cables)
- Two to nine Sercos fiber-optic cables (Kinetix 6200 control modules only)
- Ethernet cables for the Logix 5000 controller (Kinetix 6500 control modules only)
- Ethernet cables for programming the safety configuration (Kinetix 6200 and Kinetix 6500 control modules)

Kinetix 6200 and Kinetix 6500 systems can also include one or more IAM power modules used as a follower IAM (and associated axis modules, power rails, motors, cables, and connector kits as required for the application).

These components are also optional:

- One Kinetix 6000 shunt module, 2094-BSP2 with optional Bulletin 1394 external passive-shunt resistor
- 2094-PRF slot-filler modules
- 2198-ABQE encoder output module
- Bulletin 2094 line interface module (LIM)
- Bulletin 2090 resistive brake module (RBM)
- 2090-XXLF AC line filters (required for CE)

For detailed Kinetix 6200 and Kinetix 6500 drives system requirements, refer to the Kinetix 6000 and Kinetix 6200/6500 Drive Systems Design Guide, publication [KNX-RM003](#).

Kinetix 6200 and Kinetix 6500 Servo Drive Selection

Drive Module	Drive Cat. No.	Continuous Output Ratings	
		Converter (A _{DC})	Inverter (A, 0-pk)
Integrated Axis Module (IAM) power module, 400V-class	2094-BC01-MP5-M	6 kW, 9 A	1.8 kW, 4.0 A
	2094-BC01-M01-M	6 kW, 9 A	3.9 kW, 8.6 A
	2094-BC02-M02-M	15 kW, 23 A	6.6 kW, 14.6 A
	2094-BC04-M03-M	28 kW, 42 A	13.5 kW, 30 A
	2094-BC07-M05-M	45 kW, 68 A	22.0 kW, 49 A
Axis Module (AM) power module, 400V-class	2094-BMP5-M	N/A	1.8 kW, 4.0 A
	2094-BM01-M		3.9 kW, 8.6 A
	2094-BM02-M		6.6 kW, 14.6 A
	2094-BM03-M		13.5 kW, 30 A
	2094-BM05-M		22.0 kW, 49 A
Kinetix 6200 control module (Sercos)	2094-SE02F-M00-S0, Safe torque-off		
	2094-SE02F-M00-S1, Safe speed monitoring		
Kinetix 6500 control module (EtherNet/IP)	2094-EN02D-M01-S0, Safe Torque-off		
	2094-EN02D-M01-S1, Safe speed monitoring		
2094 power rail	2094-PRsX	Available for 1, 2, 3, 4, 5, 7, and 8-axis systems	
2094 shunt module	2094-BSP2	200/400V-class, 200 W shunt module (mounts on power rail)	
2094 slot-filler module	2094-PRF	200/400V-class, covers unused slots on power rail	

For Kinetix 6200 and Kinetix 6500 drive module specifications not included in this publication, refer to the Kinetix Servo Drives Specifications Technical Data, publication [KNX-TD003](#).

Kinetix 6000 Drive Component Compatibility

The 2094-BCxx-Mxx-M and 2094-BMxx-M power modules contain the same power structure as the 2094-BCxx-Mxx-S and 2094-BMxx-S drives. Because of this, the 2094-BSP2 shunt module, 2094-PRF slot-filler module, and 2094-PRsX power rails are all supported by both drive families.

In addition, 2094-BMxx-M AM power modules with Sercos interface are supported on power rails with a 2094-BCxx-Mxx-S IAM module. Conversely, 2094-BMxx-S AM drives are supported on power rails with a 2094-BCxx-Mxx-M IAM power module with Sercos interface.

IMPORTANT Kinetix 6500 EtherNet/IP control modules (catalog numbers 2094-EN02D-M01-Sx) are not compatible with IAM/AM modules on the same Bulletin 2094 power rail where Sercos interface is used.

IAM/AM Module Compatibility

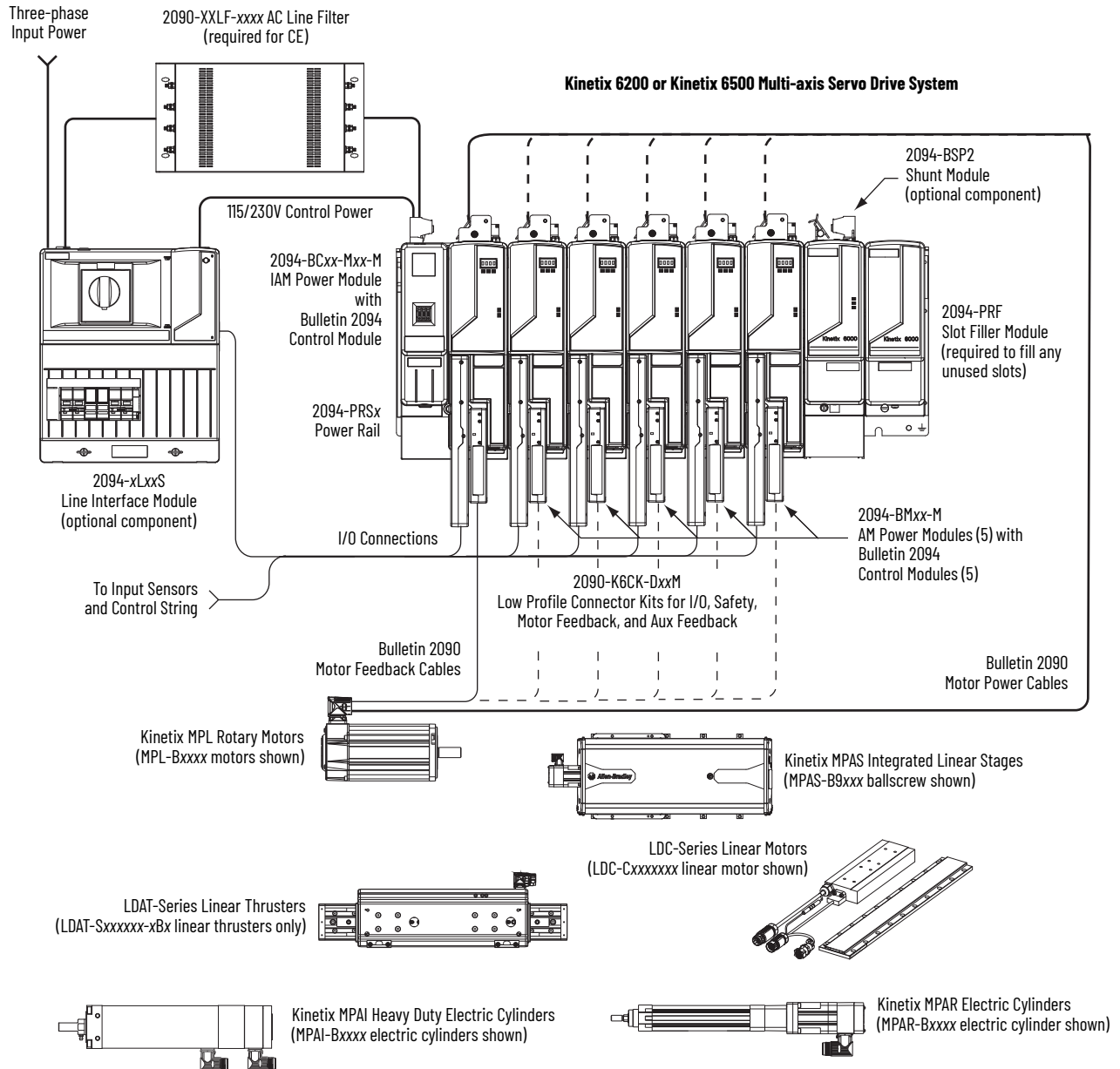
IAM Module	Control Module	2094-BMxx-S Kinetix 6000 AM Module	2094-BMxx-M AM Power Modules	
			2094-SE02F-M00-Sx Kinetix 6200 Control Module	2094-EN02D-M01-Sx Kinetix 6500 Control Module
2094-BCxx-Mxx-S (series B, C, and D)	N/A	Fully compatible	Fully compatible	Not compatible
2094-BCxx-Mxx-M (IAM power module)	2094-SE02F-M00-Sx Sercos interface			
		2094-EN02D-M01-Sx EtherNet/IP network	Not compatible	Not compatible

For more information on the Kinetix 6000 IAM and AM modules, catalog numbers 2094-xCxx-Mxx-S and 2094-xMxx-S, refer to Kinetix 6000 Multi-axis Servo Drives on [page 178](#).

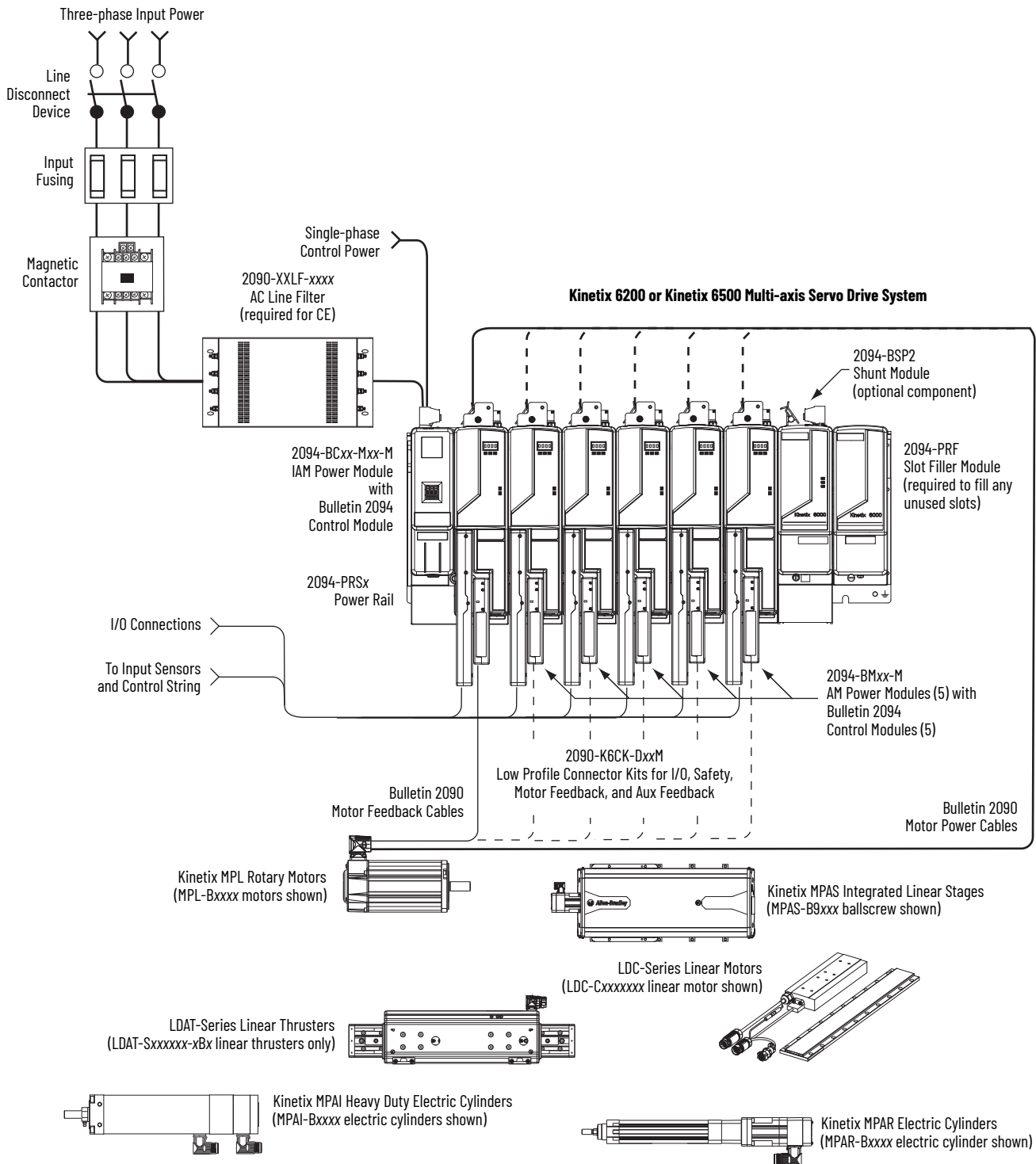
Typical Hardware Configurations

These typical hardware configurations illustrate the use of servo drives, motors, actuators, and motion accessories available for Kinetix 6200 and Kinetix 6500 modular drive systems.

Modular Drive System (with LIM module)



Modular Drive System (without LIM module)

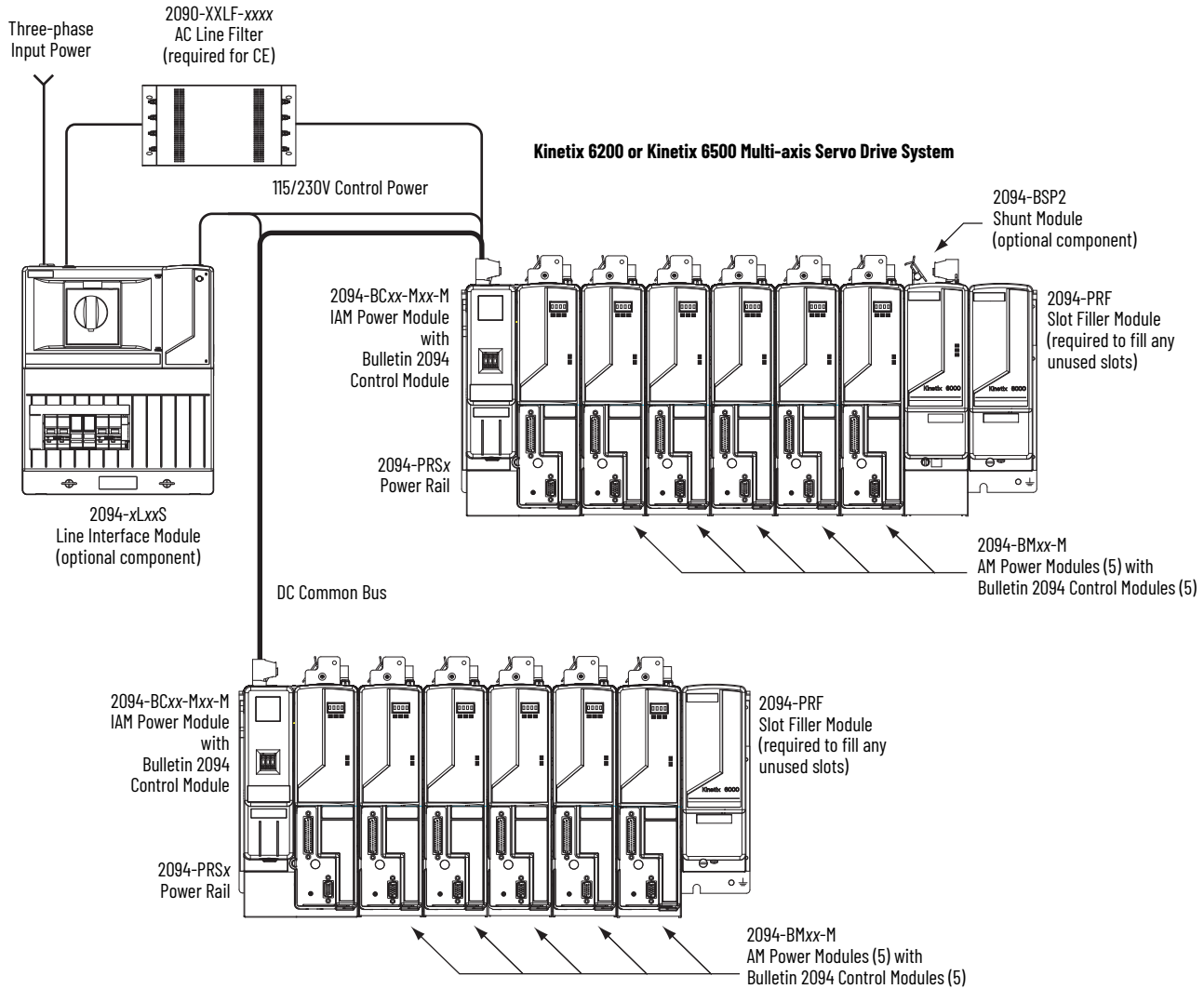


In this system configuration, the leader IAM power module is connected to the follower IAM module via the DC common bus. When planning your panel layout, you must calculate the total bus capacitance of your DC common bus system to make sure that the leader IAM power module is sized sufficiently to pre-charge the entire system. Refer to the Kinetix 6200 and Kinetix 6500 Modular Servo Drive User Manual, publication [2094-UM002](#), when making this calculation.

IMPORTANT If total bus capacitance of your system exceeds the leader IAM power module pre-charge rating, the IAM module four-character display scrolls a power cycle user limit condition. If input power is applied, the display scrolls a power cycle fault limit condition.

To correct this condition, you must replace the leader IAM power module with a larger module or decrease the total bus capacitance by removing IAM power modules.

Modular Drive System (DC Common Bus)



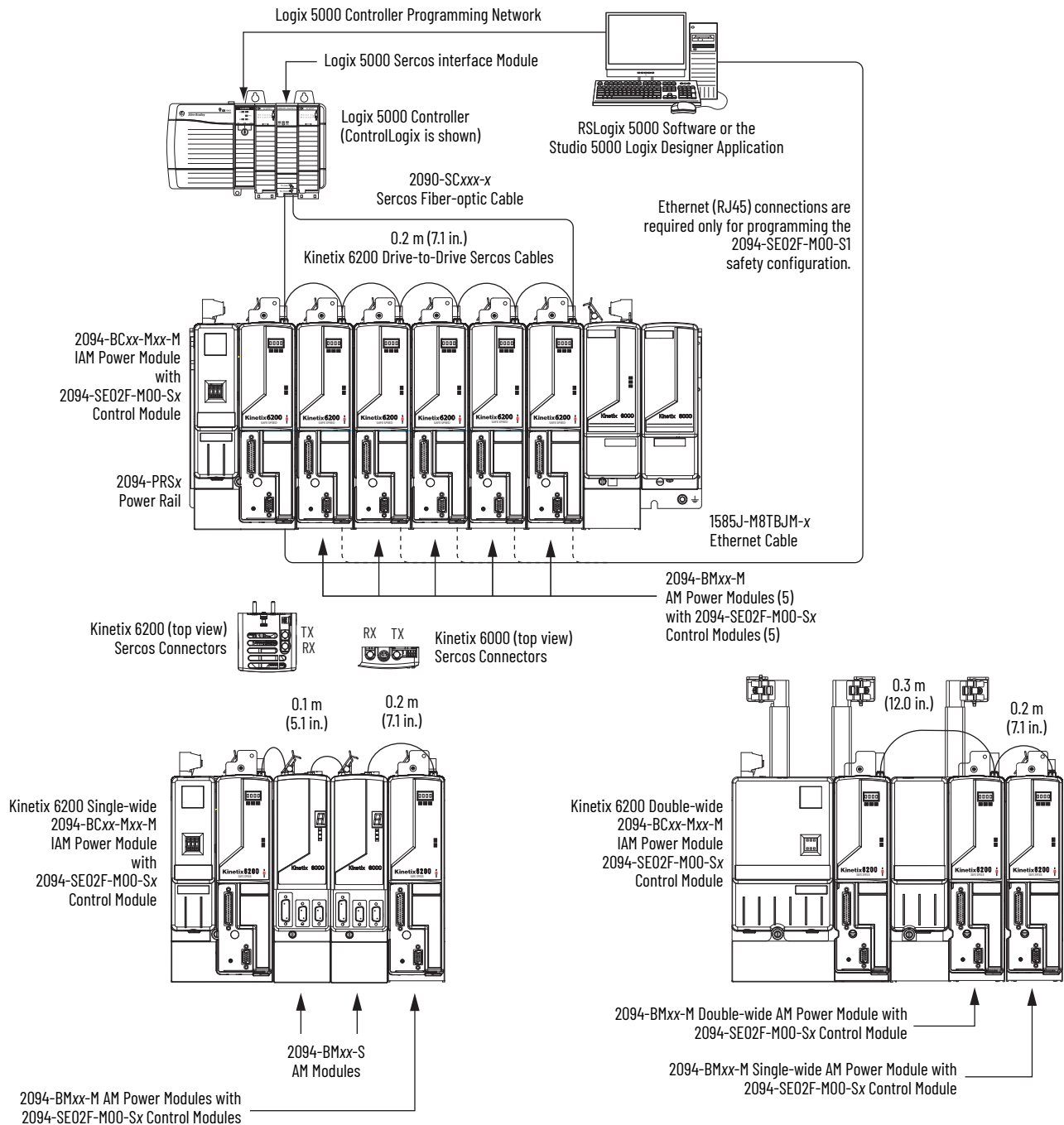
Motors and other details common to both three-phase AC and DC common-bus configurations are removed.

Typical Communication Configurations

The Kinetix 6200 control modules use Sercos interface for configuring the Logix 5000 module and EtherNet/IP network for access to the safety configuration tool.

In this example, an Ethernet cable is connected to each control module when programming the safety configuration. EtherNet/IP network connectivity is not required during runtime. Also shown are drive-to-drive Sercos cable lengths and catalog numbers when Kinetix 6000 and Kinetix 6200 drive modules exist on the same power rail.

Kinetix 6200 Drive Communication (Sercos)



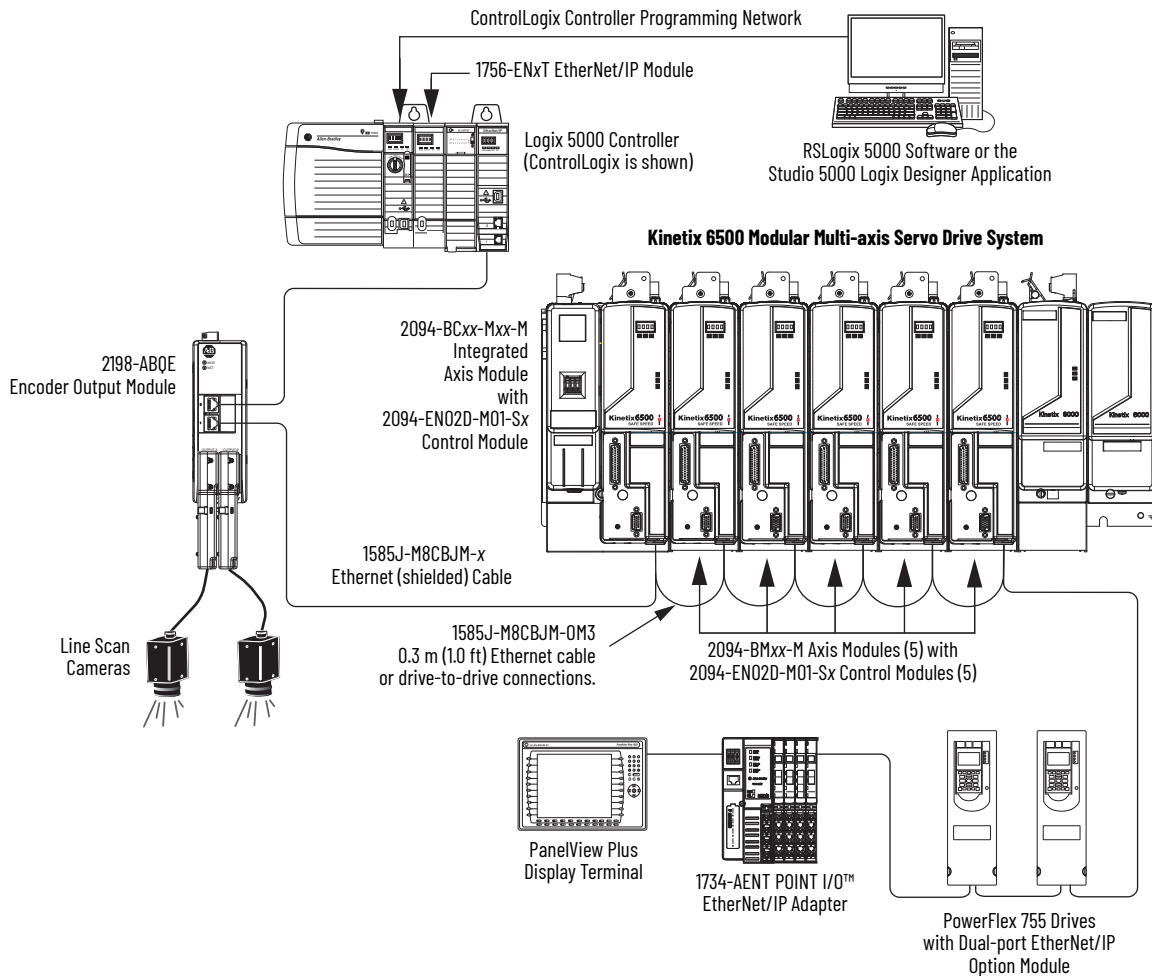
The Kinetix 6500 control modules support any Ethernet topology including linear, ring, and star by using ControlLogix, GuardLogix, or CompactLogix controllers. These examples feature the ControlLogix 5570 programmable automation controllers with support for integrated motion and integrated safety over the EtherNet/IP network. Other Allen-Bradley controllers are also compatible with the Kinetix 6500 servo drives.

Refer to ControlLogix Communication Module Specifications Technical Data, publication [1756-TD003](#), for more information on ControlLogix 1756-EN2T, 1756-EN2TR, and 1756-EN3TR communication modules.

IMPORTANT Shielded Ethernet cable, catalog number 1585J-M8CBJM-x, is available in lengths up to 78 m (256 ft). However, the total length of Ethernet cable connecting drive-to-drive, drive-to-controller, or drive-to-switch must not exceed 100 m (328 ft).

In this example, all devices are connected in linear topology. The Kinetix 6500 control module includes dual-port connectivity, however, if any device becomes disconnected, all devices downstream of that device lose communication. Devices without dual ports must include the 1783-ETAP module or be connected at the end of the line.

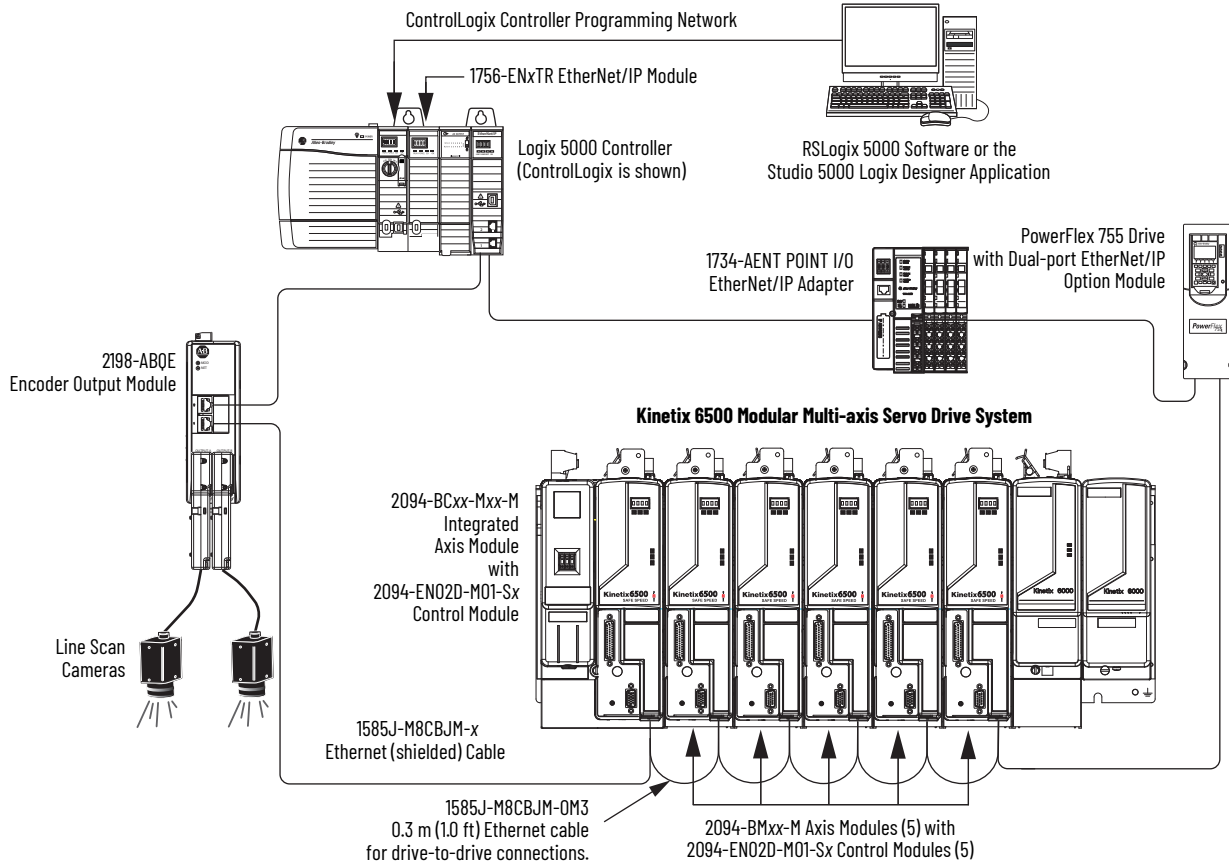
Kinetix 6500 Linear Communication (EtherNet/IP network)



In this example, the devices are connected by using ring topology. If one device in the ring is disconnected, the rest of the devices continue to communicate. For ring topology to work correctly, a device level ring (DLR) supervisor is required (for example, the Bulletin 1783 ETAP device). DLR is an ODVA standard.

Devices without dual ports must include, for example, the 1783-ETAP module.

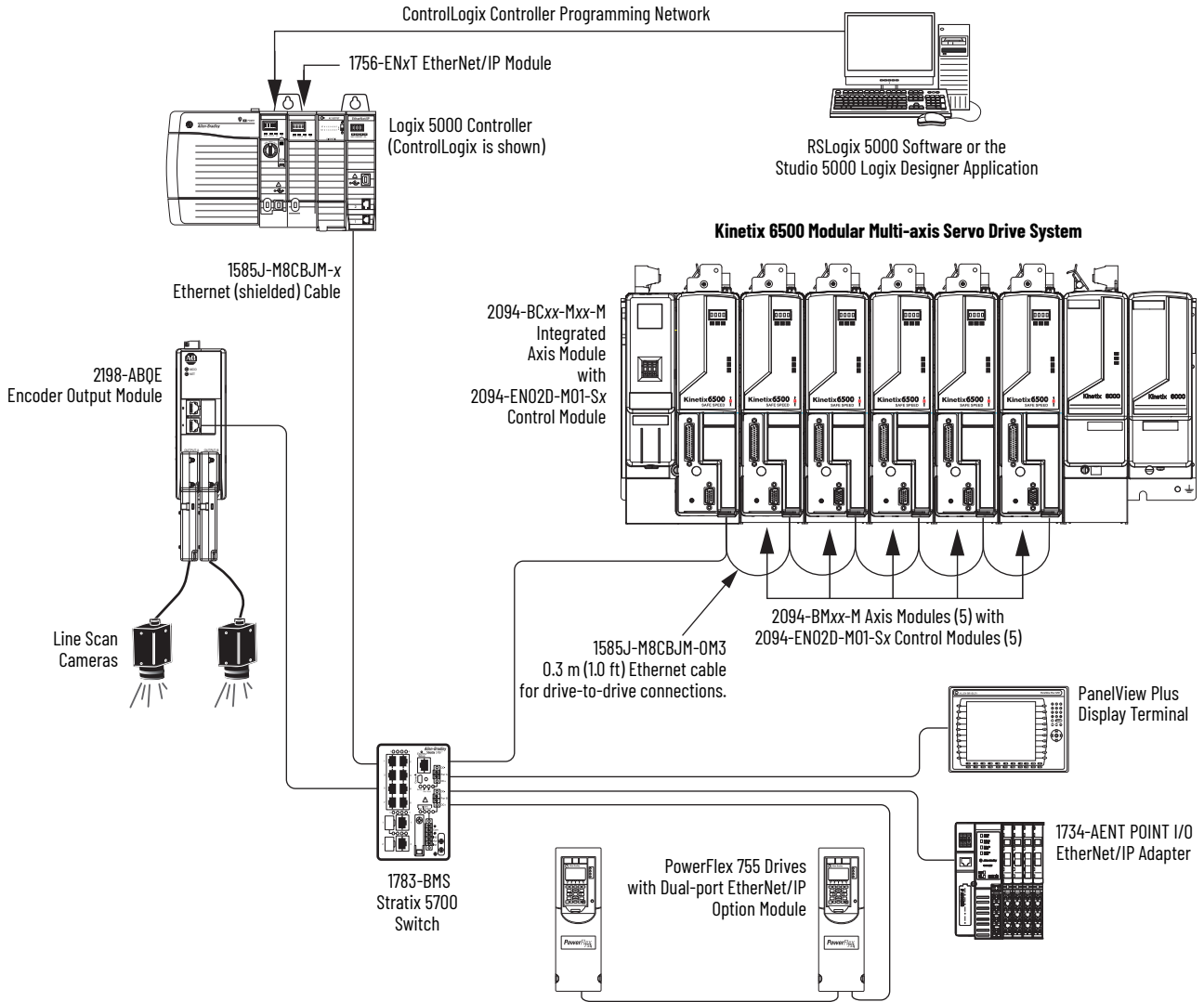
Kinetix 6500 Ring Communication (EtherNet/IP network)



In this example, the devices are connected by using star topology. Each device is connected directly to the switch.

Kinetix 6500 control modules have dual ports, so linear topology is maintained from drive-to-drive, but the 2094 power rail modules and other devices operate independently. The loss of one device does not impact the operation of other devices.

Kinetix 6500 Star Communication (EtherNet/IP network)



Rotary Motion Performance Specifications

These rotary motor families are compatible with Kinetix 6200 and Kinetix 6500 servo drives.

Rotary Motor Family	Page
Kinetix MPL low-inertia motors	169
Kinetix MPM medium-inertia motors	171
Kinetix MPF food-grade motors	171
Kinetix MPS stainless-steel motors	171

For Kinetix 6200 and Kinetix 6500 drive system combinations that include cable catalog number selection and torque/speed curves, refer to the Kinetix 6000 and Kinetix 6200/6500 Drive Systems Design Guide, publication [KNX-RM003](#).

IMPORTANT These system combinations do not include all possible motor/drive combinations. Refer to Motion Analyzer to verify compatibility. To access Motion Analyzer, go to: <https://motionanalyzer.rockwellautomation.com>.

Kinetix MPL Motor Performance Specifications with Kinetix 6200/6500 Drives

Motor Cat. No.	Rated Speed rpm	Maximum Speed rpm	System Continuous Stall Current A 0-pk	System Continuous Stall Torque N·m (lb·in)	System Peak Stall Current A 0-pk	System Peak Stall Torque N·m (lb·in)	Motor Rated Output kW	Kinetix 6200/ Kinetix 6500 400V-class Drives
MPL-B1510V	8000	8000	0.95	0.26 (2.3)	3.10	0.77 (6.8)	0.16	2094-BMP5-M
MPL-B1520U	7000	7000	1.80	0.49 (4.3)	6.10	1.58 (13.9)	0.27	2094-BMP5-M
MPL-B1530U	7000	7000	2.0	0.90 (8.0)	7.20	2.82 (24.9)	0.39	2094-BMP5-M
MPL-B210V	8000	8000	1.75	0.55 (4.9)	5.80	1.52 (13.4)	0.37	2094-BMP5-M
MPL-B220T	6000	6000	3.30	1.61 (14.2)	9.90	4.12 (36.4)	0.62	2094-BMP5-M
					11.3	4.74 (41.9)		2094-BM01-M
MPL-B230P	5000	5000	2.60	2.10 (18.6)	9.90	7.24 (64.0)	0.86	2094-BMP5-M
					11.3	8.20 (73.0)		2094-BM01-M
MPL-B310P	5000	5000	2.4	1.6 (14.1)	7.10	3.6 (32)	0.77	2094-BMP5-M
MPL-B320P	5000	5000	4.0	2.7 (23.9)	9.90	5.9 (52.2)	1.5	2094-BMP5-M
			4.5	3.10 (27)	14.0	8.2 (72.5)		2094-BM01-M
MPL-B330P	5000	5000	4.0	2.7 (23.9)	9.90	6.8 (60.2)	1.8	2094-BMP5-M
			6.1	4.18 (37)	19.0	11.1 (98)		2094-BM01-M
MPL-B420P	5000	5000	6.3	4.74 (42)	21.6	13.1 (116)	1.9	2094-BM01-M
					22.0	13.5 (119)		2094-BM02-M
MPL-B430P	5000	5000	8.6	6.2 (54.9)	21.6	13.9 (123)	2.2	2094-BM01-M
			9.2	6.55 (58)	32.0	19.8 (175)		2094-BM02-M
MPL-B4530F	3000	3000	4.0	4.9 (43.3)	9.90	11.0 (97.3)	2.1	2094-BMP5-M
			6.7	8.36 (74)	21.0	20.3 (180)		2094-BM01-M
MPL-B4530K	4000	4000	8.6	7.1 (62.8)	21.6	15.1 (133)	2.6	2094-BM01-M
			9.9	8.25 (73)	31.0	20.3 (179)		2094-BM02-M
MPL-B4540F	3000	3000	8.6	9.5 (84.1)	21.6	20.9 (185)	2.6	2094-BM01-M
			9.1	10.20 (90)	29.0	27.1 (240)		2094-BM02-M
MPL-B4560F	3000	3000	8.6	10.5 (92.9)	21.6	22.7 (201)	3.2	2094-BM01-M
			11.8	14.0 (124)	36.0	34.4 (304)		2094-BM02-M
MPL-B520K	3500	4000	8.6	7.9 (69.9)	21.6	16.6 (147)	3.5	2094-BM01-M
			11.5	10.7 (95)	33.0	23.2 (205)		2094-BM02-M
MPL-B540D	2000	2000	8.6	15.8 (139)	21.6	37.9 (335)	3.4	2094-BM01-M
			10.5	19.4 (172)	23.0	41.0 (362)		2094-BM02-M
MPL-B540K	4000	4000	20.4	19.4 (171)	60.0	48.6 (430)	5.4	2094-BM03-M
MPL-B560F	3000	3000	20.6	26.8 (237)	68.0	67.8 (600)	5.5	2094-BM03-M
MPL-B580F	3000	3000	26.0	34.0 (300)	75.0	74.6 (660)	7.1	2094-BM03-M
					94.0	87.0 (770)		2094-BM05-M
MPL-B580J	3800	3800	30.0	31.7 (280)	75.0	67.0 (592)	7.9	2094-BM03-M
			32.0	34.0 (301)	94.0	81.0 (716)		2094-BM05-M
MPL-B640F	2000	3000	30.0	34.4 (304)	65.0	72.3 (640)	6.1	2094-BM03-M
			32.0	36.7 (325)				2094-BM05-M

Kinetix MPL Motor Performance Specifications with Kinetix 6200/6500 Drives (continued)

Motor Cat. No.	Rated Speed rpm	Maximum Speed rpm	System Continuous Stall Current A 0-pk	System Continuous Stall Torque N·m (lb·in)	System Peak Stall Current A 0-pk	System Peak Stall Torque N·m (lb·in)	Motor Rated Output kW	Kinetix 6200/ Kinetix 6500 400V-class Drives
MPL-B660F	2000	3000	38.5	48.0 (425)	96.0	101 (895)	6.1	2094-BM05-M
MPL-B680D	2000	2000	30.0	55.4 (490)	75.0	125 (1105)	9.3	2094-BM03-M
			34.0	62.8 (556)	94.0	154 (1365)		2094-BM05-M
MPL-B680F	2000	3000	47.9	60.0 (531)	96.0	108 (960)	7.5	2094-BM05-M
MPL-B680H	2000	3500	48.9	58.0 (513)	97.8	107 (947)	7.5	2094-BM05-M
MPL-B860D	2000	2000	47.3	83.0 (735)	95.5	152 (1350)	12.5	2094-BM05-M
MPL-B880C	1500	1500	47.5	110 (973)	97.5	203 (1800)	12.6	2094-BM05-M
MPL-B880D	2000	2000	48.9	79.9 (706)	96.0	147 (1300)	12.6	2094-BM05-M
MPL-B960B	1200	1200	42.5	130 (1150)	94.0	231 (2050)	12.7	2094-BM05-M
MPL-B980B	1000	1000	40.0	162 (1440)	94.0	278 (2460)	15.2	2094-BM05-M

Performance specification data and curves reflect nominal system performance of a typical system with motor at 40 °C (104 °F) and drive at 50 °C (122 °F) ambient temperature and rated line voltage. For additional information on ambient temperature and line conditions, refer to Motion Analyzer.

Kinetix MPM Motor Performance Specifications with Kinetix 6200/6500 Drives

Motor Cat. No.	Speed, base rpm	Rated Speed rpm	Maximum Speed rpm	System Continuous Stall Current A 0-pk	System Continuous Stall Torque N·m (lb·in)	System Peak Stall Current A 0-pk	System Peak Stall Torque N·m (lb·in)	Motor Rated Output kW	Kinetix 6200/ Kinetix 6500 400V-class Drives
MPM-B1151F	3000	4000	5000	2.71	2.3 (20.3)	9.9	6.6 (58.4)	0.75	2094-BMP5-M
MPM-B1151T	6000	5000	7000	5.62	2.3 (20.3)	20.5	5.8 (51.3)	0.90	2094-BM01-M
MPM-B1152C	1500	2500	3000	3.61	5.0 (44.2)	12.4	13.5 (119)	1.20	2094-BM02-M
MPM-B1152F	3000	4000	5200	6.17	5.0 (44.2)	21.1	13.3 (118)	1.40	2094-BM01-M
MPM-B1152T	6000	4000	7000	11.02	5.0 (44.2)	36.5	13.1 (116)	1.40	2094-BM02-M
MPM-B1153E	2250	3000	3500	6.21	6.5 (57.5)	21.6	19.7 (174)	1.40	2094-BM01-M
MPM-B1153F	3000	4000	5500	9.20	6.4 (56.6)	32.0	19.7 (174)	1.40	2094-BM02-M
MPM-B1153T	6000	4000	7000	15.95	6.4 (56.6)	45.0	14.5 (128)	1.45	2094-BM03-M
MPM-B1302F	3000	4000	4500	8.57	6.6 (58.4)	21.5	13.0 (115)	1.65	2094-BM01-M
MPM-B1302M	4500	4000	6000	12.57	6.6 (58.4)	32.4	13.3 (118)	1.65	2094-BM02-M
MPM-B1302T	6000	4000	7000	16.83	6.7 (59.3)	43.4	13.3 (118)	1.65	2094-BM03-M
MPM-B1304C	1500	1870	2750	7.00	10.3 (91.1)	21.5	26.4 (233)	2.00	2094-BM01-M
MPM-B1304E	2250	3500	4000	10.75	10.2 (90.3)	34.2	27.1 (240)	2.20	2094-BM02-M
MPM-B1304M	4500	3500	6000	19.02	10.4 (92.0)	60.6	27.1 (240)	2.20	2094-BM03-M
MPM-B1651C	1500	3000	3500	10.21	11.4 (101)	29.2	23.2 (205)	2.50	2094-BM02-M
MPM-B1651F	3000	3000	5000	17.75	11.4 (101)	50.9	23.2 (205)	2.50	2094-BM03-M
MPM-B1651M	4500	3000	5000	22.46	11.3 (100)	56.8	21.4 (189)	2.50	2094-BM03-M
MPM-B1652C	1500	2500	2500	11.51	16.4 (145)	33.6	40.2 (356)	3.80	2094-BM02-M
MPM-B1652E	2250	3500	3500	20.94	21.1 (187)	60.5	48.0 (425)	4.30	2094-BM03-M
MPM-B1652F	3000	3500	4500	28.74	21.1 (187)	84.1	48.0 (424)	4.30	2094-BM05-M
MPM-B1653C	1500	2000	2500	20.05	26.7 (236)	59.2	67.7 (599)	4.60	2094-BM03-M
MPM-B1653E	2250	3000	3500	27.00	26.8 (237)	72.9	62.0 (549)	5.10	2094-BM03-M
MPM-B1653F	3000	3000	4000	34.94	31.0 (274)	94.3	56.0 (495)	5.10	2094-BM05-M
MPM-B2152C	1500	2000	2500	27.40	36.7 (325)	55.4	72.2 (639)	5.60	2094-BM03-M
MPM-B2152F	3000	2500	4500	43.54	34.1 (302)	97.8	72.3 (495)	5.90	2094-BM05-M
MPM-B2152M	4500	2500	5000	44.58	34.1 (302)	76.3	52.9 (468)	5.90	2094-BM05-M
MPM-B2153B	1250	1750	2000	24.06	48.0 (425)	60.0	101 (894)	6.80	2094-BM03-M
MPM-B2153E	2250	2000	3000	39.63	47.9 (424)	97.8	101 (894)	7.20	2094-BM05-M
MPM-B2153F	3000	2000	3800	43.86	45.6 (403)	97.8	99.0 (875)	7.20	2094-BM05-M
MPM-B2154B	1250	1750	2000	35.46	62.7 (555)	97.8	154 (1362)	6.90	2094-BM05-M
MPM-B2154E	2250	2000	3000	43.68	55.9 (495)	97.8	112 (990)	7.50	2094-BM05-M
MPM-B2154F	3000	2000	3300	44.40	56.2 (497)	83.6	88.0 (778)	7.50	2094-BM05-M

Performance specification data and curves reflect nominal system performance of a typical system with motor at 40 °C (104 °F) and drive at 50 °C (122 °F) ambient temperature and rated line voltage. For additional information on ambient temperature and line conditions, refer to Motion Analyzer.

Kinetix MPF Motor Performance Specifications with Kinetix 6200/6500 Drives

Motor Cat. No.	Rated Speed rpm	Maximum Speed rpm	System Continuous Stall Current A 0-pk	System Continuous Stall Torque N·m (lb·in)	System Peak Stall Current A 0-pk	System Peak Stall Torque N·m (lb·in)	Motor Rated Output kW	Kinetix 6200/ Kinetix 6500 400V-class Drives
MPF-B310P	5000	5000	2.30	1.60 (14)	7.10	3.6 (32)	0.77	2094-BMP5-M
MPF-B320P	5000	5000	4.0	2.90 (25.6)	9.90	6.0 (53.1)	1.5	2094-BMP5-M
			4.24	3.10 (27)	14.0	7.8 (69)		2094-BM01-M
MPF-B330P	5000	5000	4.0	2.90 (25.6)	9.90	6.5 (57.5)	1.6	2094-BMP5-M
			5.70	4.18 (37)	19.0	11.1 (98)		2094-BM01-M
MPF-B430P	5000	5000	8.60	6.20 (54.9)	21.5	13.9 (123)	2.0	2094-BM01-M
			9.20	6.55 (58)	32.0	19.8 (175)		2094-BM02-M
MPF-B4530K	4000	4000	8.60	7.10 (62.8)	21.5	15.1 (133)	2.4	2094-BM01-M
			9.90	8.25 (73)	31.0	20.3 (179)		2094-BM02-M
MPF-B4540F	3000	3000	8.60	9.50 (84.1)	21.5	20.9 (185)	2.5	2094-BM01-M
			9.10	10.20 (90)	29.0	27.1 (240)		2094-BM02-M
MPF-B540K	4000	4000	20.5	19.4 (171)	60.0	48.6 (430)	4.1	2094-BM03-M

Performance specification data and curves reflect nominal system performance of a typical system with motor at 40 °C (104 °F) and drive at 50 °C (122 °F) ambient temperature and rated line voltage. For additional information on ambient temperature and line conditions, refer to Motion Analyzer.

Kinetix MPS Motor Performance Specifications with Kinetix 6200/6500 Drives

Motor Cat. No.	Rated Speed rpm	Maximum Speed rpm	System Continuous Stall Current A 0-pk	System Continuous Stall Torque N·m (lb·in)	System Peak Stall Current A 0-pk	System Peak Stall Torque N·m (lb·in)	Motor Rated Output kW	Kinetix 6200/ Kinetix 6500 400V-class Drives
MPS-B330P	5000	5000	4.0	3.0 (26.5)	9.90	6.6 (58.4)	1.3	2094-BMP5-M
			4.9	3.6 (32)	19.0	11.0 (97.2)		2094-BM01-M
MPS-B4540F	3000	3000	7.1	8.1 (72)	21.5	22.8 (202)	1.4	2094-BM01-M
					26.0	27.1 (240)		2094-BM02-M
MPS-B560F	3000	3000	17.0	21.5 (190)	68.0	67.8 (600)	3.5	2094-BM03-M

Performance specification data and curves reflect nominal system performance of a typical system with motor at 40 °C (104 °F) and drive at 50 °C (122 °F) ambient temperature and rated line voltage. For additional information on ambient temperature and line conditions, refer to Motion Analyzer.

Linear Motion Performance Specifications

These linear motion families are compatible with Kinetix 6200 and Kinetix 6500 servo drives.

Linear Motion Family	Page
LDAT-Series integrated linear thrusters	172
Kinetix MPAS integrated linear stages	175
Kinetix MPAR electric cylinders	175
Kinetix MPAL heavy-duty electric cylinders	176
LDC-Series iron-core linear motors	177

For Kinetix 6200 and Kinetix 6500 drive system combinations that include cable catalog number selection and force/velocity curves, refer to the Kinetix 6000 and Kinetix 6200/6500 Drive Systems Design Guide, publication [KNX-RM003](#).

IMPORTANT These system combinations do not include all possible actuator/drive combinations. Refer to Motion Analyzer to verify compatibility. To access Motion Analyzer, go to: <https://motionanalyzer.rockwellautomation.com>.

LDAT-Series Performance Specifications with Kinetix 6200/6500 Drives

Performance Specifications (frame 30) with Kinetix 6200/6500 Drives

Linear Thruster Cat. No.	Velocity, max 460V AC m/s	System Continuous Stall Current A 0-pk	System Continuous Stall Force N (lb)	System Peak Stall Current A 0-pk	System Peak Stall Force N (lb)	Rated Output 460V AC kW	Kinetix 6200/6500 400V-class Drives
LDAT-S031010-DBx	2.4	4.8	81 (18)	12.2	168 (38)	0.20	2094-BM01-M
LDAT-S031020-DBx	3.1					0.25	
LDAT-S031030-DBx	3.5					0.29	
LDAT-S031040-DBx	3.8					0.31	
LDAT-S032010-DBx	3.1	7.4	126 (28)	24.3	336 (76)	0.40	2094-BM01-M
LDAT-S032020-DBx	4.1					0.52	
LDAT-S032030-DBx	4.7					0.59	
LDAT-S032040-DBx	5.0					0.63	
LDAT-S032010-EBx	3.1	3.7	126 (28)	12.2	336 (76)	0.40	2094-BM01-M
LDAT-S032020-EBx	4.1					0.52	
LDAT-S032030-EBx	4.7					0.59	
LDAT-S032040-EBx	5.0					0.63	
LDAT-S033010-DBx	3.5	11.1	190 (43)	36.5	504 (113)	0.67	2094-BM02-M
LDAT-S033020-DBx	4.7					0.88	
LDAT-S033030-DBx	5.0					0.95	
LDAT-S033040-DBx						0.95	
LDAT-S033010-EBx	3.5	3.7	190 (43)	12.2	504 (113)	0.67	2094-BM01-M
LDAT-S033020-EBx	4.7					0.87	
LDAT-S033030-EBx	5.0					0.91	
LDAT-S033040-EBx						0.91	

Performance specification data and curves reflect nominal system performance of a typical system with motor at 40 °C (104 °F) and drive at 50 °C (122 °F) ambient temperature and rated line voltage. For additional information on ambient temperature and line conditions, refer to Motion Analyzer.

Performance Specifications (frame 50) with Kinetix 6200/6500 Drives

Linear Thruster Cat. No.	Velocity, max 460V AC m/s	System Continuous Stall Current A 0-pk	System Continuous Stall Force N (lb)	System Peak Stall Current A 0-pk	System Peak Stall Force N (lb)	Rated Output 460V AC kW	Kinetix 6200/6500 400V-class Drives
LDAT-S051010-DBx	2.8	3.1	119 (27)	11.4	363 (82)	0.34	2094-BMP5-M
LDAT-S051020-DBx	3.7					0.43	
LDAT-S051030-DBx	4.1					0.49	
LDAT-S051040-DBx	4.4					0.53	
LDAT-S051050-DBx	4.7					0.55	
LDAT-S052010-DBx	3.7	6.2	251 (56)	22.7	727 (163)	0.92	2094-BM01-M
LDAT-S052020-DBx	4.8					1.20	
LDAT-S052030-DBx	5.0					1.24	
LDAT-S052040-DBx						1.24	
LDAT-S052050-DBx						1.24	
LDAT-S052010-EBx	3.7	3.1	251 (56)	11.4	727 (163)	0.80	2094-BMP5-M
LDAT-S052020-EBx	4.6					0.98	
LDAT-S052030-EBx	4.6					1.02	
LDAT-S052040-EBx						1.02	
LDAT-S052050-EBx						1.02	

Performance Specifications (frame 50) with Kinetix 6200/6500 Drives (continued)

Linear Thruster Cat. No.	Velocity, max 460V AC m/s	System Continuous Stall Current A 0-pk	System Continuous Stall Force N (lb)	System Peak Stall Current A 0-pk	System Peak Stall Force N (lb)	Rated Output 460V AC kW	Kinetix 6200/6500 400V-class Drives
LDAT-S053010-DBx	4.1	9.4	378 (85)	34.2	1093 (246)	1.56	2094-BM02-M
LDAT-S053020-DBx	5.0					1.87	
LDAT-S053030-DBx ... LDAT-S053050-DBx						1.04	
LDAT-S053010-EBx ... LDAT-S053050-EBx	3.5	3.1		11.4		1.04	2094-BMP5-M
LDAT-S054010-DBx	4.4	12.4	509 (114)	45.5	1453 (327)	2.26	2094-BM02-M
LDAT-S054020-DBx	5.00					2.53	
LDAT-S054050-DBx						1.87	
LDAT-S054010-EBx	4.4	6.2		22.7		1.87	2094-BM01-M
LDAT-S054020-EBx	5.0		2.05				
LDAT-S054050-EBx							

Performance specification data and curves reflect nominal system performance of a typical system with motor at 40 °C (104 °F) and drive at 50 °C (122 °F) ambient temperature and rated line voltage. For additional information on ambient temperature and line conditions, refer to Motion Analyzer.

Performance Specifications (frame 70) with Kinetix 6200/6500 Drives

Linear Thruster Cat. No.	Velocity, max 460V AC m/s	System Continuous Stall Current A 0-pk	System Continuous Stall Force N (lb)	System Peak Stall Current A 0-pk	System Peak Stall Force N (lb)	Rated Output 460V AC kW	Kinetix 6200/6500 400V-class Drives
LDAT-S072010-DBx	3.9	6.0	364 (82)	22.0	1055 (237)	1.37	2094-BM01-M
LDAT-S072020-DBx	5.0					1.64	
LDAT-S072030-DBx ... LDAT-S072070-DBx							
LDAT-S072010-EBx	3.5	3.0		11.0		1.03	2094-BMP5-M
LDAT-S072020-EBx		9.0		32.8	1576 (354)	2.27	2094-BM02-M
LDAT-S072070-EBx							
LDAT-S073010-DBx	4.4	9.0	554 (125)	10.9	1576 (354)	2.27	2094-BM02-M
LDAT-S073020-DBx	5.0					2.50	
LDAT-S073070-DBx							
LDAT-S073010-EBx	2.4	3.0		10.9		1.01	2094-BMP5-M
LDAT-S073070-EBx							
LDAT-S074010-DBx		4.7	11.9	730 (164)	43.5	2088 (469)	3.15
LDAT-S074020-DBx	5.0	3.30					
LDAT-S074070-DBx							
LDAT-S074010-EBx	3.5	6.0		21.7		2.08	2094-BM01-M
LDAT-S074070-EBx							
LDAT-S076010-DBx		5.0	18.2	1122 (252)	66.4	3189 (717)	5.02
LDAT-S076020-DBx	9.1						
LDAT-S076070-DBx							
LDAT-S076010-EBx	3.5	9.1		33.2		3.18	2094-BM02-M
LDAT-S076070-EBx							

Performance specification data and curves reflect nominal system performance of a typical system with motor at 40 °C (104 °F) and drive at 50 °C (122 °F) ambient temperature and rated line voltage. For additional information on ambient temperature and line conditions, refer to Motion Analyzer.

Performance Specifications (frame 100) with Kinetix 6200/6500 Drives

Linear Thruster Cat. No.	Velocity, max 460V AC m/s	System Continuous Stall Current A 0-pk	System Continuous Stall Force N (lb)	System Peak Stall Current A 0-pk	System Peak Stall Force N (lb)	Rated Output 460V AC kW	Kinetix 6200/6500 400V-class Drives			
LDAT-S102010-DBx	3.4	5.7	456 (103)	21.0	1289 (290)	1.44	2094-BM01-M			
LDAT-S102020-DBx	4.4					1.74				
LDAT-S102030-DBx	5.0					1.91				
LDAT-S102040-DBx										
LDAT-S102050-DBx ... LDAT-S102090-DBx										
LDAT-S102010-EBx ... LDAT-S102090-EBx	2.6	2.9	10.5	0.96	2094-BMP5-M					
LDAT-S103010-DBx	3.8	8.6	702 (158)	31.5	1935 (435)	2.41	2094-BM02-M			
LDAT-S103020-DBx	5.0					2.93				
LDAT-S103030-DBx										
LDAT-S103090-DBx										
LDAT-S103010-EBx ... LDAT-S103090-EBx	1.8					2.9		10.5	0.92	2094-BMP5-M
LDAT-S104010-DBx	4.1	11.5	929 (209)	42.0	2578 (580)	3.76	2094-BM02-M			
LDAT-S104020-DBx	5.0					4.29				
LDAT-S104030-DBx										
LDAT-S104090-DBx										
LDAT-S104010-EBx ... LDAT-S104090-EBx	2.7					5.7		21.0	2.07	2094-BM01-M
LDAT-S106010-DBx	4.5	17.3	1403 (315)	63.0	3871 (870)	5.41	2094-BM03-M			
LDAT-S106020-DBx	5.0					5.87				
LDAT-S106090-DBx										
LDAT-S106010-EBx ... LDAT-S106090-EBx								2.7	8.6	31.5

Performance specification data and curves reflect nominal system performance of a typical system with motor at 40 °C (104 °F) and drive at 50 °C (122 °F) ambient temperature and rated line voltage. For additional information on ambient temperature and line conditions, refer to Motion Analyzer.

Performance Specifications (frame 150) with Kinetix 6200/6500 Drives

Linear Thruster Cat. No.	Velocity, max 460V AC m/s	System Continuous Stall Current A 0-pk	System Continuous Stall Force N (lb)	System Peak Stall Current A 0-pk	System Peak Stall Force N (lb)	Rated Output 460V AC kW	Kinetix 6200/6500 400V-class Drives
LDAT-S152010-DBx	3.2	5.3	643 (145)	19.5	1799 (404)	1.76	2094-BM01-M
LDAT-S152020-DBx	3.5					1.89	
LDAT-S152090-DBx							
LDAT-S152010-EBx ... LDAT-S152090-EBx	1.8	2.7	9.8	0.87	2094-BMP5-M		
LDAT-S153010-DBx ... LDAT-S153090-DBx	3.6	8.0	978 (220)	29.1	2680 (602)	2.87	2094-BM01-M
LDAT-S153010-EBx ... LDAT-S153090-EBx	1.2	2.7		9.1		0.80	2094-BMP5-M

Performance Specifications (frame 150) with Kinetix 6200/6500 Drives (continued)

Linear Thruster Cat. No.	Velocity, max 460V AC m/s	System Continuous Stall Current A 0-pk	System Continuous Stall Force N (lb)	System Peak Stall Current A 0-pk	System Peak Stall Force N (lb)	Rated Output 460V AC kW	Kinetix 6200/6500 400V-class Drives
LDAT-S154010-DBx ... LDAT-S154090-DBx	3.5	10.7	1306 (294)	39.1	3597 (809)	3.83	2094-BM02-M
LDAT-S154010-EBx ... LDAT-S154090-EBx	1.8	5.3		19.5		1.78	2094-BM01-M
LDAT-S156010-DBx ... LDAT-S156090-DBx	3.6	16.3	1997 (449)	59.4	5469 (1229)	5.85	2094-BM03-M
LDAT-S156010-EBx ... LDAT-S156090-EBx	1.8	8.1		19.8		2.71	2094-BM01-M

Performance specification data and curves reflect nominal system performance of a typical system with motor at 40 °C (104 °F) and drive at 50 °C (122 °F) ambient temperature and rated line voltage. For additional information on ambient temperature and line conditions, refer to Motion Analyzer.

Kinetix MPAS Performance Specifications with Kinetix 6200/6500 Drives

Linear Stage Cat. No.	Maximum Speed mm/s (in/s)	System Continuous Stall Current A 0-pk	System Continuous Stall Force N (lb)	System Peak Stall Current A 0-pk	System Peak Stall Force N (lb)	Motor Output Power Rating kW	Kinetix 6200/ Kinetix 6500 400V-class Drives
MPAS-Bxxxx1-V05SxA	200 (7.9) ⁽¹⁾	1.75	521 (117)	3.50	1212 (272)	0.37	2094-BMP5-M
MPAS-Bxxxx2-V20SxA	1124 (44.3) ⁽²⁾	3.30	462 (104)	6.60	968 (218)	0.62	2094-BMP5-M
MPAS-B8xxxF-ALMO2C	5000 (200) ⁽³⁾	3.50	189 (42.5)	9.30	456 (103)	0.527	2094-BMP5-M
MPAS-B8xxxF-ALMS2C		3.15	159 (35.7)	8.37	399 (89.7)	0.475	2094-BMP5-M
MPAS-B9xxxL-ALMO2C		3.40	285 (64.1)	9.10	680 (153)	0.768	2094-BMP5-M
MPAS-B9xxxL-ALMS2C		3.03	245 (55.1)	8.19	601 (135)	0.69	2094-BMP5-M

(1) For 900 mm stroke length, maximum speed is 176 mm/s (6.9 in/s). For 1020 mm stroke length, maximum speed is 143 mm/s (5.6 in/s).

(2) For 780 mm stroke length, maximum speed is 889 mm/s (35.0 in/s). For 900 mm stroke length, maximum speed is 715 mm/s (28.2 in/s). For 1020 mm stroke length, maximum speed is 582 mm/s (22.9 in/s).

(3) Due to the short travel of many of these stages and the distance needed to reach a maximum velocity of 5000 mm/s (200 in/s), the maximum velocity of these stages is often less than 5000 mm/s (200 in/s). For the maximum velocity of each linear stage according to stroke length, refer to the Kinetix Linear Motion Specifications Technical Data, publication [KNX-TD002](#).

Performance specification data and curves reflect nominal system performance of a typical system with motor at 40 °C (104 °F) and drive at 50 °C (122 °F) ambient temperature and rated line voltage. For additional information on ambient temperature and line conditions, refer to Motion Analyzer.

Kinetix MPAR Performance Specifications with Kinetix 6200/6500 Drives

Electric Cylinder Cat. No.	Maximum Speed mm/s (in/s)	System Continuous Stall Current A 0-pk	System Continuous Stall Force N (lb)	System Peak Stall Current A 0-pk	System Peak Stall Force N (lb)	Motor Output Power Rating kW	Kinetix 6200/ Kinetix 6500 400V-class Drives
MPAR-B1xxxB	150	1.15	240 (53.9)	1.35	300 (67.4)	0.036	2094-BMP5-M
MPAR-B1xxxE	500	1.49	280 (62.9)	1.71	350 (78.7)	0.140	2094-BMP5-M
MPAR-B2xxxC	250	1.67	420 (94.4)	1.90	525 (118)	0.105	2094-BMP5-M
MPAR-B2xxxF	640	3.29	640 (144)	3.93	800 (180)	0.410	2094-BMP5-M
MPAR-B3xxxE	500	5.16	2000 (450)	6.17	2500 (562)	1.00	2094-BM01-M
MPAR-B3xxxH	1000	6.13	1300 (292)	6.79	1625 (365)	1.30	2094-BM01-M

Performance specification data and curves reflect nominal system performance of a typical system with motor at 40 °C (104 °F) and drive at 50 °C (122 °F) ambient temperature and rated line voltage. For additional information on ambient temperature and line conditions, refer to Motion Analyzer.

Kinetix MPAI Performance Specifications with Kinetix 6200/6500 Drives

Performance Specifications (ballscrew) with Kinetix 6200/6500 Drives

Electric Cylinder Cat. No.	Maximum Speed mm/s (in/s)	System Continuous Stall Current A 0-pk	System Continuous Stall Force N (lb)		System Peak Stall Current A 0-pk	System Peak Stall Force N (lb)	Motor Output Power Rating kW	Kinetix 6200/ Kinetix 6500 400V-class Drives
			25 °C (77 °F)	40 °C (104 °F)				
MPAI-B2076CV1	305 (12)	0.90	890 (200)	706 (159)	2.30	1446 (325)	0.22	2094-BMP5-M
MPAI-B2150CV3		1.29	1446 (325)	1147 (258)	3.25		0.25	
MPAI-B2300CV3								
MPAI-B3076CM1	305 (12)	1.35	1624 (365)	1290 (290)	4.57	4448 (1000)	0.27	2094-BMP5-M
MPAI-B3076EM1	610 (24)		814 (183)	645 (145)		2570 (578)		
MPAI-B3150CM3	279 (11)	2.81	4003 (900)	3176 (714)	4.30	4448 (1000)	0.39	2094-BMP5-M
MPAI-B3300CM3	188 (7.3)							
MPAI-B3150EM3	559 (22)		2002 (450)	1588 (357)	7.07	4003 (900)		
MPAI-B3300EM3	376 (15)							
MPAI-B3450EM3								
MPAI-B4150CM3	279 (11)	5.61	7784 (1750)	6179 (1389)	8.68	8896 (2000)	0.43	2094-BM01-M
MPAI-B4300CM3	245 (9.5)							
MPAI-B4450CM3	559 (22)		3892 (875)	3092 (695)	14.14	7784 (1750)		
MPAI-B4150EM3	491 (19)							
MPAI-B4300EM3								
MPAI-B4450EM3								
MPAI-B5xxxCM3	200 (7.8)	6.62	13,123 (2950)	10,415 (2341)	8.48	13,345 (3000)	0.55	2094-BM01-M
MPAI-B5xxxEM3	400 (15.6)		6562 (1475)	5208 (1171)	16.70	13,122 (2950)		

Performance specification data and curves reflect nominal system performance of a typical system with motor at 40 °C (104 °F) and drive at 50 °C (122 °F) ambient temperature and rated line voltage. For additional information on ambient temperature and line conditions, refer to Motion Analyzer.

Performance Specifications (roller screw) with Kinetix 6200/6500 Drives

Electric Cylinder Cat. No.	Maximum Speed mm/s (in/s)	System Continuous Stall Current A 0-pk	System Continuous Stall Force N (lb)		System Peak Stall Current A 0-pk	System Peak Stall Force N (lb)	Motor Output Power Rating kW	Kinetix 6200/ Kinetix 6500 400V-class Drives
			25 °C (77 °F)	40 °C (104 °F)				
MPAI-B3076RM1	305 (12)	1.45	1557 (350)	1237 (278)	4.57	4862 (1093)	0.27	2094-BMP5-M
MPAI-B3076SM1	610 (24)		778 (175)	618 (139)		2431 (547)		
MPAI-B3150RM3	279 (11)	2.81	3781 (850)	3003 (675)	7.07	7562 (1700)	0.39	2094-BMP5-M
MPAI-B3300RM3	176 (6.9)							
MPAI-B3450RM3	559 (22)		1891 (425)	1499 (337)		3781 (850)		
MPAI-B3150SM3	353 (14)							
MPAI-B3300SM3								
MPAI-B3450SM3								
MPAI-B4150RM3	279 (11)	5.61	7340 (1650)	5827 (1310)	14.14	14,679 (3300)	0.43	2094-BM01-M
MPAI-B4300RM3	196 (7.6)							
MPAI-B4450RM3	559 (22)		3670 (825)	2914 (655)		7340 (1650)		
MPAI-B4150SM3	393 (15)							
MPAI-B4300SM3								
MPAI-B4450SM3								

Performance specification data and curves reflect nominal system performance of a typical system with motor at 40 °C (104 °F) and drive at 50 °C (122 °F) ambient temperature and rated line voltage. For additional information on ambient temperature and line conditions, refer to Motion Analyzer.

LDC-Series Performance Specifications with Kinetix 6200/6500 Drives

Linear Motor Cat. No.	Maximum Speed m/s (ft/s)	System Continuous Stall Current ⁽¹⁾ A 0-pk	System Continuous Stall Force ⁽¹⁾ N (lb)	System Peak Stall Current A 0-pk	System Peak Stall Force N (lb)	Linear Motor Rated Output kW	Kinetix 6200/ Kinetix 6500 400V-class Drives
LDC-C030100-DHT	10.0 (32.8)	4.1...6.1	74...111 (17...25)	12.1	188 (42)	0.37...0.55	2094-BM01-M
LDC-C030200-DHT		8.1...12.2	148...222 (33...50)	24.3	375 (84)	0.74...1.11	2094-BM02-M
LDC-C030200-EHT		4.1...6.1		12.1			2094-BM01-M
LDC-C050100-DHT	10.0 (32.8)	3.9...5.9	119...179 (27...40)	11.7	302 (68)	0.59...0.89	2094-BM01-M
LDC-C050200-DHT		7.9...11.8	240...359 (54...81)	23.3	600 (135)	1.20...1.79	2094-BM02-M
LDC-C050200-EHT		3.9...5.9		11.6			2094-BM01-M
LDC-C050300-DHT		11.8...17.7	363...544 (82...122)	35.9	941 (212)	1.81...2.72	2094-BM02-M
LDC-C050300-EHT		3.9...5.9		12.0			2094-BM01-M
LDC-C075200-DHT		7.7...11.5		348...523 (78...117)			22.9
LDC-C075200-EHT	3.8...5.7	523...784 (117...176)	11.5	1368 (308)	2.61...3.92	2094-BM01-M	
LDC-C075300-DHT	11.5...17.2		35.6			2094-BM02-M	
LDC-C075300-EHT	3.8...5.7		11.9			2094-BM01-M	
LDC-C075400-DHT	15.3...23.0	697...1045 (157...235)	47.4	1824 (410)	3.48...5.22	2094-BM03-M	
LDC-C075400-EHT	7.7...11.5		23.7			2094-BM02-M	
LDC-C100300-DHT	10.0 (32.8)	11.1...16.7	674...1012 (152...227)	34.3	1767 (397)	3.37...5.06	2094-BM02-M
LDC-C100300-EHT		3.7...5.6	899...1349 (202...303)	11.4	2356 (530)	4.49...6.74	2094-BM01-M
LDC-C100400-DHT		14.8...22.2		45.7			2094-BM03-M
LDC-C100400-EHT		7.4...11.1		22.8			2094-BM02-M
LDC-C100600-DHT		22.2...33.3	1349...2023 (303...455)	68.5	3534 (794)	6.74...10.11	2094-BM03-M
LDC-C100600-EHT		11.1...16.7		34.3			2094-BM02-M
LDC-C150400-DHT	10.0 (32.8)	14.1...21.1	1281...1922 (288...432)	45.2	3498 (786)	6.40...9.61	2094-BM03-M
LDC-C150400-EHT		7.0...10.6	1922...2882 (432...648)	22.6	5246 (1179)	9.61...14.41	2094-BM02-M
LDC-C150600-DHT		21.1...31.7		67.8			2094-BM03-M
LDC-C150600-EHT		10.6...15.8	33.9	2094-BM02-M			

(1) Values represent the range between no cooling (low value) and water cooling (high value).

Performance specification data and curves reflect nominal system performance of a typical system with motor at 40 °C (104 °F) and drive at 50 °C (122 °F) ambient temperature and rated line voltage. For additional information on ambient temperature and line conditions, refer to Motion Analyzer.

Kinetix 6000 Multi-axis Servo Drives



The Kinetix 6000 multi-axis servo drives provide powerful simplicity to handle even the most demanding applications quickly, easily, and cost-effectively. By providing advanced control capability along with innovative design and installation features, the Kinetix 6000 drives can significantly improve system performance while saving time and money. The compact size, simplified wiring, and easy-to-use components make the Kinetix 6000 drives an ideal choice for both OEMs and end-users. Target applications for the Kinetix 6000 drives include packaging, material handling, converting, and assembly.

The Kinetix 6000 drive family is part of the Kinetix Integrated Motion solution.

Kinetix 6000 Multi-axis Servo Drive Features

- Multi-axis servo drive systems with Integrated Motion on Sercos interface
- TÜV Rheinland certified: PL e, Cat 3, according to ISO 13849 and SIL CL3 according to IEC 61508, IEC 61800-5-2 and IEC 61062
 - Safe torque-off control
- 195...265V AC three-phase (200V-class) input
- 324...528V AC three-phase (400V-class) input
 - Enhanced-peak performance for up to 250% of continuous current rating
- RSLogix 5000 software or the Studio 5000 Logix Designer application for programming (ladder logic, structured text, and sequential function charts)
- Kinetix Integrated Motion with ControlLogix or CompactLogix controllers
- High-resolution absolute, multi-turn and single-turn encoder feedback; feedback-only auxiliary axis

To compare drive features across drive families, refer to [Servo Drives](#) beginning on [page 30](#).

Kinetix 6000 Servo Drive Components

Kinetix 6000 servo drive systems consist of these required components:

- One integrated axis module (IAM or leader IAM)
- Up to seven axis modules
- One power rail
- One to eight rotary motors, linear motors, or linear actuators
- One to eight motor power and feedback cables
- Low-profile connector kits (required for flying-lead feedback cables)
- Two to nine Sercos fiber-optic cables

Kinetix 6000 systems can also include one or more integrated axis modules used as a follower IAM (and associated axis modules, power rails, motors, cables, and connectors as required for the application).

These components are optional:

- One shunt module, 2094-BSP2 with optional Bulletin 1394 external passive-shunt resistor
- 2094-PRF, Slot-filler modules
- Bulletin 2094 Line Interface Module (LIM)
- Bulletin 2090 Resistive Brake Module (RBM)
- Bulletin 1336 external active shunt module (dynamic brake)
- 2090-XXLF AC Line Filters (required for CE)

For detailed Kinetix 6000 drive system requirements, refer to the Kinetix 6000 and Kinetix 6200/6500 Drive Systems Design Guide, publication [KNX-RM003](#).

Kinetix 6000 Servo Drive Selection

Drive Module	Drive Module Cat. No.	Continuous Output Ratings	
		Converter (A _{DC})	Inverter (A, 0-pk)
Integrated axis module (IAM), 200V-class	2094-AC05-MP5-S	3 kW, 10 A	1.2 kW, 5 A
	2094-AC05-M01-S	3 kW, 10 A	1.9 kW, 9 A
	2094-AC09-M02-S	6 kW, 19 A	3.4 kW, 15 A
	2094-AC16-M03-S	11.3 kW, 36 A	5.5 kW, 25 A
	2094-AC32-M05-S	22.5 kW, 71 A	11.0 kW, 49 A
Integrated axis module (IAM), 400V-class	2094-BC01-MP5-S	6 kW, 9 A	1.8 kW, 4.0 A
	2094-BC01-M01-S	6 kW, 9 A	3.9 kW, 8.6 A
	2094-BC02-M02-S	15 kW, 23 A	6.6 kW, 14.6 A
	2094-BC04-M03-S	28 kW, 42 A	13.5 kW, 30 A
	2094-BC07-M05-S	45 kW, 68 A	22.0 kW, 49 A
Axis module (AM), 200V-class	2094-AMP5-S	N/A	1.2 kW, 5 A
	2094-AM01-S		1.9 kW, 9 A
	2094-AM02-S		3.4 kW, 15 A
	2094-AM03-S		5.5 kW, 25 A
	2094-AM05-S		11.0 kW, 49 A
Axis module (AM), 400V-class	2094-BMP5-S	N/A	1.8 kW, 4.0 A
	2094-BM01-S		3.9 kW, 8.6 A
	2094-BM02-S		6.6 kW, 14.6 A
	2094-BM03-S		13.5 kW, 30 A
	2094-BM05-S		22.0 kW, 49 A
2094 power rail	2094-PRsx	Available for 1, 2, 3, 4, 5, 7, and 8-axis systems	
2094 shunt module	2094-BSP2	200/400V-class, 200 W shunt module (mounts on power rail)	
2094 slot-filler module	2094-PRF	200/400V-class, covers unused slots on power rail	

For Kinetix 6000 drive module specifications not included in this publication, refer to the Kinetix Servo Drives Technical Data, publication [KNX-TD003](#).

Kinetix 6200 Drive Component Compatibility

The 2094-BCxx-Mxx-M and 2094-BMxx-M power modules contain the same power structure as the 2094-BCxx-Mxx-S and 2094-BMxx-S drives. Because of this, the 2094-BSP2 shunt module, 2094-PRF slot-filler module, and 2094-PRsx power rails are all supported by both drive families.

In addition, 2094-BMxx-M AM power modules with Sercos interface are supported on power rails with a 2094-BCxx-Mxx-S IAM module. Conversely, 2094-BMxx-S AM drives are supported on power rails with a 2094-BCxx-Mxx-M IAM power module with Sercos interface.

IMPORTANT Kinetix 6500 EtherNet/IP™ control modules (catalog numbers 2094-EN02D-M01-Sx) are not compatible with IAM/AM modules on the same Bulletin 2094 power rail where Sercos interface is used.

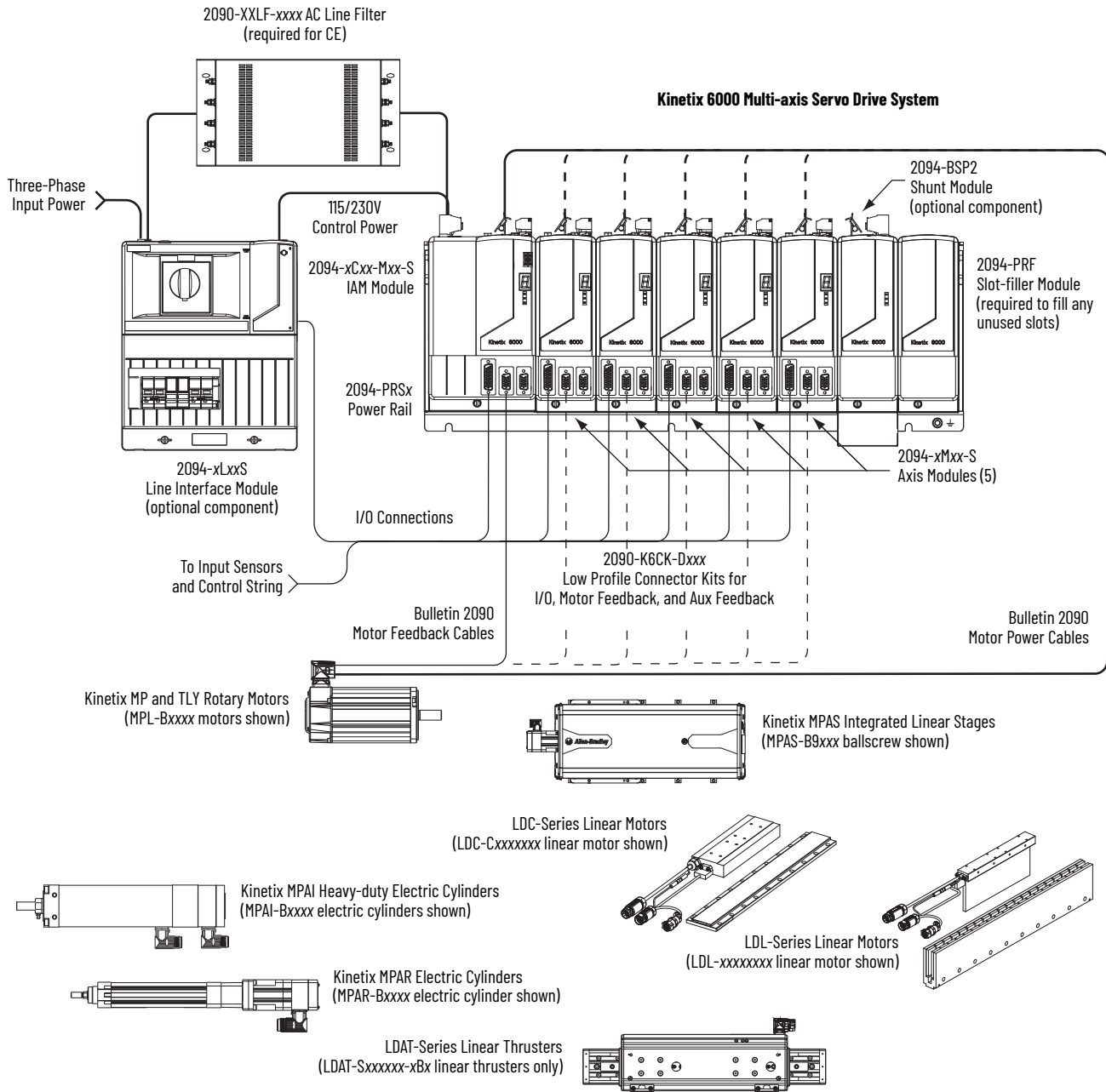
IAM/AM Module Compatibility

IAM Module	Control Module	2094-BMxx-S Kinetix 6000 AM Module	2094-BMxx-M AM Power Modules	
			2094-SE02F-M00-Sx Kinetix 6200 Control Module	2094-EN02D-M01-Sx Kinetix 6500 Control Module
2094-BCxx-Mxx-S (series B, C, and D)	N/A	Fully compatible	Fully compatible	Not compatible
2094-BCxx-Mxx-M (IAM power module)	2094-SE02F-M00-Sx Sercos interface			
		2094-EN02D-M01-Sx EtherNet/IP network	Not compatible	Not compatible

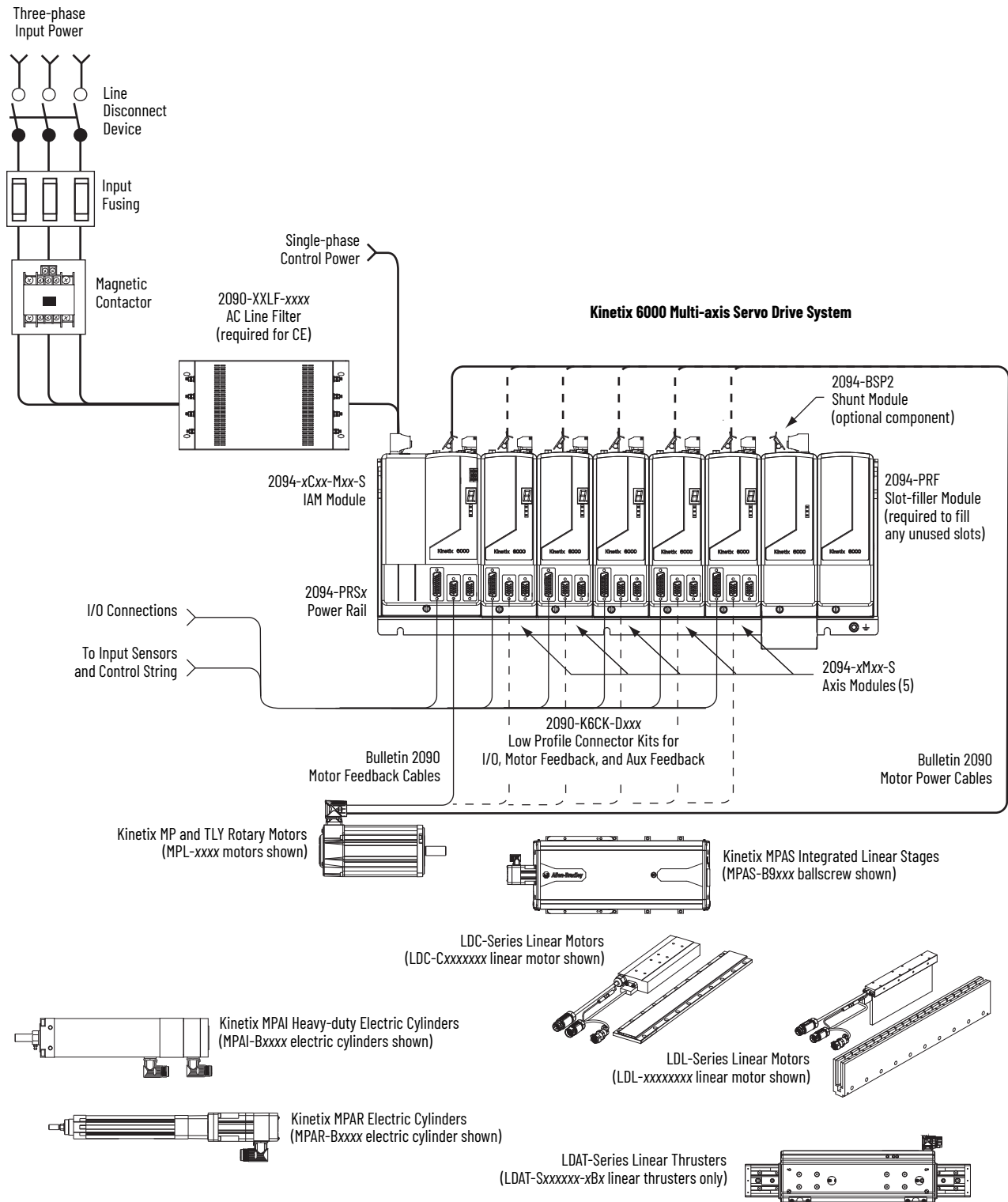
For more information on the Kinetix 6200 modular servo drives, catalog numbers 2094-BCxx-Mxx-M, 2094-BMxx-M, and 2094-SE02F-M00-Sx, refer to Kinetix 6200 and Kinetix 6500 Modular Servo Drives on [page 159](#).

Typical Hardware Configurations

Kinetix 6000 System (with LIM module)



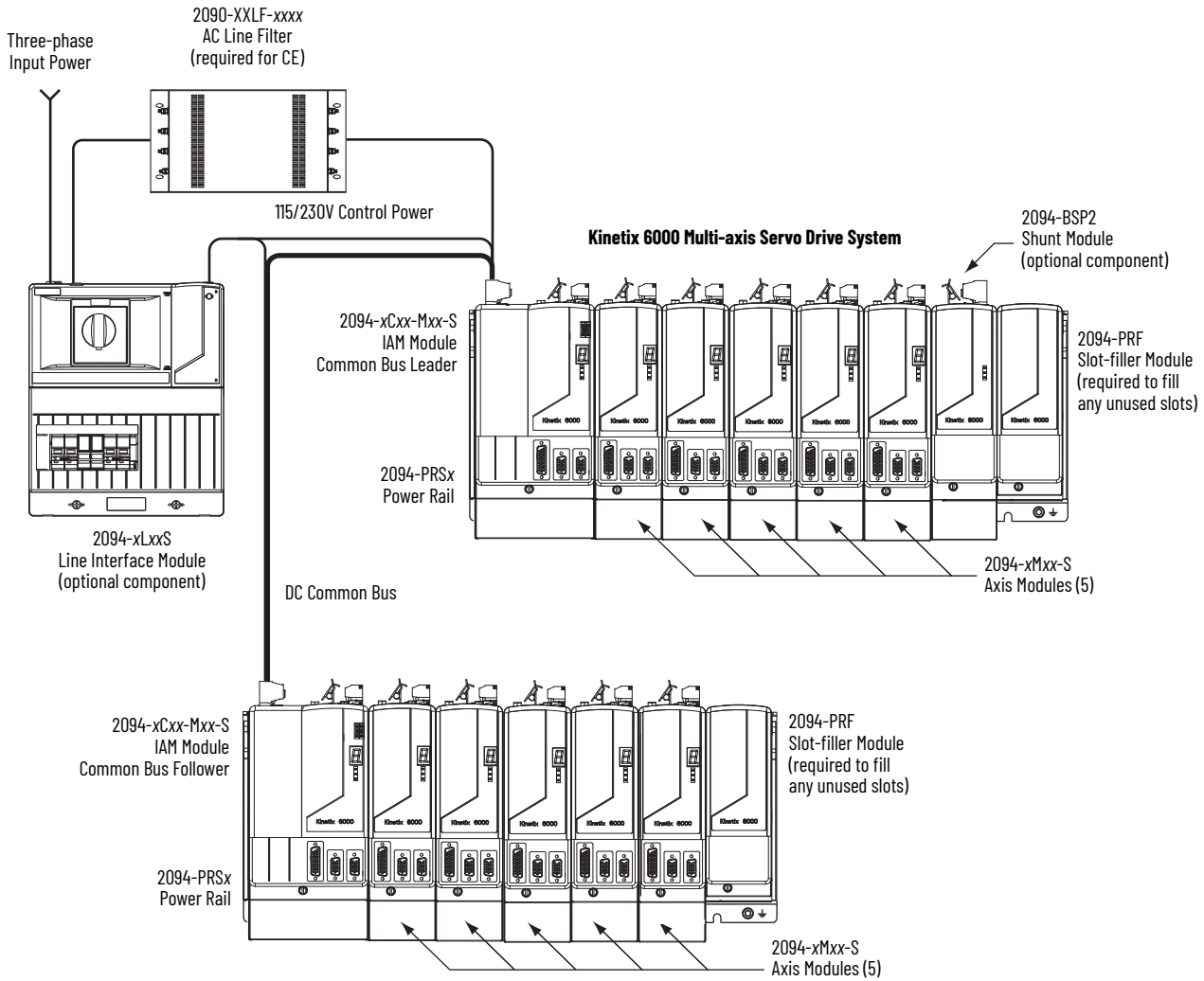
Kinetix 6000 System (without LIM module)



In this system configuration, the leader IAM module is connected to the follower IAM module via the DC common bus. When planning your panel layout, you must calculate the total bus capacitance of your DC common bus system to make sure that the leader IAM module is sized sufficiently to pre-charge the entire system. Refer to the Kinetix 6000 Servo Drive User Manual, publication [2094-UM001](#), when making this calculation.

IMPORTANT If total bus capacitance of your system exceeds the leader IAM module pre-charge rating, the IAM module seven-segment status displays error code E90 (pre-charge timeout fault) if input power is applied.
To correct this condition, you must replace the leader IAM module with a larger module or decrease the total bus capacitance by removing axis modules.

Kinetix 6000 System (DC common bus)

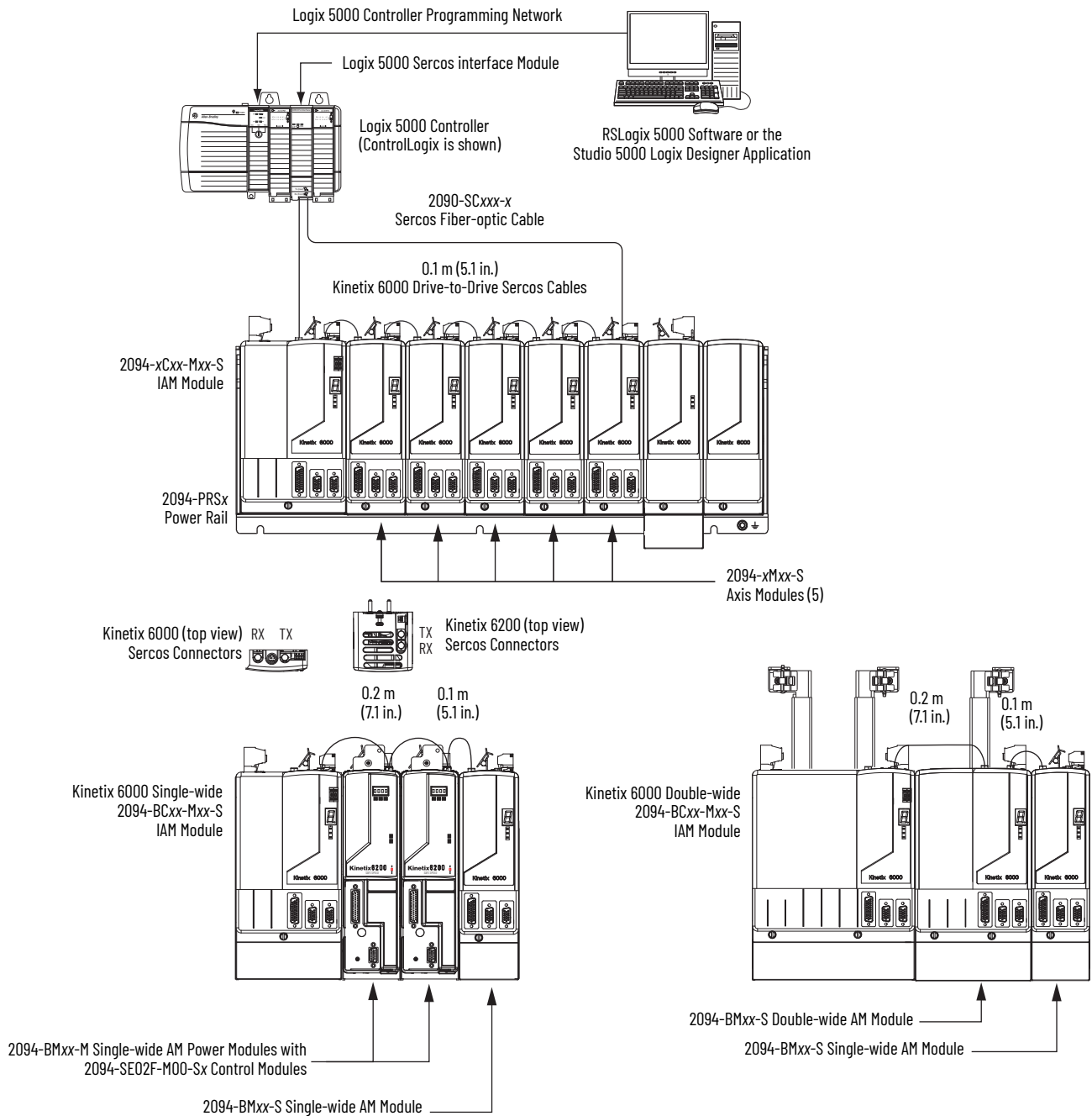


Motors and other details common to both three-phase AC and DC common-bus configurations are removed.

Typical Communication Configurations

In this example, drive-to-drive Sercos cable lengths and catalog numbers are shown for the Kinetix 6000 drives and when Kinetix 6000 and Kinetix 6200 drive modules exist on the same power rail.

Kinetix 6000 Drive Communication (Sercos)



Rotary Motion Performance Specifications

These rotary motor families are compatible with Kinetix 6000 servo drives.

Rotary Motor Family	Page
Kinetix MPL low-inertia motors	186
Kinetix MPM medium-inertia motors	188
Kinetix MPF food-grade motors	190
Kinetix MPS stainless-steel motors	191
Kinetix TLY compact motors	192

For Kinetix 6000 drive system combinations that include cable catalog number selection and torque/speed curves, refer to the Kinetix 6000 and Kinetix 6200/6500 Drive Systems Design Guide, publication [KNX-RM003](#).

IMPORTANT These system combinations do not include all possible motor/drive combinations. Refer to Motion Analyzer to verify compatibility. To access Motion Analyzer, go to: <https://motionanalyzer.rockwellautomation.com>.

Kinetix MPL Motor Performance Specifications with Kinetix 6000 Drives

Performance Specifications with Kinetix 6000 (200V-class) Drives

Motor Cat. No.	Rated Speed rpm	Maximum Speed rpm	System Continuous Stall Current A 0-pk	System Continuous Stall Torque N·m (lb·in)	System Peak Stall Current A 0-pk	System Peak Stall Torque N·m (lb·in)	Motor Rated Output kW	Kinetix 6000 200V-class Drives
MPL-A1510V	8000	8000	1.05	0.26 (2.3)	3.40	0.77 (6.8)	0.16	2094-AMP5-S
MPL-A1520U	7000	7000	1.80	0.49 (4.3)	6.10	1.58 (13.9)	0.27	2094-AMP5-S
MPL-A1530U	7000	7000	2.82	0.90 (8.0)	10.1	2.82 (24.9)	0.39	2094-AMP5-S
MPL-A210V	8000	8000	3.09	0.55 (4.8)	10.2	1.52 (13.4)	0.37	2094-AMP5-S
MPL-A220T	6000	6000	4.54	1.61 (14.2)	10.5	3.45 (30.0)	0.62	2094-AMP5-S
					15.5	4.74 (41.9)		2094-AM01-S
MPL-A230P	5000	5000	5.40	2.10 (18.6)	17.0	8.0 (70.8)	0.86	2094-AM01-S
					23.0	8.2 (73.0)		2094-AM02-S
MPL-A310F	3000	3000	3.24	1.58 (14.0)	9.30	3.61 (31.9)	0.46	2094-AMP5-S
MPL-A310P	4750	5000	4.91	1.58 (14.0)	10.5	2.90 (25.6)	0.73	2094-AMP5-S
					14.0	3.61 (31.9)		2094-AM01-S
MPL-A320H	3500	3500	6.10	3.05 (27.0)	17.0	7.13 (63.0)	1.0	2094-AM01-S
					19.3	7.91 (70.0)		2094-AM02-S
MPL-A320P	5000	5000	8.50	2.88 (25.5)	17.0	5.07 (44.8)	1.3	2094-AM01-S
			9.00	3.05 (27.0)	29.5	7.91 (70.0)		2094-AM02-S
MPL-A330P	5000	5000	12.0	4.18 (37.0)	30.0	9.10 (80.5)	1.8	2094-AM02-S
					38.0	11.1 (98.2)		2094-AM03-S
MPL-A420P	5000	5000	12.9	4.79 (42.3)	30.0	9.67 (85.5)	2.0	2094-AM02-S
					46.0	13.6 (119)		2094-AM03-S
MPL-A430H	3500	3500	12.2	6.21 (55.0)	30.0	13.9 (123)	1.8	2094-AM02-S
					45.0	19.8 (175)		2094-AM03-S
MPL-A430P	5000	5000	15.0	5.35 (47.3)	30.0	9.99 (88.3)	2.2	2094-AM02-S
			16.80	5.99 (52.9)	49.0	15.4 (136)		2094-AM03-S
					67.0	19.8 (175)		2094-AM05-S
MPL-A4530F	2800	2800	13.40	8.36 (74.0)	30.0	15.8 (139)	1.9	2094-AM02-S
					42.0	20.3 (179)		2094-AM03-S
MPL-A4530K	4000	4000	19.50	8.13 (71.9)	49.0	17.0 (150)	2.5	2094-AM03-S
					62.0	20.3 (179)		2094-AM05-S
MPL-A4540C	1500	1500	8.50	9.15 (80.9)	17.0	16.9 (150)	1.5	2094-AM01-S
			9.55	10.30 (91.1)	29.0	27.1 (239)		2094-AM02-S
MPL-A4540F	3000	3000	18.40	10.19 (90.1)	49.0	23.6 (208)	2.6	2094-AM03-S
					58.0	27.1 (239)		2094-AM05-S

Performance Specifications with Kinetix 6000 (200V-class) Drives

Motor Cat. No.	Rated Speed rpm	Maximum Speed rpm	System Continuous Stall Current A 0-pk	System Continuous Stall Torque N·m (lb·in)	System Peak Stall Current A 0-pk	System Peak Stall Torque N·m (lb·in)	Motor Rated Output kW	Kinetix 6000 200V-class Drives
MPL-A4560F	3000	3000	22.0	14.1 (125)	49.0	27.0 (239)	3.0	2094-AM03-S
					66.0	34.4 (305)		2094-AM05-S
MPL-A520K	3500	4000	15.0	10.77 (95.2)	49.0	19.3 (171)	3.5	2094-AM03-S
					65.0	24.2 (214)		2094-AM05-S
MPL-A540K	4000	4000	41.5	19.42 (171)	73.4	31.3 (277)	5.5	2094-AM05-S
MPL-A560F	3000	3000	42.0	27.39 (242)	73.4	39.6 (350)	5.3	2094-AM05-S

Performance specification data and curves reflect nominal system performance of a typical system with motor at 40 °C (104 °F) and drive at 50 °C (122 °F) ambient temperature and rated line voltage. For additional information on ambient temperature and line conditions, refer to Motion Analyzer.

Performance Specifications with Kinetix 6000 (400V-class) Drives

Motor Cat. No.	Rated Speed rpm	Maximum Speed rpm	System Continuous Stall Current A 0-pk	System Continuous Stall Torque N·m (lb·in)	System Peak Stall Current A 0-pk	System Peak Stall Torque N·m (lb·in)	Motor Rated Output kW	Kinetix 6000 400V-class Drives
MPL-B1510V	8000	8000	0.95	0.26 (2.3)	3.10	0.77 (6.8)	0.16	2094-BMP5-S @ 150%
MPL-B1520U	7000	7000	1.80	0.49 (4.3)	5.90	1.53 (13.3)	0.27	2094-BMP5-S @ 150%
					6.10	1.58 (13.9)		2094-BMP5-S @ 250%
MPL-B1530U	7000	7000	2.0	0.90 (8.0)	5.90	2.34 (20.7)	0.39	2094-BMP5-S @ 150%
					7.20	2.82 (24.9)		2094-BMP5-S @ 250%
MPL-B210V	8000	8000	1.75	0.55 (4.9)	5.80	1.52 (13.4)	0.37	2094-BMP5-S @ 150%
MPL-B220T	6000	6000	3.30	1.61 (14.2)	9.90	4.12 (36.4)	0.62	2094-BMP5-S @ 250%
					11.3	4.74 (41.9)		2094-BM01-S @ 150%
MPL-B230P	5000	5000	2.60	2.10 (18.6)	9.90	7.24 (64.0)	0.86	2094-BMP5-S @ 250%
					11.3	8.20 (73.0)		2094-BM01-S @ 150%
MPL-B310P	5000	5000	2.4	1.6 (14)	5.90	3.2 (28)	0.77	2094-BMP5-S @ 150%
					7.10	3.6 (32)		2094-BMP5-S @ 250%
MPL-B320P	5000	5000	4.5	3.10 (27)	13.0	7.5 (66)	1.5	2094-BM01-S @ 150%
					14.0	8.2 (72.5)		2094-BM01-S @ 250%
MPL-B330P	5000	5000	6.1	4.18 (37)	13.0	8.0 (71)	1.8	2094-BM01-S @ 150%
					19.0	11.1 (98)		2094-BM01-S @ 250%
MPL-B420P	5000	5000	6.3	4.74 (42)	21.6	13.1 (116)	1.9	2094-BM01-S @ 250%
					21.8	13.4 (118)		2094-BM02-S @ 150%
					22.0	13.5 (119)		2094-BM02-S @ 250%
MPL-B430P	5000	5000	9.2	6.55 (58)	21.8	14.4 (127)	2.2	2094-BM02-S @ 150%
					32.0	19.8 (175)		2094-BM02-S @ 250%
MPL-B4530F	3000	3000	6.7	8.36 (74)	13.0	13.9 (123)	2.1	2094-BM01-S @ 150%
					21.0	20.3 (180)		2094-BM01-S @ 250%
MPL-B4530K	4000	4000	9.9	8.25 (73)	21.8	15.5 (137)	2.6	2094-BM02-S @ 150%
					31.0	20.3 (179)		2094-BM02-S @ 250%
MPL-B4540F	3000	3000	9.1	10.20 (90)	21.8	21.4 (189)	2.6	2094-BM02-S @ 150%
					29.0	27.1 (240)		2094-BM02-S @ 250%
MPL-B4560F	3000	3000	11.8	14.0 (124)	21.8	23.3 (206)	3.2	2094-BM02-S @ 150%
					36.0	34.4 (304)		2094-BM02-S @ 250%
MPL-B520K	3500	4000	11.5	10.7 (95)	21.8	17.0 (150)	3.5	2094-BM02-S @ 150%
					33.0	23.2 (205)		2094-BM02-S @ 250%
MPL-B540D	2000	2000	10.5	19.4 (172)	21.8	38.8 (343)	3.4	2094-BM02-S @ 150%
					23.0	41.0 (362)		2094-BM02-S @ 250%
MPL-B540K	4000	4000	20.4	19.4 (171)	45.0	38.1 (337)	5.4	2094-BM03-S @ 150%
					60.0	48.6 (430)		2094-BM03-S @ 250%
MPL-B560F	3000	3000	20.6	26.8 (237)	45.0	49.3 (436)	5.5	2094-BM03-S @ 150%
					68.0	67.8 (600)		2094-BM03-S @ 250%
MPL-B580F	3000	3000	26.0	34.0 (300)	75.0	74.6 (660)	7.1	2094-BM03-S @ 250%
					73.4	73.5 (650)		2094-BM05-S @ 150%
					94.0	87.0 (770)		2094-BM05-S @ 200%
MPL-B580J	3800	3800	32.0	34.0 (301)	73.4	66.6 (589)	7.9	2094-BM05-S @ 150%
					94.0	81.0 (716)		2094-BM05-S @ 200%

Performance Specifications with Kinetix 6000 (400V-class) Drives (continued)

Motor Cat. No.	Rated Speed rpm	Maximum Speed rpm	System Continuous Stall Current A 0-pk	System Continuous Stall Torque N·m (lb·in)	System Peak Stall Current A 0-pk	System Peak Stall Torque N·m (lb·in)	Motor Rated Output kW	Kinetix 6000 400V-class Drives
MPL-B640F	2000	3000	30.0	34.4 (304)	45.0	50.4 (446)	6.1	2094-BM03-S @ 150%
				34.4 (304)	65.0	72.3 (640)		2094-BM03-S @ 250%
			32.0	36.7 (325)			2094-BM05-S @ 150%	
MPL-B660F	2000	3000	38.5	48.0 (425)			73.4	81.0 (716)
					96.0	101 (895)	2094-BM05-S @ 200%	
MPL-B680D	2000	2000	30.0	55.4 (490)	75.0	125 (1105)	9.3	2094-BM03-S @ 250%
				34.0	62.8 (556)	73.4		124 (1098)
							94.0	152 (1350)
MPL-B680F	2000	3000	47.9	60.0 (531)	73.4	85.4 (755)	7.5	2094-BM05-S @ 150%
					96.0	108 (960)		2094-BM05-S @ 200%
MPL-B680H	2000	3500	48.9	58.0 (513)	97.8	107 (947)	7.5	2094-BM05-S @ 200%
MPL-B860D	2000	2000	47.3	83.0 (735)	73.4	120 (1065)	12.5	2094-BM05-S @ 150%
					95.5	152 (1350)		2094-BM05-S @ 200%
MPL-B880C	1500	1500	47.5	110 (973)	73.4	157 (1387)	12.6	2094-BM05-S @ 150%
					97.5	203 (1800)		2094-BM05-S @ 200%
MPL-B880D	2000	2000	48.9	79.9 (706)	96.0	147 (1300)	12.6	2094-BM05-M
MPL-B960B	1200	1200	42.5	130 (1150)	73.4	190 (1684)	12.7	2094-BM05-S @ 150%
					94.0	231 (2050)		2094-BM05-S @ 200%
MPL-B980B	1000	1000	40.0	162 (1440)	73.4	235 (2077)	15.2	2094-BM05-S @ 150%
					94.0	278 (2460)		2094-BM05-S @ 200%

Performance specification data and curves reflect nominal system performance of a typical system with motor at 40 °C (104 °F) and drive at 50 °C (122 °F) ambient temperature and rated line voltage. For additional information on ambient temperature and line conditions, refer to Motion Analyzer.

Kinetix MPM Motor Performance Specifications with Kinetix 6000 Drives

Performance Specifications with Kinetix 6000 (200V-class) Drives

Motor Cat. No.	Speed, base rpm	Rated Speed rpm	Maximum Speed rpm	System Continuous Stall Current A 0-pk	System Continuous Stall Torque N·m (lb·in)	System Peak Stall Current A 0-pk	System Peak Stall Torque N·m (lb·in)	Motor Rated Output kW	Kinetix 6000 200V-class Drives
MPM-A1151M	4500	5000	6000	7.65	2.3 (20.3)	30.0	6.5 (57.5)	0.90	2094-AM02-S
						30.5	6.6 (58.4)		2094-AM03-S
MPM-A1152F	3000	4000	5000	11.93	4.7 (41.6)	30.0	9.9 (87.6)	1.40	2094-AM02-S
						44.8	13.5 (119)		2094-AM03-S
MPM-A1153F	3000	4000	5000	16.18	6.0 (53.1)	30.0	10.7 (94.7)	1.45	2094-AM02-S
						6.5 (57.5)	49.0		16.1 (142)
MPM-A1302F	3000	4000	4500	17.28	6.6 (58.4)	49.0	13.2 (117)	1.65	2094-AM03-S
						50.2	13.5 (119)		2094-AM05-S
MPM-A1304F	3000	3500	4000	19.65	7.6 (67.2)	30.0	13.2 (117)	2.20	2094-AM02-S
						9.2 (81.4)	48.3		19.3 (171)
MPM-A1651F	3000	3000	5000	30.96	9.3 (82.3)	49.0	15.2 (134)	2.50	2094-AM03-S
						10.7 (94.7)	73.4		20.3 (179)
MPM-A1652F	3000	3500	4000	33.54	11.0 (97.3)	49.0	19.7 (174)	4.03	2094-AM03-S
						13.4 (119)	73.4		27.7 (245)
MPM-A1653F	3000	3000	4000	42.4	11.7 (103)	49.0	21.1 (187)	5.10	2094-AM03-S
						18.6 (165)	73.4		29.6 (262)

Performance specification data and curves reflect nominal system performance of a typical system with motor at 40 °C (104 °F) and drive at 50 °C (122 °F) ambient temperature and rated line voltage. For additional information on ambient temperature and line conditions, refer to Motion Analyzer.

Performance Specifications with Kinetix 6000 (400V-class) Drives

Motor Cat. No.	Base Speed rpm	Rated Speed rpm	Maximum Speed rpm	System Continuous Stall Current A 0-pk	System Continuous Stall Torque N·m (lb·in)	System Peak Stall Current A 0-pk	System Peak Stall Torque N·m (lb·in)	Motor Rated Output kW	Kinetix 6000 400V-class Drives
MPM-B1151F	3000	4000	5000	2.71	2.3 (20.3)	5.9	4.3 (38.0)	0.75	2094-BMP5-S @ 150%
						9.9	6.6 (58.4)		2094-BMP5-S @ 250%
MPM-B1151T	6000	5000	7000	5.62	2.3 (20.3)	13.0	4.1 (36.3)	0.90	2094-BM01-S @ 150%
						20.5	5.8 (51.3)		2094-BM01-S @ 250%
MPM-B1152C	1500	2500	3000	3.61	5.0 (44.2)	5.9	7.2 (63.7)	1.20	2094-BMP5-S @ 150%
						10.0	11.3 (100)		2094-BMP5-S @ 250%
						12.4	13.5 (119)		2094-BM01-S @ 150%
MPM-B1152F	3000	4000	5200	6.17	5.0 (44.2)	13.0	9.0 (79.6)	1.40	2094-BM01-S @ 150%
						21.1	13.3 (118)		2094-BM01-S @ 250%
MPM-B1152T	6000	4000	7000	11.02	5.0 (44.2)	21.8	8.5 (75.2)	1.40	2094-BM02-S @ 150%
						36.5	13.1 (116)		2094-BM02-S @ 250%
MPM-B1153E	2250	3000	3500	6.21	6.5 (57.5)	21.5	13.0 (115)	1.40	2094-BM01-S @ 150%
						21.6	19.7 (174)		2094-BM01-S @ 250%
MPM-B1153F	3000	4000	5500	9.20	6.4 (56.6)	21.8	14.4 (127)	1.40	2094-BM02-S @ 150%
						32.0	19.7 (174)		2094-BM02-S @ 250%
MPM-B1153T	6000	4000	7000	15.95	6.4 (56.6)	45.0	14.5 (128)	1.45	2094-BM03-S @ 150%
MPM-B1302F	3000	4000	4500	8.57	6.6 (58.4)	13.0	8.9 (78.8)	1.65	2094-BM01-S @ 150%
						21.5	13.0 (115)		2094-BM01-S @ 250%
MPM-B1302M	4500	4000	6000	12.57	6.6 (58.4)	21.8	9.9 (87.6)	1.65	2094-BM02-S @ 150%
						32.4	13.3 (118)		2094-BM02-S @ 250%
MPM-B1302T	6000	4000	7000	16.83	6.0 (53.1)	36.5	11.8 (104)	1.65	2094-BM02-S @ 250%
						6.7 (59.3)	43.4		13.3 (118)
MPM-B1304C	1500	1870	2750	7.00	10.3 (91.1)	13.0	17.6 (156)	2.00	2094-BM01-S @ 150%
						21.5	26.4 (233)		2094-BM01-S @ 250%
MPM-B1304E	2250	3500	4000	10.75	10.2 (90.3)	21.8	19.0 (168)	2.20	2094-BM02-S @ 150%
						34.2	27.1 (240)		2094-BM02-S @ 250%
MPM-B1304M	4500	3500	6000	19.02	10.4 (92.0)	45.0	21.5 (190)	2.20	2094-BM03-S @ 150%
						60.6	27.1 (240)		2094-BM03-S @ 250%
MPM-B1651C	1500	3000	3500	10.21	11.4 (101)	21.8	19.4 (172)	2.50	2094-BM02-S @ 150%
						29.2	23.2 (205)		2094-BM02-S @ 250%
MPM-B1651F	3000	3000	5000	17.75	11.4 (101)	45.0	21.6 (191)	2.50	2094-BM03-S @ 150%
						50.9	23.2 (205)		2094-BM03-S @ 250%
MPM-B1651M	4500	3000	5000	22.46	11.3 (100)	45.0	18.8 (166)	2.50	2094-BM03-S @ 150%
						56.8	21.4 (189)		2094-BM03-S @ 250%
MPM-B1652C	1500	2500	2500	11.51	16.4 (145)	21.8	28.7 (254)	3.80	2094-BM02-S @ 150%
						33.6	40.2 (356)		2094-BM02-S @ 250%
MPM-B1652E	2250	3500	3500	20.94	21.1 (187)	45.0	38.4 (340)	4.30	2094-BM03-S @ 150%
						60.5	48.0 (425)		2094-BM03-S @ 250%
MPM-B1652F	3000	3500	4500	28.74	21.1 (187)	73.4	41.1 (364)	4.30	2094-BM05-S @ 150%
						84.1	48.0 (424)		2094-BM05-S @ 200%
MPM-B1653C	1500	2000	2500	20.05	26.7 (236)	45.0	55.0 (487)	4.60	2094-BM03-S @ 150%
						59.2	67.7 (599)		2094-BM03-S @ 250%
MPM-B1653E	2250	3000	3500	27.00	26.8 (237)	45.0	42.5 (376)	5.10	2094-BM03-S @ 150%
						72.9	62.0 (549)		2094-BM03-S @ 250%
MPM-B1653F	3000	3000	4000	34.94	31.0 (274)	73.4	47.8 (423)	5.10	2094-BM05-S @ 150%
						94.3	56.0 (495)		2094-BM05-S @ 200%
MPM-B2152C	1500	2000	2500	27.4	36.7 (325)	45.0	60.3 (534)	5.60	2094-BM03-S @ 150%
						55.4	72.2 (639)		2094-BM03-S @ 250%
MPM-B2152F	3000	2500	4500	43.54	34.1 (302)	73.4	56.2 (497)	5.90	2094-BM05-S @ 150%
						97.8	72.3 (495)		2094-BM05-S @ 200%
MPM-B2152M	4500	2500	5000	44.58	34.1 (302)	73.4	51.0 (451)	5.90	2094-BM05-S @ 150%
						76.3	52.9 (468)		2094-BM05-S @ 200%
MPM-B2153B	1250	1750	2000	24.06	48.0 (425)	45.0	80.0 (708)	6.80	2094-BM03-S @ 150%
						60.0	101 (894)		2094-BM03-S @ 250%

Performance Specifications with Kinetix 6000 (400V-class) Drives (continued)

Motor Cat. No.	Base Speed rpm	Rated Speed rpm	Maximum Speed rpm	System Continuous Stall Current A 0-pk	System Continuous Stall Torque N•m (lb•in)	System Peak Stall Current A 0-pk	System Peak Stall Torque N•m (lb•in)	Motor Rated Output kW	Kinetix 6000 400V-class Drives
MPM-B2153E	2250	2000	3000	39.63	47.9 (424)	73.4	79.4 (703)	7.20	2094-BM05-S @ 150%
						97.8	101 (894)		2094-BM05-S @ 200%
MPM-B2153F	3000	2000	3800	43.86	45.6 (403)	73.4	75.0 (664)	7.20	2094-BM05-S @ 150%
						97.8	99.0 (875)		2094-BM05-S @ 200%
MPM-B2154B	1250	1750	2000	35.46	62.7 (555)	73.4	121 (1071)	6.90	2094-BM05-S @ 150%
						97.8	154 (1362)		2094-BM05-S @ 200%
MPM-B2154E	2250	2000	3000	43.68	55.9 (495)	73.4	87.7 (776)	7.50	2094-BM05-S @ 150%
						97.8	112 (990)		2094-BM05-S @ 200%
MPM-B2154F	3000	2000	3300	44.40	56.2 (497)	73.4	78.8 (697)	7.50	2094-BM05-S @ 150%
						83.6	88.0 (778)		2094-BM05-S @ 200%

Performance specification data and curves reflect nominal system performance of a typical system with motor at 40 °C (104 °F) and drive at 50 °C (122 °F) ambient temperature and rated line voltage. For additional information on ambient temperature and line conditions, refer to Motion Analyzer.

Kinetix MPF Motor Performance Specifications with Kinetix 6000 Drives

Performance Specifications with Kinetix 6000 (200V-class) Drives

Motor Cat. No.	Rated Speed rpm	Maximum Speed rpm	System Continuous Stall Current A 0-pk	System Continuous Stall Torque N•m (lb•in)	System Peak Stall Current A 0-pk	System Peak Stall Torque N•m (lb•in)	Motor Rated Output kW	Kinetix 6000 200V-class Drives
MPF-A310P	4750	5000	4.50	1.58 (14.0)	10.5	2.91 (25.7)	0.73	2094-AMP5-S
					14.0	3.61 (31.9)		2094-AM01-S
MPF-A320H	3350	3500	6.10	3.05 (27.0)	17.0	6.97 (61.6)	1.0	2094-AM01-S
					19.3	7.91 (70.0)		2094-AM02-S
MPF-A320P	4750	5000	8.50	2.88 (25.5)	17.0	5.07 (44.8)	1.3	2094-AM01-S
			9.00	3.05 (27.0)	29.5	7.91 (70.0)		2094-AM02-S
MPF-A330P	5000	5000	12.0	3.85 (34.0)	30.0	8.47 (74.9)	1.6	2094-AM02-S
					38.0	10.32 (91.2)		2094-AM03-S
MPF-A430H	3500	3500	12.2	6.21 (55.0)	30.0	13.20 (117)	1.8	2094-AM02-S
					45.0	19.82 (175)		2094-AM03-S
MPF-A430P	5000	5000	16.80	5.94 (52.5)	49.0	15.36 (136)	1.9	2094-AM03-S
					67.0	19.80 (175)		2094-AM05-S
MPF-A4530K	4000	4000	19.50	8.08 (71.4)	49.0	17.01 (150)	2.3	2094-AM03-S
					62.0	20.30 (179)		2094-AM05-S
MPF-A4540F	3000	3000	18.40	10.15 (89.7)	49.0	23.56 (208)	2.5	2094-AM03-S
					58.0	27.10 (239)		2094-AM05-S
MPF-A540K	4000	4000	24.5	11.40 (100)	49.0	21.68 (192)	4.1	2094-AM03-S
			41.5	19.42 (171)	73.4	31.55 (279)		2094-AM05-S

Performance Specifications with Kinetix 6000 (400V-class) Drives

Motor Cat. No.	Rated Speed rpm	Maximum Speed rpm	System Continuous Stall Current A 0-pk	System Continuous Stall Torque N·m (lb·in)	System Peak Stall Current A 0-pk	System Peak Stall Torque N·m (lb·in)	Motor Rated Output kW	Kinetix 6000 400V-class Drives
MPF-B310P	5000	5000	2.30	1.6 (14)	5.90	3.2 (28)	0.77	2094-BMP5-S @ 150%
					7.10	3.6 (32)		2094-BMP5-S @ 250%
MPF-B320P	5000	5000	4.00	2.90 (26)	5.90	3.9 (34)	1.5	2094-BMP5-S @ 150%
			4.24	3.10 (27)	13.0	7.5 (66)		2094-BM01-S @ 150%
					14.0	7.8 (69)		2094-BM01-S @ 250%
MPF-B330P	5000	5000	5.70	4.18 (37)	13.0	8.2 (72)	1.6	2094-BM01-S @ 150%
					19.0	11.1 (98)		2094-BM01-S @ 250%
MPF-B430P	5000	5000	9.20	6.55 (58)	21.8	14.2 (125)	2.0	2094-BM02-S @ 150%
					32.0	19.8 (175)		2094-BM02-S @ 250%
MPF-B4530K	4000	4000	9.90	8.25 (73)	21.8	15.4 (136)	2.4	2094-BM02-S @ 150%
					31.0	20.3 (179)		2094-BM02-S @ 250%
MPF-B4540F	3000	3000	9.10	10.20 (90)	21.8	21.4 (189)	2.5	2094-BM02-S @ 150%
					29.0	27.1 (240)		2094-BM02-S @ 250%
MPF-B540K	4000	4000	20.5	19.4 (171)	45.0	37.9 (335)	4.1	2094-BM03-S @ 150%
					60.0	48.6 (430)		2094-BM03-S @ 250%

Performance specification data and curves reflect nominal system performance of a typical system with motor at 40 °C (104 °F) and drive at 50 °C (122 °F) ambient temperature and rated line voltage. For additional information on ambient temperature and line conditions, refer to Motion Analyzer.

Kinetix MPS Motor Performance Specifications with Kinetix 6000 Drives

Performance Specifications with Kinetix 6000 (200V-class) Drives

Motor Cat. No.	Rated Speed rpm	Maximum Speed rpm	System Continuous Stall Current A 0-pk	System Continuous Stall Torque N·m (lb·in)	System Peak Stall Current A 0-pk	System Peak Stall Torque N·m (lb·in)	Motor Rated Output kW	Kinetix 6000 200V-class Drives
MPS-A330P	5000	5000	8.50	3.10 (27)	17.0	5.80 (51)	1.3	2094-AM01-S
			9.80	3.60 (32.0)	30.0	9.30 (82)		2094-AM02-S
					38.0	11.10 (98)		2094-AM03-S
MPS-A4540F	3000	3000	14.4	8.1(72)	30.0	15.9 (140)	1.4	2094-AM02-S
					49.0	24.2 (214)		2094-AM03-S
					56.0	27.1 (240)		2094-AM05-S

Performance Specifications with Kinetix 6000 (400V-class) Drives

Motor Cat. No.	Rated Speed rpm	Maximum Speed rpm	System Continuous Stall Current A 0-pk	System Continuous Stall Torque N·m (lb·in)	System Peak Stall Current A 0-pk	System Peak Stall Torque N·m (lb·in)	Motor Rated Output kW	Kinetix 6000 400V-class Drives
MPS-B330P	5000	5000	4.9	3.60 (32)	13.0	8.2 (72.5)	1.3	2094-BM01-S @ 150%
					19.0	11.0 (97.2)		2094-BM01-S @ 250%
MPS-B4540F	3000	3000	7.1	8.1(72)	21.5	22.8 (202)	1.4	2094-BM01-S @ 250%
					21.8	23.2 (205)		2094-BM02-S @ 150%
					26.0	27.1 (240)		2094-BM02-S @ 250%
MPS-B560F	3000	3000	17.0	21.5 (190)	45.0	49.2 (435)	3.5	2094-BM03-S @ 150%
					68.0	67.8 (600)		2094-BM03-S @ 250%

Performance specification data and curves reflect nominal system performance of a typical system with motor at 40 °C (104 °F) and drive at 50 °C (122 °F) ambient temperature and rated line voltage. For additional information on ambient temperature and line conditions, refer to Motion Analyzer.

Kinetix TLY Motor Performance Specifications with Kinetix 6000 Drives

Performance Specifications (non-brake) with Kinetix 6000 Drives

Motor Cat. No.	Rated Speed rpm	Maximum Speed rpm	System Continuous Stall Current A 0-pk	System Continuous Stall Torque N·m (lb·in)	System Peak Stall Current A 0-pk	System Peak Stall Torque N·m (lb·in)	Motor Rated Output kW	Kinetix 6000 200V-class Drives	
TLY-A110T	5000	6000	0.55	0.096 (0.85)	1.50	0.20 (1.75)	0.041	2094-AMP5-S	
TLY-A120T	5000		1.03	0.181 (1.60)	2.50	0.36 (3.20)	0.086	2094-AMP5-S	
TLY-A130T	5000		1.85	0.325 (2.88)	4.90	0.76 (6.70)	0.14	2094-AMP5-S	
TLY-A220T	5000		3.50	0.836 (7.40)	7.90	1.48 (13.1)	0.35	2094-AMP5-S	
TLY-A230T	5000		5.20	1.23 (10.9)	10.5	2.07 (18.3)	0.44	2094-AMP5-S	
			5.50	1.30 (11.5)	15.5	3.05 (27.0)		2094-AM01-S	
TLY-A2530P	4400	5000	8.50	2.20 (19.5)	17.0	4.18 (37.0)	0.69	2094-AM01-S	
			10.0	2.60 (23.0)	21.0	5.20 (46.0)		2094-AM02-S	
TLY-A2540P	4575		8.50	2.48 (22.0)	17.0	4.97 (44.0)	0.86	2094-AM01-S	
			10.0	2.94 (26.0)	24.8	7.10 (63.0)		2094-AM02-S	
TLY-A310M	4000		4500	10.0	3.61 (31.9)	30.0	9.0 (79.6)	0.95	2094-AM02-S

Performance Specifications (brake) with Kinetix 6000 Drives

Motor Cat. No.	Rated Speed rpm	Maximum Speed rpm	System Continuous Stall Current A 0-pk	System Continuous Stall Torque N·m (lb·in)	System Peak Stall Current A 0-pk	System Peak Stall Torque N·m (lb·in)	Motor Rated Output kW	Kinetix 6000 200V-class Drives	
TLY-A110T	5000	6000	0.50	0.086 (0.76)	1.50	0.20 (1.75)	0.037	2094-AMP5-S	
TLY-A120T	5000		0.93	0.163 (1.44)	2.50	0.36 (3.20)	0.077	2094-AMP5-S	
TLY-A130T	5000		1.67	0.293 (2.59)	4.90	0.76 (6.70)	0.13	2094-AMP5-S	
TLY-A220T	5000		3.15	0.757 (6.70)	7.90	1.48 (13.1)	0.24	2094-AMP5-S	
TLY-A230T	4250		4.95	1.16 (10.3)	10.5	2.07 (18.3)	0.32	2094-AMP5-S	
			4.95	1.16 (10.3)	15.5	3.05 (27.0)		2094-AM01-S	
TLY-A2530P	3650	5000	8.50	2.20 (19.5)	17.0	4.18 (37.0)	0.55	2094-AM01-S	
			10.0	2.60 (23.0)	21.0	5.20 (46.0)		2094-AM02-S	
TLY-A2540P	3750		8.50	2.48 (22.0)	17.0	4.97 (44.0)	0.66	2094-AM01-S	
			10.0	2.94 (26.0)	24.8	7.10 (63.0)		2094-AM02-S	
TLY-A310M	3900		4500	10.0	3.61 (31.9)	30.0	9.0 (79.6)	0.90	2094-AM02-S

Performance specification data and curves reflect nominal system performance of a typical system with motor at 40 °C (104 °F) and drive at 50 °C (122 °F) ambient temperature and rated line voltage. For additional information on ambient temperature and line conditions, refer to Motion Analyzer.

Linear Motion Performance Specifications

These linear motion families are compatible with Kinetix 6000 servo drives.

Linear Motion Family	Page
LDAT-Series integrated linear thrusters	193
Kinetix MPAS integrated linear stages	200
Kinetix MPAR electric cylinders	201
Kinetix MPAL heavy-duty electric cylinders	202
LDC-Series iron-core linear motors	204
LDL-Series ironless linear motors	205

For Kinetix 6000 drive system combinations that include cable catalog number selection and force/velocity curves, refer to the Kinetix 6000 and Kinetix 6200/6500 Drive Systems Design Guide, publication [KNX-RM003](#).

IMPORTANT These system combinations do not include all possible actuator/drive combinations. Refer to Motion Analyzer to verify compatibility. To access Motion Analyzer, go to: <https://motionanalyzer.rockwellautomation.com>.

LDAT-Series Performance Specifications with Kinetix 6000 Drives

Performance Specifications (frame 30) with Kinetix 6000 (200V-class) Drives

Linear Thruster Cat. No.	Velocity, max 230V AC m/s	System Continuous Stall Current A 0-pk	System Continuous Stall Force N (lb)	System Peak Stall Current A 0-pk	System Peak Stall Force N (lb)	Rated Output 230V AC kW	Kinetix 6000 200V-class Drives
LDAT-S031010-DBx	2.4	4.8	81 (18)	12.2	168 (38)	0.20	2094-AM01-S
LDAT-S031020-DBx	3.1					0.25	
LDAT-S031030-DBx	3.5					0.29	
LDAT-S031040-DBx	3.8					0.31	
LDAT-S032010-DBx	3.1	7.4	126 (28)	24.3	336 (76)	0.44	2094-AM02-S
LDAT-S032020-DBx	4.1					0.52	
LDAT-S032030-DBx	4.7					0.59	
LDAT-S032040-DBx	5.0					0.63	
LDAT-S032010-EBx	3.1	3.7	190 (43)	12.2	504 (113)	0.40	2094-AM01-S
LDAT-S032020-EBx	4.1					0.47	
LDAT-S032030-EBx	4.7					0.52	
LDAT-S032040-EBx	5.0					0.55	
LDAT-S033010-DBx	3.5	11.1	190 (43)	36.5	504 (113)	0.67	2094-AM03-S
LDAT-S033020-DBx	4.7					0.88	
LDAT-S033030-DBx	5.0					0.95	
LDAT-S033040-DBx						0.95	
LDAT-S033010-EBx	3.5	3.7	190 (43)	12.2	504 (113)	0.55	2094-AM01-S
LDAT-S033020-EBx	4.4					0.65	
LDAT-S033030-EBx						0.65	
LDAT-S033040-EBx						0.65	

Performance specification data and curves reflect nominal system performance of a typical system with motor at 40 °C (104 °F) and drive at 50 °C (122 °F) ambient temperature and rated line voltage. For additional information on ambient temperature and line conditions, refer to Motion Analyzer.

Performance Specifications (frame 50) with Kinetix 6000 (200V-class) Drives

Linear Thruster Cat. No.	Velocity, max 230V AC m/s	System Continuous Stall Current A 0-pk	System Continuous Stall Force N (lb)	System Peak Stall Current A 0-pk	System Peak Stall Force N (lb)	Rated Output 230V AC kW	Kinetix 6000 200V-class Drives
LDAT-S051010-DBx	2.8	3.1	119 (27)	11.4	363 (82)	0.31	2094-AMP5-S
LDAT-S051020-DBx	3.7					0.38	
LDAT-S051030-DBx	4.1					0.42	
LDAT-S051040-DBx	4.4					0.44	
LDAT-S051050-DBx	4.7					0.46	
LDAT-S052010-DBx	3.7	6.2	251 (56)	22.7	727 (163)	0.79	2094-AM01-S
LDAT-S052020-DBx	4.8					0.97	
LDAT-S052030-DBx	5.00					1.01	
LDAT-S052040-DBx							
LDAT-S052050-DBx							
LDAT-S052010-EBx ... LDAT-S052050-EBx	2.6	3.1		11.4		0.50	2094-AMP5-S
LDAT-S053010-DBx	4.1	9.4	378 (85)	34.2	1093 (246)	1.31	2094-AM02-S
LDAT-S053020-DBx	5.0					1.53	
LDAT-S053030-DBx ... LDAT-S053050-DBx	5.0					1.53	
LDAT-S053010-EBx ... LDAT-S053050-EBx	1.7					3.1	
LDAT-S054010-DBx	4.4	12.4	509 (114)	45.5	1453 (327)	1.87	2094-AM02-S
LDAT-S054020-DBx ... LDAT-S054050-DBx	5.0					2.05	
LDAT-S054010-EBx ... LDAT-S054050-EBx	2.6					6.2	22.7

Performance specification data and curves reflect nominal system performance of a typical system with motor at 40 °C (104 °F) and drive at 50 °C (122 °F) ambient temperature and rated line voltage. For additional information on ambient temperature and line conditions, refer to Motion Analyzer.

Performance Specifications (frame 70) with Kinetix 6000 (200V-class) Drives

Linear Thruster Cat. No.	Velocity, max 230V AC m/s	System Continuous Stall Current A 0-pk	System Continuous Stall Force N (lb)	System Peak Stall Current A 0-pk	System Peak Stall Force N (lb)	Rated Output 230V AC kW	Kinetix 6000 200V-class Drives
LDAT-S072010-DBx ... LDAT-S072070-DBx	3.5	6.0	364 (82)	22.0	1055 (237)	1.03	2094-AM01-S
LDAT-S072010-EBx ... LDAT-S072070-EBx	1.7	3.0		11.0		0.47	2094-AMP5-S
LDAT-S073010-DBx ... LDAT-S073070-DBx	3.5	9.0	554 (125)	32.8	1576 (354)	1.57	2094-AM02-S
LDAT-S073010-EBx ... LDAT-S073070-EBx	1.2	3.0		10.9		0.41	2094-AMP5-S
LDAT-S074010-DBx ... LDAT-S074070-DBx	3.5	11.9	730 (164)	43.5	2088 (469)	2.08	2094-AM02-S
LDAT-S074010-EBx ... LDAT-S074070-EBx	1.8	6.0		21.7		0.95	2094-AM01-S
LDAT-S076010-DBx ... LDAT-S076070-DBx	3.5	18.2	1122 (252)	66.4	3189 (717)	3.17	2094-AM03-S
LDAT-S076010-EBx ... LDAT-S076070-EBx	1.8	9.1		33.2		1.45	2094-AM02-S

Performance specification data and curves reflect nominal system performance of a typical system with motor at 40 °C (104 °F) and drive at 50 °C (122 °F) ambient temperature and rated line voltage. For additional information on ambient temperature and line conditions, refer to Motion Analyzer.

Performance Specifications (frame 100) with Kinetix 6000 (200V-class) Drives

Linear Thruster Cat. No.	Velocity, max 230V AC m/s	System Continuous Stall Current A 0-pk	System Continuous Stall Force N (lb)	System Peak Stall Current A 0-pk	System Peak Stall Force N (lb)	Rated Output 230V AC kW	Kinetix 6000 200V-class Drives
LDAT-S102010-DBx ... LDAT-S102090-DBx	2.6	5.7	456 (103)	21.0	1289 (290)	0.96	2094-AM01-S
LDAT-S102010-EBx ... LDAT-S102090-EBx	1.3	2.9		10.5		0.42	2094-AMP5-S
LDAT-S103010-DBx ... LDAT-S103090-DBx	2.7	8.6	702 (158)	31.5	1935 (435)	1.47	2094-AM02-S
LDAT-S103010-EBx ... LDAT-S103090-EBx	0.9	2.9		10.5		1388 (312)	0.30
LDAT-S104010-DBx ... LDAT-S104090-DBx	2.7	11.5	929 (209)	42.0	2578 (580)	2.07	2094-AM02-S
LDAT-S104010-EBx ... LDAT-S104090-EBx	1.3	5.7		21.0		0.86	2094-AM01-S
LDAT-S106010-DBx ... LDAT-S106090-DBx	2.7	17.3	1403 (315)	63.0	3871 (870)	2.94	2094-AM03-S
LDAT-S106010-EBx ... LDAT-S106090-EBx	1.3	8.6		31.5		1.28	2094-AM02-S

Performance specification data and curves reflect nominal system performance of a typical system with motor at 40 °C (104 °F) and drive at 50 °C (122 °F) ambient temperature and rated line voltage. For additional information on ambient temperature and line conditions, refer to Motion Analyzer.

Performance Specifications (frame 150) with Kinetix 6000 (200V-class) Drives

Linear Thruster Cat. No.	Velocity, max 230V AC m/s	System Continuous Stall Current A 0-pk	System Continuous Stall Force N (lb)	System Peak Stall Current A 0-pk	System Peak Stall Force N (lb)	Rated Output 230V AC kW	Kinetix 6000 200V-class Drives
LDAT-S152010-DBx ... LDAT-S152090-DBx	1.8	5.3	643 (145)	19.5	1799 (404)	0.87	2094-AM01-S
LDAT-S152010-EBx ... LDAT-S152090-EBx	0.9	2.7		9.8		1679 (377)	0.34
LDAT-S153010-DBx ... LDAT-S153090-DBx	1.8	8.0	978 (220)	29.1	2680 (602)	1.33	2094-AM02-S
LDAT-S154010-DBx ... LDAT-S154090-DBx	1.8	10.7	1306 (294)	39.1	3597 (809)	1.78	2094-AM02-S
LDAT-S154010-EBx ... LDAT-S154090-EBx	0.9	5.3		19.5		3383 (761)	0.70
LDAT-S156010-DBx ... LDAT-S156090-DBx	1.8	16.3	1997 (449)	59.4	5469 (1229)	2.71	2094-AM03-S
LDAT-S156010-EBx ... LDAT-S156090-EBx	0.9	8.1		19.8		5110 (1149)	1.05

Performance Specifications (frame 30) with Kinetix 6000 (400V-class) Drives

Linear Thruster Cat. No.	Velocity, max 460V AC m/s	System Continuous Stall Current A 0-pk	System Continuous Stall Force N (lb)	System Peak Stall Current A 0-pk	System Peak Stall Force N (lb)	Rated Output 460V AC kW	Kinetix 6000 400V-class Drives
LDAT-S031010-DBx	2.4	4.8	81 (18)	12.2	168 (38)	0.20	2094-BM01-S @ 150%
LDAT-S031020-DBx	3.1					0.25	
LDAT-S031030-DBx	3.5					0.29	
LDAT-S031040-DBx	3.8					0.31	
LDAT-S032010-DBx	3.1	7.4	126 (28)	24.3	336 (76)	0.40	2094-BM01-S @ 150%
LDAT-S032020-DBx	4.1					0.52	
LDAT-S032030-DBx	4.7					0.59	
LDAT-S032040-DBx	5.0					0.63	
LDAT-S032010-EBx	3.1	3.7	126 (28)	12.2	336 (76)	0.40	2094-BM01-S @ 150%
LDAT-S032020-EBx	4.1					0.52	
LDAT-S032030-EBx	4.7			0.59			
LDAT-S032040-EBx	5.0			0.63			
LDAT-S033010-DBx	3.5	11.1	190 (43)	36.5	504 (113)	0.67	2094-BM02-S @ 150%
LDAT-S033020-DBx	4.7					0.88	
LDAT-S033030-DBx	5.0					0.95	
LDAT-S033040-DBx							
LDAT-S033010-EBx	3.5	3.7	190 (43)	12.2	504 (113)	0.67	2094-BM01-S @ 150%
LDAT-S033020-EBx	4.7					0.87	
LDAT-S033030-EBx	5.0			0.91			
LDAT-S033040-EBx							

Performance specification data and curves reflect nominal system performance of a typical system with motor at 40 °C (104 °F) and drive at 50 °C (122 °F) ambient temperature and rated line voltage. For additional information on ambient temperature and line conditions, refer to Motion Analyzer.

Performance Specifications (frame 50) with Kinetix 6000 (400V-class) Drives

Linear Thruster Cat. No.	Velocity, max 460V AC m/s	System Continuous Stall Current A 0-pk	System Continuous Stall Force N (lb)	System Peak Stall Current A 0-pk	System Peak Stall Force N (lb)	Rated Output 460V AC kW	Kinetix 6000 400V-class Drives
LDAT-S051010-DBx	2.8	3.1	119 (27)	11.4	363 (82)	0.34	2094-BMP5-S @ 150%
LDAT-S051020-DBx	3.7					0.43	
LDAT-S051030-DBx	4.1					0.49	
LDAT-S051040-DBx	4.4					0.53	
LDAT-S051050-DBx	4.7					0.55	
LDAT-S052010-DBx	3.7	6.2	251 (56)	22.7	727 (163)	0.92	2094-BM01-S @ 150%
LDAT-S052020-DBx	4.8					1.20	
LDAT-S052030-DBx	5.0					1.24	
LDAT-S052040-DBx							
LDAT-S052050-DBx							
LDAT-S052010-EBx	3.7	3.1	251 (56)	11.4	727 (163)	0.80	2094-BMP5-S @ 150%
LDAT-S052020-EBx	4.6					0.98	
LDAT-S052030-EBx	4.6					1.02	
LDAT-S052040-EBx							
LDAT-S052050-EBx							
LDAT-S053010-DBx	4.1	9.4	378 (85)	34.2	1093 (246)	1.56	2094-BM02-S @ 150%
LDAT-S053020-DBx	5.0					1.87	
LDAT-S053030-DBx ... LDAT-S053050-DBx							
LDAT-S053010-EBx ... LDAT-S053050-EBx	3.5	3.1		11.4		1.04	2094-BMP5-S @ 150%
LDAT-S054010-DBx	4.4	12.4	509 (114)	45.5	1453 (327)	2.26	2094-BM02-S @ 150%
LDAT-S054020-DBx ... LDAT-S054050-DBx	5.0					2.53	
LDAT-S054010-EBx	4.4					1.87	
LDAT-S054020-EBx ... LDAT-S054050-EBx	5.0	6.2		22.7		2.05	2094-BM01-S @ 150%

Performance specification data and curves reflect nominal system performance of a typical system with motor at 40 °C (104 °F) and drive at 50 °C (122 °F) ambient temperature and rated line voltage. For additional information on ambient temperature and line conditions, refer to Motion Analyzer.

Performance Specifications (frame 70) with Kinetix 6000 (400V-class) Drives

Linear Thruster Cat. No.	Velocity, max 460V AC m/s	System Continuous Stall Current A 0-pk	System Continuous Stall Force N (lb)	System Peak Stall Current A 0-pk	System Peak Stall Force N (lb)	Rated Output 460V AC kW	Kinetix 6000 400V-class Drives					
LDAT-S072010-DBx	3.9	6.0	364 (82)	22.0	1055 (237)	1.37	2094-BM01-S @ 150%					
LDAT-S072020-DBx	5.0					6.0		364 (82)	22.0	1055 (237)	1.64	
LDAT-S072030-DBx ... LDAT-S072070-DBx											1.64	
LDAT-S072010-EBx	3.5	3.0	364 (82)	11.0	1055 (237)	1.03	2094-BMP5-S @ 150%					
LDAT-S072020-EBx						1.03						
LDAT-S072070-EBx						1.03						
LDAT-S073010-DBx	4.4	9.0	554 (125)	32.8	1576 (354)	2.27	2094-BM02-S @ 150%					
LDAT-S073020-DBx	5.0					9.0		554 (125)	32.8	1576 (354)	2.50	
LDAT-S073070-DBx											2.50	
LDAT-S073010-EBx	2.4	3.0	554 (125)	10.9	1576 (354)	1.01	2094-BMP5-S @ 150%					
LDAT-S073070-EBx						1.01						
LDAT-S074010-DBx						4.7		11.9	730 (164)	43.5	2088 (469)	3.15
LDAT-S074020-DBx	5.0	11.9	730 (164)	43.5	2088 (469)	3.30						
LDAT-S074070-DBx						3.30						
LDAT-S074010-EBx	3.5	6.0	730 (164)	21.7	2088 (469)	2.08	2094-BM01-S @ 150%					
LDAT-S074070-EBx						2.08						
LDAT-S076010-DBx						5.0		18.2	1122 (252)	66.4	3189 (717)	5.02
LDAT-S076020-DBx	5.0	18.2	1122 (252)	66.4	3189 (717)		5.02					
LDAT-S076070-DBx							5.02					
LDAT-S076010-EBx	3.5	9.1	1122 (252)	33.2	3189 (717)	3.18	2094-BM02-S @ 150%					
LDAT-S076070-EBx						3.18						
LDAT-S076070-EBx						3.18						

Performance specification data and curves reflect nominal system performance of a typical system with motor at 40 °C (104 °F) and drive at 50 °C (122 °F) ambient temperature and rated line voltage. For additional information on ambient temperature and line conditions, refer to Motion Analyzer.

Performance Specifications (frame 100) with Kinetix 6000 (400V-class) Drives

Linear Thruster Cat. No.	Velocity, max 460V AC m/s	System Continuous Stall Current A 0-pk	System Continuous Stall Force N (lb)	System Peak Stall Current A 0-pk	System Peak Stall Force N (lb)	Rated Output 460V AC kW	Kinetix 6000 400V-class Drives				
LDAT-S102010-DBx	3.4	5.7	456 (103)	21.0	1289 (290)	1.44	2094-BM01-S @ 150%				
LDAT-S102020-DBx	4.4					5.7		456 (103)	21.0	1289 (290)	1.74
LDAT-S102030-DBx	5.0										5.7
LDAT-S102040-DBx		1.91									
LDAT-S102050-DBx	2.6	2.9	456 (103)	10.5	1289 (290)	0.96	2094-BMP5-S @ 150%				
LDAT-S102090-DBx						0.96					
LDAT-S102010-EBx						0.96					
LDAT-S103010-DBx	3.8	8.6	702 (158)	31.5	1935 (435)	2.41	2094-BM02-S @ 150%				
LDAT-S103020-DBx	5.0					8.6		702 (158)	31.5	1935 (435)	2.93
LDAT-S103030-DBx											2.93
LDAT-S103090-DBx	1.8	2.9	702 (158)	10.5	1935 (435)	0.92	2094-BMP5-S @ 150%				
LDAT-S103010-EBx						0.92					
LDAT-S103090-EBx						0.92					

Performance Specifications (frame 100) with Kinetix 6000 (400V-class) Drives (continued)

Linear Thruster Cat. No.	Velocity, max 460V AC m/s	System Continuous Stall Current A 0-pk	System Continuous Stall Force N (lb)	System Peak Stall Current A 0-pk	System Peak Stall Force N (lb)	Rated Output 460V AC kW	Kinetix 6000 400V-class Drives
LDAT-S104010-DBx	4.1	11.5	929 (209)	42.0	2578 (580)	3.76	2094-BM02-S @ 150%
LDAT-S104020-DBx	5.0					4.29	
LDAT-S104030-DBx ... LDAT-S104090-DBx						2.07	
LDAT-S104010-EBx ... LDAT-S104090-EBx	2.7	5.7		21.0		2.07	2094-BM01-S @ 150%
LDAT-S106010-DBx	4.5	17.3	1403 (315)	63.0	3871 (870)	5.41	2094-BM03-S @ 150%
LDAT-S106020-DBx	5.0					5.87	
LDAT-S106090-DBx							
LDAT-S106010-EBx ... LDAT-S106090-EBx	2.7	8.6		31.5		2.94	2094-BM02-S @ 150%

Performance specification data and curves reflect nominal system performance of a typical system with motor at 40 °C (104 °F) and drive at 50 °C (122 °F) ambient temperature and rated line voltage. For additional information on ambient temperature and line conditions, refer to Motion Analyzer.

Performance Specifications (frame 150) with Kinetix 6000 (400V-class) Drives

Linear Thruster Cat. No.	Velocity, max 460V AC m/s	System Continuous Stall Current A 0-pk	System Continuous Stall Force N (lb)	System Peak Stall Current A 0-pk	System Peak Stall Force N (lb)	Rated Output 460V AC kW	Kinetix 6000 400V-class Drives
LDAT-S152010-DBx	3.2	5.3	643 (145)	19.5	1799 (404)	1.76	2094-BM01-S @ 150%
LDAT-S152020-DBx	3.5					1.89	
LDAT-S152090-DBx							
LDAT-S152010-EBx ... LDAT-S152090-EBx	1.8	2.7		9.8		0.87	2094-BMP5-S @ 150%
LDAT-S153010-DBx ... LDAT-S153090-DBx	3.6	8.0	978 (220)	29.1	2680 (602)	2.87	2094-BM01-S @ 150%
LDAT-S153010-EBx ... LDAT-S153090-EBx	1.2	2.7		9.1		0.80	2094-BMP5-S @ 150%
LDAT-S154010-DBx ... LDAT-S154090-DBx	3.5	10.7	1306 (294)	39.1	3597 (809)	3.83	2094-BM02-S @ 150%
LDAT-S154010-EBx ... LDAT-S154090-EBx	1.8	5.3		19.5		1.78	2094-BM01-S @ 150%
LDAT-S156010-DBx ... LDAT-S156090-DBx	3.6	16.3	1997 (449)	59.4	5469 (1229)	5.85	2094-BM03-S @ 150%
LDAT-S156010-EBx ... LDAT-S156090-EBx	1.8	8.1		19.8		2.71	2094-BM01-S @ 150%

Performance specification data and curves reflect nominal system performance of a typical system with motor at 40 °C (104 °F) and drive at 50 °C (122 °F) ambient temperature and rated line voltage. For additional information on ambient temperature and line conditions, refer to Motion Analyzer.

Kinetix MPAS Performance Specifications with Kinetix 6000 Drives

Performance Specifications with Kinetix 6000 (200V-class) Drives

Linear Stage Cat. No.	Maximum Speed mm/s (in/s)	System Continuous Stall Current A 0-pk	System Continuous Stall Force N (lb)	System Peak Stall Current A 0-pk	System Peak Stall Force N (lb)	Motor Output Power Rating kW	Kinetix 6000 200V-class Drives
MPAS-Axxxx1-V05SxA	200 (7.9) ⁽¹⁾	3.09	521 (117)	6.10	1212 (272)	0.37	2094-AMP5-S
MPAS-Axxxx2-V20SxA	1124 (44.3) ⁽²⁾	4.54	462 (104)	9.10	968 (218)	0.62	2094-AMP5-S
MPAS-A6xxxB-ALM02C	5000 (200) ⁽³⁾	5.3	105 (23.6)	15.8	359 (80.7)	0.32	2094-AM01-S
MPAS-A6xxxB-ALMS2C		4.7	83.0 (18.7)	14.2	312 (70.1)	0.29	2094-AM01-S
MPAS-A8xxxE-ALM02C		7.0	189 (42.5)	17.0	417 (93.7)	0.53	2094-AM01-S
MPAS-A8xxxE-ALMS2C				18.5	456 (103)		2094-AM02-S
MPAS-A8xxxK-ALM02C		6.3	159 (35.7)	16.7	399 (89.7)	0.48	2094-AM01-S
MPAS-A8xxxK-ALMS2C				17.0	630 (142)		2094-AM01-S
MPAS-A9xxxK-ALM02C		6.7	285 (64.1)	18.3	680 (153)	0.77	2094-AM02-S
MPAS-A9xxxK-ALMS2C				6.1	245 (55.1)		16.5

- (1) For 900 mm stroke length, maximum speed is 176 mm/s (6.9 in/s). For 1020 mm stroke length, maximum speed is 143 mm/s (5.6 in/s).
- (2) For 780 mm stroke length, maximum speed is 889 mm/s (35.0 in/s). For 900 mm stroke length, maximum speed is 715 mm/s (28.2 in/s). For 1020 mm stroke length, maximum speed is 582 mm/s (22.9 in/s).
- (3) Due to the short travel of many of these stages and the distance needed to reach a maximum velocity of 5000 mm/s (200 in./s), the maximum velocity of these stages is often less than 5000 mm/s (200 in./s). For the maximum velocity of each linear stage according to stroke length, refer to the Kinetix Linear Motion Specifications Technical Data, publication [KNX-TD002](#).

Performance Specifications with Kinetix 6000 (400V-class) Drives

Linear Stage Cat. No.	Maximum Speed mm/s (in/s)	System Continuous Stall Current A 0-pk	System Continuous Stall Force N (lb)	System Peak Stall Current A 0-pk	System Peak Stall Force N (lb)	Motor Output Power Rating kW	Kinetix 6000 400V-class Drives
MPAS-Bxxxx1-V05SxA	200 (7.9) ⁽¹⁾	1.75	521 (117)	3.50	1212 (272)	0.37	2094-BMP5-S @ 150%
MPAS-Bxxxx2-V20SxA	1124 (44.3) ⁽²⁾	3.30	462 (104)	5.90	865 (194)	0.62	2094-BMP5-S @ 150%
				6.60	968 (218)		2094-BMP5-S @ 250%
MPAS-B8xxxF-ALM02C	5000 (200) ⁽³⁾	3.50	189 (42.5)	5.90	281 (63.2)	0.527	2094-BMP5-S @ 150%
				9.30	456 (103)		2094-BMP5-S @ 250%
MPAS-B8xxxF-ALMS2C		3.15	159 (35.7)	5.90	272 (61.1)	0.475	2094-BMP5-S @ 150%
				8.37	399 (89.7)		2094-BMP5-S @ 250%
MPAS-B9xxxL-ALM02C		3.40	285 (64.1)	5.90	433 (97.3)	0.768	2094-BMP5-S @ 150%
				9.10	680 (153)		2094-BMP5-S @ 250%
MPAS-B9xxxL-ALMS2C		3.03	245 (55.1)	5.90	424 (95.3)	0.69	2094-BMP5-S @ 150%
				8.19	601 (135)		2094-BMP5-S @ 250%

- (1) For 900 mm stroke length, maximum speed is 176 mm/s (6.9 in/s). For 1020 mm stroke length, maximum speed is 143 mm/s (5.6 in/s).
- (2) For 780 mm stroke length, maximum speed is 889 mm/s (35.0 in/s). For 900 mm stroke length, maximum speed is 715 mm/s (28.2 in/s). For 1020 mm stroke length, maximum speed is 582 mm/s (22.9 in/s).
- (3) Due to the short travel of many of these stages and the distance needed to reach a maximum velocity of 5000 mm/s (200 in./s), the maximum velocity of these stages is often less than 5000 mm/s (200 in./s). For the maximum velocity of each linear stage according to stroke length, refer to the Kinetix Linear Motion Specifications Technical Data, publication [KNX-TD002](#).

Performance specification data and curves reflect nominal system performance of a typical system with motor at 40 °C (104 °F) and drive at 50 °C (122 °F) ambient temperature and rated line voltage. For additional information on ambient temperature and line conditions, refer to Motion Analyzer.

Kinetix MPAR Performance Specifications with Kinetix 6000 Drives

Performance Specifications with Kinetix 6000 (200V-class) Drives

Electric Cylinder Cat. No.	Maximum Speed mm/s (in/s)	System Continuous Stall Current A 0-pk	System Continuous Stall Force N (lb)	System Peak Stall Current A 0-pk	System Peak Stall Force N (lb)	Motor Output Power Rating kW	Kinetix 6000 200V-class Drives
MPAR-A1xxxB	150	1.15	240 (53.9)	1.35	300 (67.4)	0.036	2094-AMP5-S
MPAR-A1xxxE	500	2.16	280 (62.9)	2.48	350 (78.7)	0.140	2094-AMP5-S
MPAR-A2xxxC	250	2.42	420 (94.4)	2.72	525 (118)	0.105	2094-AMP5-S
MPAR-A2xxxF	640	4.54	640 (144)	5.41	800 (180)	0.410	2094-AM01-S
MPAR-A3xxxE	500	10.33	2000 (450)	12.34	2500 (562)	1.00	2094-AM02-S
MPAR-A3xxxH	1000	12.20	1300 (292)	16.40	1625 (365)	1.30	2094-AM02-S

Performance Specifications with Kinetix 6000 (400V-class) Drives

Electric Cylinder Cat. No.	Maximum Speed mm/s (in/s)	System Continuous Stall Current A 0-pk	System Continuous Stall Force N (lb)	System Peak Stall Current A 0-pk	System Peak Stall Force N (lb)	Motor Output Power Rating kW	Kinetix 6000 400V-class Drives
MPAR-B1xxxB	150	1.15	240 (53.9)	1.35	300 (67.4)	0.036	2094-BMP5-S @ 150%
MPAR-B1xxxE	500	1.49	280 (62.9)	1.71	350 (78.7)	0.140	2094-BMP5-S @ 150%
MPAR-B2xxxC	250	1.67	420 (94.4)	1.90	525 (118)	0.105	2094-BMP5-S @ 150%
MPAR-B2xxxF	640	3.29	640 (144)	3.93	800 (180)	0.410	2094-BMP5-S @ 150%
MPAR-B3xxxE	500	5.16	2000 (450)	6.17	2500 (562)	1.00	2094-BM01-S @ 150%
MPAR-B3xxxH	1000	6.13	1300 (292)	6.79	1625 (365)	1.30	2094-BM01-S @ 150%

Performance specification data and curves reflect nominal system performance of a typical system with motor at 40 °C (104 °F) and drive at 50 °C (122 °F) ambient temperature and rated line voltage. For additional information on ambient temperature and line conditions, refer to Motion Analyzer.

Kinetix MPAI Performance Specifications with Kinetix 6000 Drives

Performance Specifications (ballscrew) with Kinetix 6000 (200V-class) Drives

Electric Cylinder Cat. No.	Maximum Speed mm/s (in/s)	System Continuous Stall Current A 0-pk	System Continuous Stall Force N (lb)		System Peak Stall Current A 0-pk	System Peak Stall Force N (lb)	Motor Output Power Rating kW	Kinetix 6000 200V-class Drives
			25 °C (77 °F)	40 °C (104 °F)				
MPAI-A2076CV1	305 (12)	1.80	890 (200)	706 (159)	4.50	1446 (325)	0.22	2094-AMP5-S
MPAI-A2150CV3		2.47	1446 (325)	1147 (258)	6.20		0.25	
MPAI-A2300CV3								
MPAI-A3076CM1	305 (12)	2.68	1624 (365)	1290 (290)	8.90	4448 (1000)	0.27	2094-AM01-S
MPAI-A3076EM1	610 (24)		814 (183)	645 (145)		2570 (578)		
MPAI-A3150CM3	279 (11)	5.61	4003 (900)	3176 (714)	8.40	4448 (1000)	0.39	2094-AM01-S
MPAI-A3300CM3	188 (7.3)							
MPAI-A3450CM3	188 (7.3)							
MPAI-A3150EM3	559 (22)		2002 (450)	1588 (357)	14.14	4003 (900)		
MPAI-A3300EM3	559 (22)							
MPAI-A3450EM3	376 (15)							
MPAI-A4150CM3	279 (11)	10.89	7784 (1750)	6179 (1389)	17.07	8896 (2000)	0.43	2094-AM02-S
MPAI-A4300CM3	245 (9.5)							
MPAI-A4450CM3	245 (9.5)							
MPAI-A4150EM3	559 (22)		3892 (875)	3092 (695)	27.44	7784 (1750)		
MPAI-A4300EM3	559 (22)							
MPAI-A4450EM3	491 (19)							
MPAI-A5xxxCM3	200 (7.8)	13.25	13,123 (2950)	10,415 (2341)	16.70	13,345 (3000)	0.55	2094-AM03-S
MPAI-A5xxxEM3	400 (15.6)		6562 (1475)	5208 (1171)	33.40	13,122 (2950)		

Performance Specifications (roller screw) with Kinetix 6000 (200V-class) Drives

Electric Cylinder Cat. No.	Maximum Speed mm/s (in/s)	System Continuous Stall Current A 0-pk	System Continuous Stall Force N (lb)		System Peak Stall Current A 0-pk	System Peak Stall Force N (lb)	Motor Output Power Rating kW	Kinetix 6000 200V-class Drives
			25 °C (77 °F)	40 °C (104 °F)				
MPAI-A3076RM1	305 (12)	2.87	1557 (350)	1237 (278)	8.90	4862 (1093)	0.27	2094-AM01-S
MPAI-A3076SM1	610 (24)		778 (175)	618 (139)		2431 (547)		
MPAI-A3150RM3	279 (11)	5.61	3781 (850)	3003 (675)	14.14	7562 (1700)	0.39	2094-AM01-S
MPAI-A3300RM3	176 (6.9)							
MPAI-A3450RM3	176 (6.9)							
MPAI-A3150SM3	559 (22)		1891 (425)	1499 (337)		3781 (850)		
MPAI-A3300SM3	559 (22)							
MPAI-A3450SM3	353 (14)							
MPAI-A4150RM3	279 (11)	10.89	7340 (1650)	5827 (1310)	27.44	14,679 (3300)	0.43	2094-AM02-S
MPAI-A4300RM3	196 (7.6)							
MPAI-A4450RM3	196 (7.6)							
MPAI-A4150SM3	559 (22)		3670 (825)	2914 (655)		7340 (1650)		
MPAI-A4300SM3	559 (22)							
MPAI-A4450SM3	393 (15)							

Performance specification data and curves reflect nominal system performance of a typical system with actuator at 40 °C (104 °F) and drive at 50 °C (122 °F) ambient temperature and rated line voltage. For additional information on ambient temperature and line conditions, refer to Motion Analyzer.

Performance Specifications (ballscrew) with Kinetix 6000 (400V-class) Drives

Electric Cylinder Cat. No.	Maximum Speed mm/s (in/s)	System Continuous Stall Current A 0-pk	System Continuous Stall Force N (lb)		System Peak Stall Current A 0-pk	System Peak Stall Force N (lb)	Motor Output Power Rating kW	Kinetix 6000 400V-class Drives
			25 °C (77 °F)	40 °C (104 °F)				
MPAI-B2076CV1	305 (12)	0.90	890 (200)	706 (159)	2.30	1446 (325)	0.22	2094-BMP5-S @ 150%
MPAI-B2150CV3		1.29	1446 (325)	1147 (258)	3.25		0.25	
MPAI-B2300CV3								
MPAI-B3076CM1	305 (12)	1.35	1624 (365)	1290 (290)	4.57	4448 (1000)	0.27	2094-BMP5-S @ 150%
MPAI-B3076EM1	610 (24)		814 (183)	645 (145)		2570 (578)	2094-BMP5-S @ 250%	
MPAI-B3150CM3	279 (11)	2.81	4003 (900)	3176 (714)	4.30	4448 (1000)	0.39	2094-BMP5-S @ 150%
MPAI-B3300CM3	188 (7.3)							
MPAI-B3450CM3	188 (7.3)		2002 (450)	1588 (357)	7.07	4003 (900)		2094-BMP5-S @ 250%
MPAI-B3150EM3	559 (22)							
MPAI-B3300EM3	559 (22)							
MPAI-B3450EM3	376 (15)							
MPAI-B4150CM3	279 (11)	5.61	7784 (1750)	6179 (1389)	8.68	8896 (2000)	0.43	2094-BM01-S @ 150%
MPAI-B4300CM3	245 (9.5)							
MPAI-B4450CM3	245 (9.5)		3892 (875)	3092 (695)	14.14	7784 (1750)		2094-BM01-S @ 250%
MPAI-B4150EM3	559 (22)							
MPAI-B4300EM3	559 (22)							
MPAI-B4450EM3	491 (19)							
MPAI-B5xxxCM3	200 (7.8)	6.62	13,123 (2950)	10,415 (2341)	8.48	13,345 (3000)	0.55	2094-BM01-S @ 150%
MPAI-B5xxxEM3	400 (15.6)		6562 (1475)	5208 (1171)	16.70	13,122 (2950)	2094-BM01-S @ 250%	

Performance Specifications (roller screw) with Kinetix 6000 (400V-class) Drives

Electric Cylinder Cat. No.	Maximum Speed mm/s (in/s)	System Continuous Stall Current A 0-pk	System Continuous Stall Force N (lb)		System Peak Stall Current A 0-pk	System Peak Stall Force N (lb)	Motor Output Power Rating kW	Kinetix 6000 400V-class Drives
			25 °C (77 °F)	40 °C (104 °F)				
MPAI-B3076RM1	305 (12)	1.45	1557 (350)	1237 (278)	4.57	4862 (1093)	0.27	2094-BMP5-S @ 250%
MPAI-B3076SM1	610 (24)		778 (175)	618 (139)		2431 (547)		
MPAI-B3150RM3	279 (11)	2.81	3781 (850)	3003 (675)	7.07	7562 (1700)	0.39	2094-BMP5-S @ 250%
MPAI-B3300RM3	176 (6.9)							
MPAI-B3450RM3	176 (6.9)		1891 (425)	1499 (337)		3781 (850)		
MPAI-B3150SM3	559 (22)							
MPAI-B3300SM3	559 (22)							
MPAI-B3450SM3	353 (14)							
MPAI-B4150RM3	279 (11)	5.61	7340 (1650)	5827 (1310)	14.14	14,679 (3300)	0.43	2094-BM01-S @ 250%
MPAI-B4300RM3	196 (7.6)							
MPAI-B4450RM3	196 (7.6)		3670 (825)	2914 (655)		7340 (1650)		
MPAI-B4150SM3	559 (22)							
MPAI-B4300SM3	559 (22)							
MPAI-B4450SM3	393 (15)							

Performance specification data and curves reflect nominal system performance of a typical system with actuator at 40 °C (104 °F) and drive at 50 °C (122 °F) ambient temperature and rated line voltage. For additional information on ambient temperature and line conditions, refer to Motion Analyzer.

LDC-Series Performance Specifications with Kinetix 6000 Drives

Performance Specifications with Kinetix 6000 (200V-class) Drives

Linear Motor Cat. No.	Maximum Speed m/s (ft/s)	System Continuous Stall Current ⁽¹⁾ A 0-pk	System Continuous Stall Force ⁽¹⁾ N (lb)	System Peak Stall Current A 0-pk	System Peak Stall Force N (lb)	Linear Motor Rated Output kW	Kinetix 6000 200V-class Drives
LDC-C030100-DHT	10.0 (32.8)	4.1...6.1	74...111 (17...25)	12.1	188 (42)	0.37...0.55	2094-AM01-S
LDC-C030200-DHT		8.1...12.2	148...222 (33...50)	24.3	375 (84)	0.74...1.11	2094-AM02-S
LDC-C030200-EHT		4.1...6.1		12.1			2094-AM01-S
LDC-C050100-DHT	10.0 (32.8)	3.9...5.9	119...179 (27...40)	11.7	302 (68)	0.59...0.89	2094-AM01-S
LDC-C050200-DHT		7.9...11.8	240...359 (54...81)	23.3	600 (135)	1.20...1.79	2094-AM02-S
LDC-C050200-EHT		3.9...5.9		11.6			2094-AMP5-S
LDC-C050300-DHT		11.8...17.7	363...544 (82...122)	35.9	941 (212)	1.81...2.72	2094-AM03-S
LDC-C050300-EHT		3.9...5.9		12.0			2094-AMP5-S
LDC-C075200-DHT		10.0 (32.8)	7.7...11.5	348...523 (78...117)	22.9	882 (198)	1.74...2.61
LDC-C075200-EHT	3.8...5.7		11.5		2094-AMP5-S		
LDC-C075300-DHT	11.5...17.2		523...784 (117...176)	35.6	1368 (308)	2.61...3.92	2094-AM03-S
LDC-C075300-EHT	3.8...5.7			11.9			2094-AM01-S
LDC-C075400-DHT	15.3...23.0		697...1045 (157...235)	47.4	1824 (410)	3.48...5.22	2094-AM03-S
LDC-C075400-EHT	7.7...11.5			23.7			2094-AM02-S
LDC-C100300-DHT	10.0 (32.8)	11.1...16.7	674...1012 (152...227)	34.3	1767 (397)	3.37...5.06	2094-AM03-S
LDC-C100300-EHT		3.7...5.6		11.4			2094-AM01-S
LDC-C100400-DHT		14.8...22.2	899...1349 (202...303)	45.7	2356 (530)	4.49...6.74	2094-AM03-S
LDC-C100400-EHT		7.4...11.1		22.8			2094-AM02-S
LDC-C100600-DHT		22.2...33.3	1349...2023 (303...455)	68.5	3534 (794)	6.74...10.11	2094-AM05-S
LDC-C150400-DHT		10.0 (32.8)	14.1...21.1	1281...1922 (288...432)	45.2	3498 (786)	6.40...9.61
LDC-C150600-DHT	21.1...31.7		1922...2882 (432...648)	67.8	5246 (1179)	9.61...14.41	2094-AM05-S

(1) Values represent the range between no cooling (low value) and water cooling (high value).

Performance specification data and curves reflect nominal system performance of a typical system with motor at 40 °C (104 °F) and drive at 50 °C (122 °F) ambient temperature and rated line voltage. For additional information on ambient temperature and line conditions, refer to Motion Analyzer.

Performance Specifications with Kinetix 6000 (400V-class) Drives

Linear Motor Cat. No.	Maximum Speed m/s (ft/s)	System Continuous Stall Current ⁽¹⁾ A 0-pk	System Continuous Stall Force ⁽¹⁾ N (lb)	System Peak Stall Current A 0-pk	System Peak Stall Force N (lb)	Linear Motor Rated Output kW	Kinetix 6000 400V-class Drives
LDC-C030100-DHT	10.0 (32.8)	4.1...6.1	74...111 (17...25)	12.1	188 (42)	0.37...0.55	2094-BM01-S @ 150%
LDC-C030200-DHT		8.1...12.2	148...222 (33...50)	24.3	375 (84)	0.74...1.11	2094-BM02-S @ 250%
LDC-C030200-EHT		4.1...6.1		12.1			2094-BM01-S @ 150%
LDC-C050100-DHT	10.0 (32.8)	3.9...5.9	119...179 (27...40)	11.7	302 (68)	0.59...0.89	2094-BM01-S @ 150%
LDC-C050200-DHT		7.9...11.8	240...359 (54...81)	23.3	600 (135)	1.20...1.79	2094-BM02-S @ 250%
LDC-C050200-EHT		3.9...5.9		11.6			2094-BM01-S @ 150%
LDC-C050300-DHT		11.8...17.7	363...544 (82...122)	35.9	941 (212)	1.81...2.72	2094-BM02-S @ 250%
LDC-C050300-EHT		3.9...5.9		12.0			2094-BM01-S @ 150%
LDC-C075200-DHT		10.0 (32.8)	7.7...11.5	348...523 (78...117)	22.9	882 (198)	1.74...2.61
LDC-C075200-EHT	3.8...5.7		11.5		2094-BM01-S @ 150%		
LDC-C075300-DHT	11.5...17.2		523...784 (117...176)	35.6	1368 (308)	2.61...3.92	2094-BM02-S @ 250%
LDC-C075300-EHT	3.8...5.7			11.9			2094-BM01-S @ 150%
LDC-C075400-DHT	15.3...23.0		697...1045 (157...235)	47.4	1824 (410)	3.48...5.22	2094-BM03-S @ 250%
LDC-C075400-EHT	7.7...11.5			23.7			2094-BM02-S @ 250%
LDC-C100300-DHT	10.0 (32.8)	11.1...16.7	674...1012 (152...227)	34.3	1767 (397)	3.37...5.06	2094-BM02-S @ 250%
LDC-C100300-EHT		3.7...5.6		11.4			2094-BM01-S @ 150%
LDC-C100400-DHT		14.8...22.2	899...1349 (202...303)	45.7	2356 (530)	4.49...6.74	2094-BM03-S @ 250%
LDC-C100400-EHT		7.4...11.1		22.8			2094-BM02-S @ 250%
LDC-C100600-DHT		22.2...33.3	1349...2023 (303...455)	68.5	3534 (794)	6.74...10.11	2094-BM03-S @ 250%
LDC-C100600-EHT		11.1...16.7		34.3			2094-BM02-S @ 250%

Performance Specifications with Kinetix 6000 (400V-class) Drives (continued)

Linear Motor Cat. No.	Maximum Speed m/s (ft/s)	System Continuous Stall Current ⁽¹⁾ A 0-pk	System Continuous Stall Force ⁽¹⁾ N (lb)	System Peak Stall Current A 0-pk	System Peak Stall Force N (lb)	Linear Motor Rated Output kW	Kinetix 6000 400V-class Drives
LDC-C150400-DHT	10.0 (32.8)	14.1...21.1	1281...1922 (288...432)	45.2	3498 (786)	6.40...9.61	2094-BM03-S @ 150%
LDC-C150400-EHT		7.0...10.6		22.6			2094-BM02-S @ 250%
LDC-C150600-DHT		21.1...31.7	1922...2882 (432...648)	67.8	5246 (1179)	9.61...14.41	2094-BM03-S @ 250%
LDC-C150600-EHT		10.6...15.8		33.9			2094-BM02-S @ 250%

(1) Values represent the range between no cooling (low value) and water cooling (high value).

Performance specification data and curves reflect nominal system performance of a typical system with motor at 40 °C (104 °F) and drive at 50 °C (122 °F) ambient temperature and rated line voltage. For additional information on ambient temperature and line conditions, refer to Motion Analyzer.

LDL-Series Performance Specifications with Kinetix 6000 Drives

Linear Motor Cat. No.	Maximum Speed m/s (ft/s)	System Continuous Stall Current ⁽¹⁾ A 0-pk	System Continuous Stall Force ⁽¹⁾ N (lb)	System Peak Stall Current A 0-pk	System Peak Stall Force N (lb)	Linear Motor Rated Output kW	Kinetix 6000 200V-class Drives	
LDL-N030120-DHT	10.0 (32.8)	3.0	63 (14)	9.9	209 (47)	0.31	2094-AMP5-S	
LDL-N030240-DHT		6.0	126 (28)	19.9	417 (94)	0.63	2094-AM01-S	
LDL-N030240-EHT		3.0		9.9			2094-AMP5-S	
LDL-T030120-DHT		3.0	72 (16)	9.9	239 (54)	0.36	2094-AMP5-S	
LDL-T030240-DHT		6.0	144 (32)	19.9	479 (108)	0.72	2094-AM01-S	
LDL-T030240-EHT		3.0		9.9			2094-AMP5-S	
LDL-N050120-DHT	10.0 (32.8)	2.7	96 (22)	9.1	317 (71)	0.48	2094-AMP5-S	
LDL-N050240-DHT		5.5	191 (43)	18.1	635 (143)	0.95	2094-AM01-S	
LDL-N050240-EHT		2.7		9.1			2094-AMP5-S	
LDL-N050360-DHT		8.2	287 (65)	27.2	952 (214)	1.43	2094-AM02-S	
LDL-N050360-EHT		2.7		9.1			2094-AMP5-S	
LDL-N050480-DHT		10.9	383 (86)	36.3	1269 (285)	1.91	2094-AM03-S	
LDL-N050480-EHT		5.5		18.1			2094-AM01-S	
LDL-T050120-DHT		2.7	110 (25)	9.1	364 (82)	0.55	2094-AMP5-S	
LDL-T050240-DHT		5.5	220 (49)	18.1	728 (164)	1.10	2094-AM01-S	
LDL-T050240-EHT		2.7		9.1			2094-AMP5-S	
LDL-T050360-DHT		8.2	329 (74)	27.2	1093 (246)	1.64	2094-AM02-S	
LDL-T050480-DHT		10.9	439 (99)	36.3	1457 (327)	2.19	2094-AM03-S	
LDL-T050480-EHT		5.5		18.1			2094-AM01-S	
LDL-N075480-DHT		10.0 (32.8)	9.9	519 (117)	32.8	1723 (387)	2.59	2094-AM03-S
LDL-N075480-EHT			4.9		16.4			2094-AM01-S
LDL-T075480-DHT			9.9	596 (134)	32.8	1977 (444)	2.98	2094-AM03-S
LDL-T075480-EHT			4.9		16.4			2094-AM01-S

(1) Values represent the range between no cooling (low value) and water cooling (high value).

Performance specification data and curves reflect nominal system performance of a typical system with motor at 40 °C (104 °F) and drive at 50 °C (122 °F) ambient temperature and rated line voltage. For additional information on ambient temperature and line conditions, refer to Motion Analyzer.

Kinetix 300 and Kinetix 350 EtherNet/IP Servo Drives



**Kinetix 300
Servo Drive**

The Kinetix 300 EtherNet/IP™ indexing drive provides a cost-effective single-axis solution for low axis-count motion control applications. The Kinetix 300 servo drive is designed to connect and operate with CompactLogix controllers supporting Integrated Architecture or Micrologix controllers for component motion solutions. By using one standard EtherNet/IP network for an entire machine - including motion, control, I/O, and HMI simplifies wiring, reduces panel layout costs, and allows easy integration into manufacturing and enterprise systems. In addition, safe torque-off functionality helps protect personnel while increasing machine productivity.



**Kinetix 350
Servo Drive**

The Kinetix 350 single-axis EtherNet/IP servo drive was developed to provide scalability for your motion control system by simplifying integration of the entire control solution on one network. The Kinetix 350 servo drive is designed to connect and operate with the ControlLogix and CompactLogix controllers supporting Integrated Motion on the EtherNet/IP network. Combined as a system, they provide a cost-effective motion solution that delivers the high performance and scalability you need to compete in today's industry. With its compact design, the Kinetix 350 requires less panel space and is easily connected. In addition, you can reduce installation and commissioning time by re-using code across integrated products throughout your entire machine portfolio.

Kinetix 300 and Kinetix 350 Servo Drive Features

- Single-axis solution for low-complexity motion applications
- Flexible control architecture for simple analog, PTO, or EtherNet/IP indexing control (Kinetix 300 drives)
- Integrated motion on the EtherNet/IP network (Kinetix 350 drives)
- Simplified integration of the entire control solution on one network, including HMI, PAC, I/O, and motion
- Memory module for Automatic Device Replacement (ADR)
- TÜV Rheinland certified: PL d, Cat 3, according to ISO 13849 and SIL CL2 according to IEC 61508, IEC 61800-5-2, and IEC 61062
 - Safe torque-off control
- Versatile AC input voltage range:
 - 100 and 200V-class AC, single-phase
 - 200V-class single-phase and three-phase
 - 400V-class AC, three-phase
- 2097-V31PRx (100V-class models) drive 200V-class motors at full speed
- 2097-V32PRx (200V-class models) include integrated AC (EMC) line filter
- High-resolution absolute, multi-turn and single-turn encoder feedback, auxiliary axis for Master Gearing mode

For distinguishing features for Kinetix 300 and Kinetix 350 servo drives, refer to [page 37](#).

Kinetix 300 EtherNet/IP Indexing Drive Features

- Indexing
 - Five indexing types
 - S-curve and trapezoidal moves
 - 32 index capability
- Commanded control over EtherNet/IP
 - Velocity and current
 - Absolute and incremental position with or without registration
- Electronic gearing
- Analog input control
- Step and direction control
- ControlLogix 5570 and 5580 Programmable Automation Controller (PAC) with 1756-ENxT Ethernet module
- CompactLogix 5370, 5380, or 1769-L3x controllers (PAC) with RSLogix 5000 software and Add-on Profile for Integrated Architecture solution
- CompactLogix 1768-L4x or 1768-L4xS controllers (PAC) with 1768-ENBT Ethernet modules
- MicroLogix 1100 or 1400 Programmable Logic Controller (PLC) with built-in web server for configuration and diagnostics
- Micro850 controller (PLC) with Connected Components Workshop software

Kinetix 350 Single-axis EtherNet/IP Drive Features

- EtherNet/IP network with CIP Motion technology from ODVA, all built on the Common Industrial Protocol (CIP), for real-time, closed loop motion control on standard Ethernet network
- Fully compatible with linear and star configuration topology
- Achieve the benefits of Kinetix Integrated Motion with ControlLogix 5570 and 5580 controllers
- CompactLogix 5370 and 5380 controllers that support Integrated Motion on the EtherNet/IP network and RSLogix 5000 software (version 20.00.00 or later) or the Studio 5000 Logix Designer application
- RSLogix 5000 software or the Logix Designer application for programming (ladder logic, structured text, and sequential function charts)

To compare drive features across drive families, refer to [Servo Drives](#) beginning on [page 30](#).

Kinetix 300 and Kinetix 350 Servo Drive Components

Kinetix 300 and Kinetix 350 servo drive systems consist of these required components:

- One 2097-V3xxxx (Kinetix 300) drive or 2097-V3xxxx-LM (Kinetix 350) drive
- One servo motor or linear actuator
- One motor power and motor feedback cable
- One 2090-K2CK-D15M low-profile connector kit (required for flying-lead feedback cables)
- One 2097-TB1 I/O terminal expansion block
- 1585J-M8CBJM-x (shielded) Ethernet cable

Kinetix 300 and Kinetix 350 servo drive systems can also include any of these optional components:

- One 2097-Fx or Bulletin 2090 AC line filter
- One 2097-Rx shunt resistor

Kinetix 350 servo drive systems can include the 2198-ABQE encoder output module.

For detailed Kinetix 300 and 350 drive system requirements, refer to the Kinetix 300 and 350 Drive Systems Design Guide, publication [KNX-RM004](#).

Kinetix 300 and Kinetix 350 Servo Drive Selection

Kinetix 300 Drives Cat. No.	Kinetix 350 Drives Cat. No.	Input Voltage	Continuous Output Power kW	Continuous Output Current A 0-pk	Features
2097-V31PRO	2097-V31PRO-LM	120/240V AC rms, single-phase ⁽¹⁾	0.40	2.8	<ul style="list-style-type: none"> 120V Doubler mode Safe Torque-off
2097-V31PR2	2097-V31PR2-LM		0.80	5.7	
2097-V32PRO	2097-V32PRO-LM	240V AC rms, single-phase ⁽¹⁾	0.40	2.8	<ul style="list-style-type: none"> Integrated AC line filter Safe Torque-off
2097-V32PR2	2097-V32PR2-LM		0.80	5.7	
2097-V32PR4	2097-V32PR4-LM		1.70	11.3	
2097-V33PR1	2097-V33PR1-LM	120V AC rms, single-phase, 240V AC rms, single-phase ⁽¹⁾ , 240V AC rms, three-phase	0.50	2.8	Safe Torque-off
2097-V33PR3	2097-V33PR3-LM		1.00	5.7	
2097-V33PR5	2097-V33PR5-LM		2.00	11.3	
2097-V33PR6	2097-V33PR6-LM		3.00	17.0	
2097-V34PR3	2097-V34PR3-LM	480V AC rms, three-phase	1.00	2.8	
2097-V34PR5	2097-V34PR5-LM		2.00	5.7	
2097-V34PR6	2097-V34PR6-LM		3.00	8.5	

(1) Expect the same motor performance with 240V single-phase input as you can get from the 240V three-phase input (refer to the table below).

Kinetix 300 and Kinetix 350 Drive Operation with 240V Input Voltage

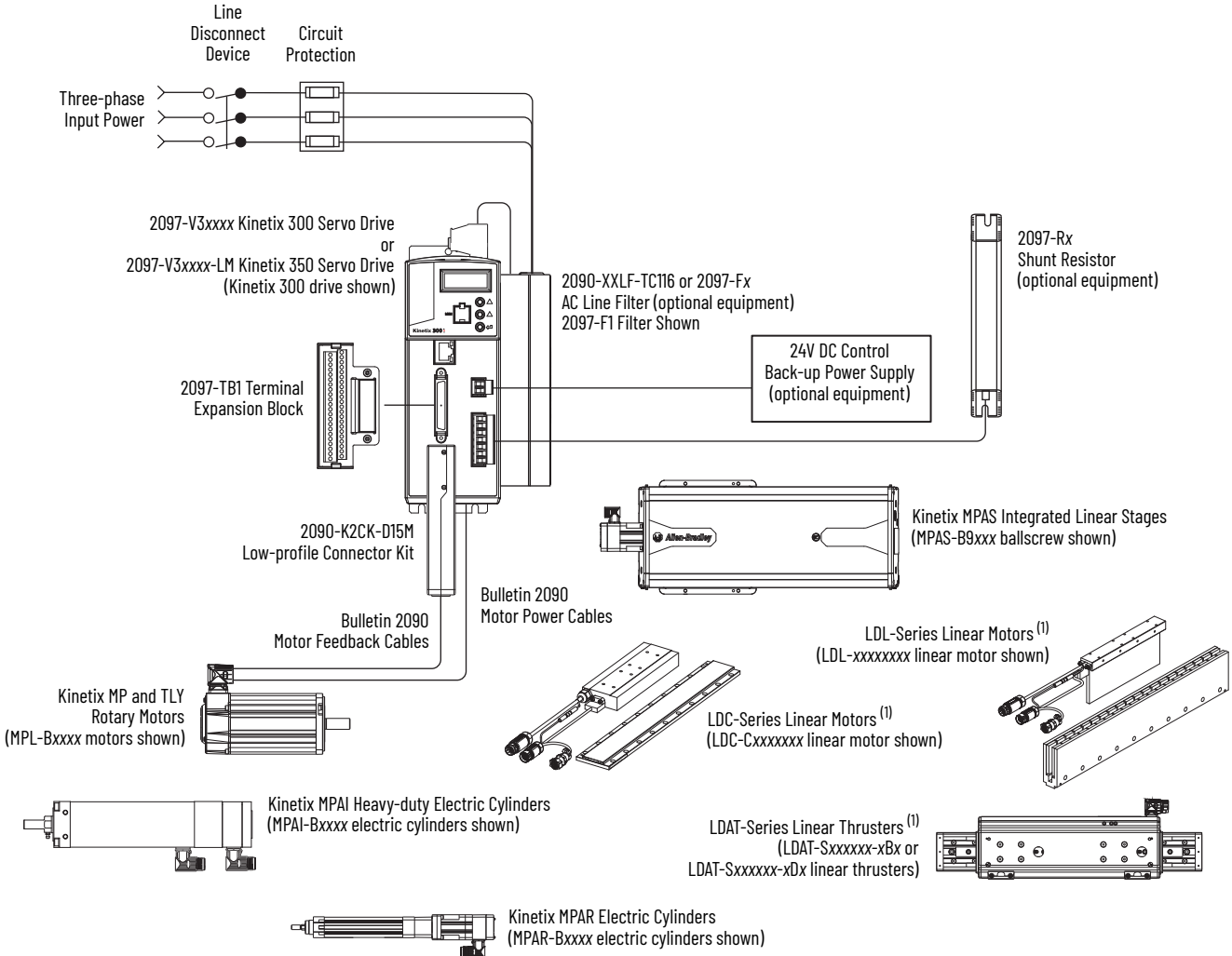
Three-phase Operation with 240V Input	Single-phase Operation with 240V Input		Continuous Output Current A 0-pk	Peak Output Current A 0-pk
2097-V33PR1-xx	2097-V32PR0-xx	2097-V31PR0-xx	2.8	8.5
2097-V33PR3-xx	2097-V32PR2-xx	2097-V31PR2-xx	5.7	17.0
2097-V33PR5-xx	2097-V32PR4-xx	N/A	11.3	33.9

For Kinetix 300 and Kinetix 350 drive module specifications not included in this publication, refer to the Kinetix Servo Drives Technical Data, publication [KNX-TD003](#).

Typical Hardware Configuration

This typical hardware configuration illustrates the use of servo drives, motors, actuators, and motion accessories available for Kinetix 300 and Kinetix 350 drive systems.

Kinetix 300/350 Drive Systems

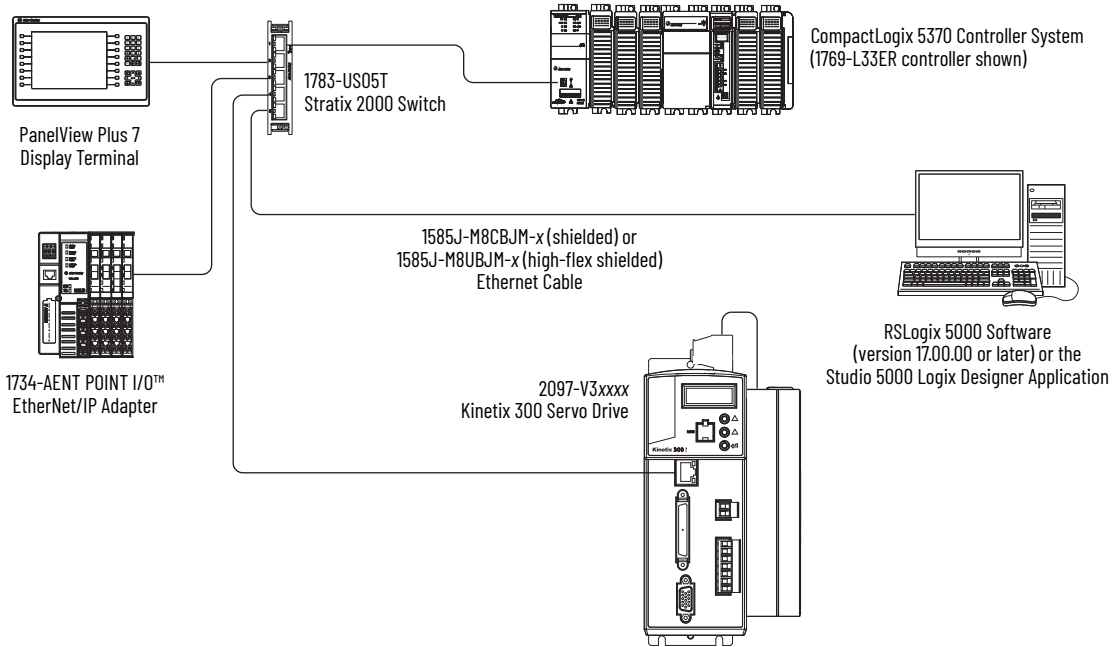


(1) LDC-Series and LDL-Series linear motors, and LDAT-Series linear thrusters are compatible with only Kinetix 300 servo drives.

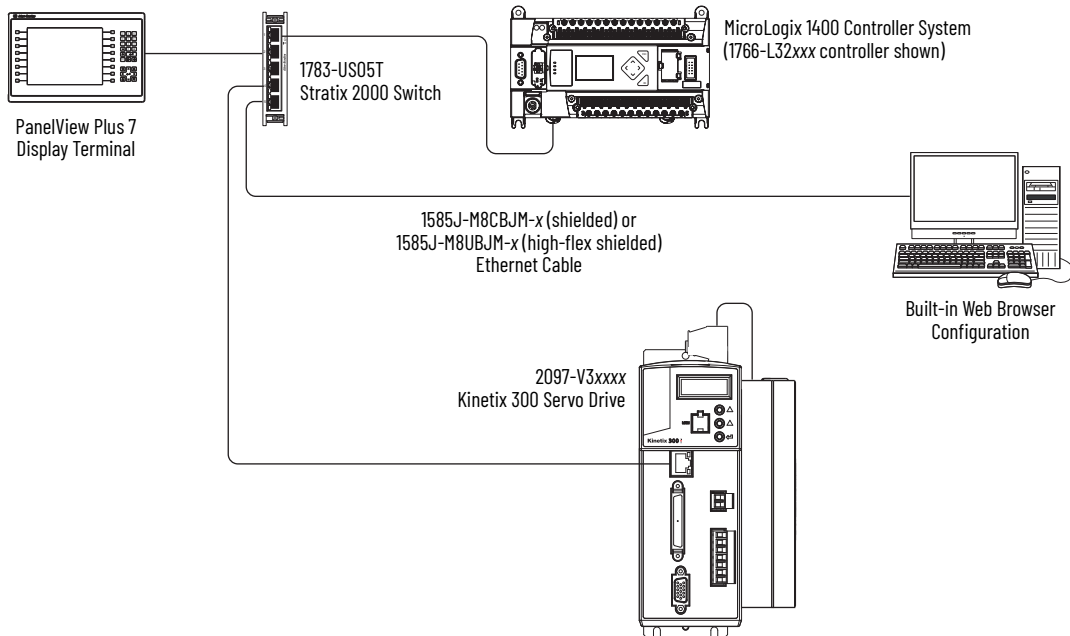
Typical Communication Configurations

The Kinetix 300 and Kinetix 350 servo drives use the EtherNet/IP network for configuring the Logix 5000 module.

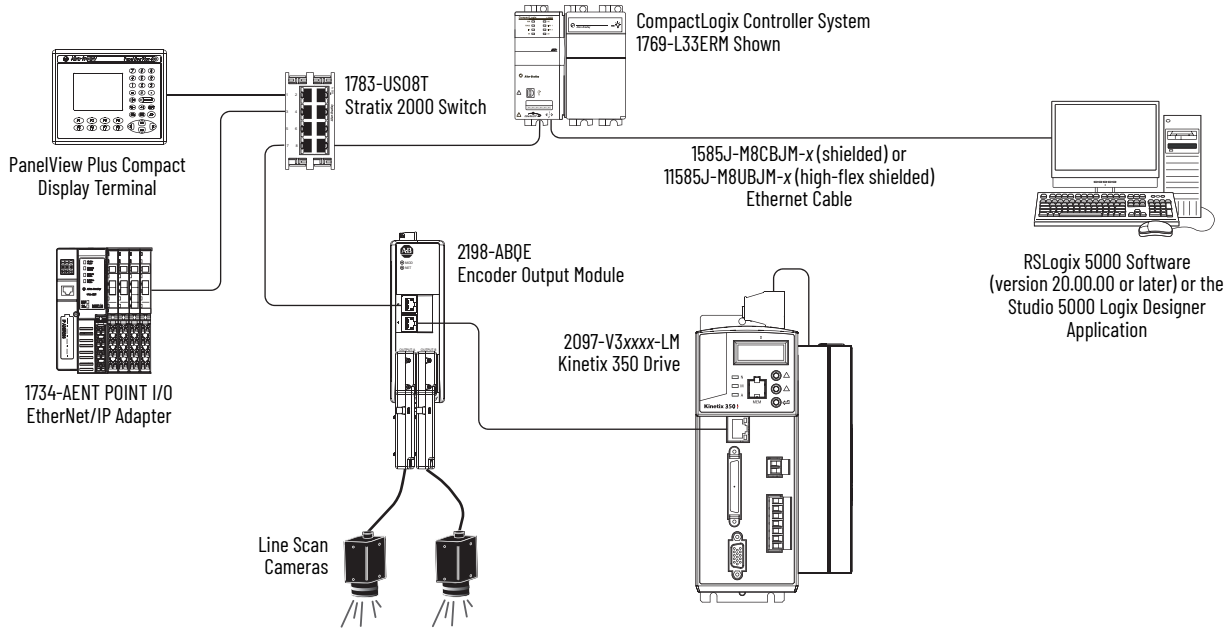
Kinetix 300 Drive System with CompactLogix Controller (PAC)



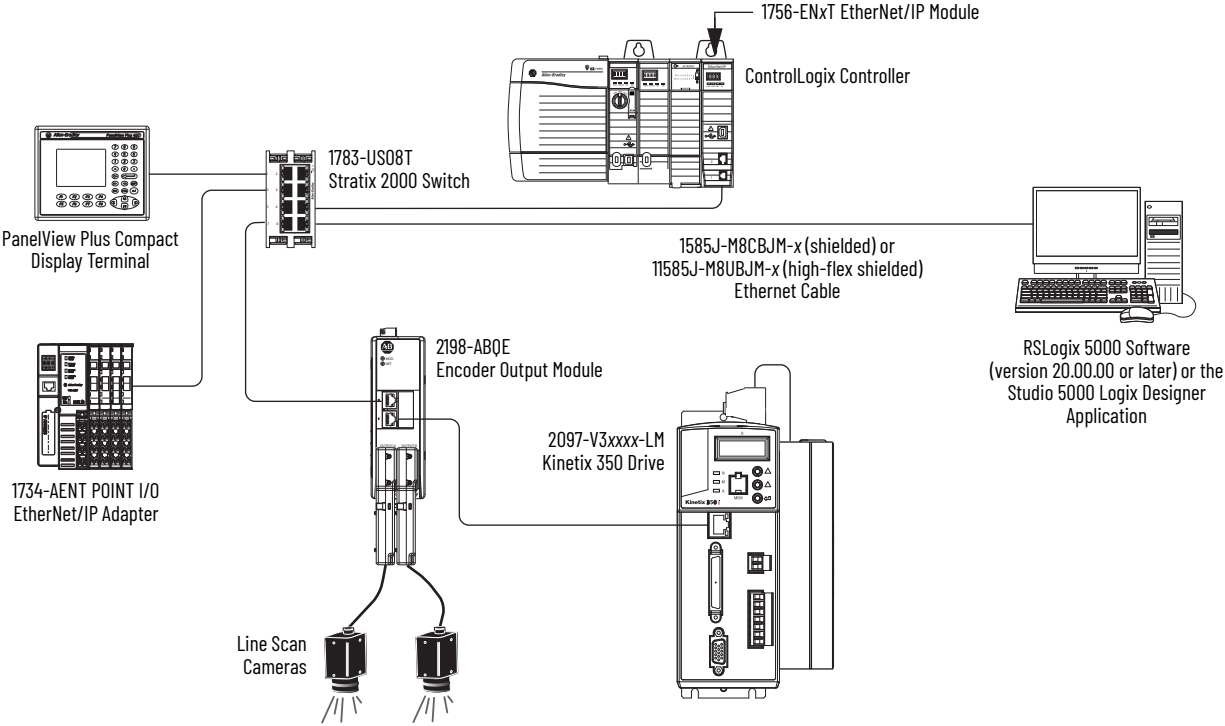
Kinetix 300 Drive System with MicroLogix Controller (PLC)



Kinetix 350 Drive System with CompactLogix Controller (PAC) Platform



Kinetix 350 Drive System with ControlLogix Controller (PAC) Platform



Rotary Motion Performance Specifications

These rotary motor families are compatible with Kinetix 300/350 servo drives.

Rotary Motor Family	Page
Kinetix MPL low-inertia motors	57
Kinetix MPM medium-inertia motors	214
Kinetix MPF food-grade motors	215
Kinetix MPS stainless-steel motors	214
Kinetix TLY compact motors	216

For Kinetix 300/350 drive system combinations that include cable catalog number selection and torque/speed curves, refer to the Kinetix 300 and Kinetix 350 Drive Systems Design Guide, publication [KNX-RM004](#).

IMPORTANT These system combinations do not include all possible motor/drive combinations. Refer to Motion Analyzer to verify compatibility. To access Motion Analyzer, go to: <https://motionanalyzer.rockwellautomation.com>.

Kinetix MPL Motor Performance Specifications with Kinetix 300/350 Drives

Performance Specifications with Kinetix 300/350 (200V-class, single-phase) Drives

Rotary Motor Cat. No.	Rated Speed rpm	Maximum Speed rpm	System Continuous Stall Current A 0-pk	System Continuous Stall Torque N·m (lb·in)	System Peak Stall Current A (0-pk)	System Peak Stall Torque N·m (lb·in)	Motor Rated Output kW	Kinetix 300/350 200V-class, Single-phase Drives
MPL-A1510V	8000	8000	1.05	0.26 (2.3)	3.40	0.77 (6.8)	0.16	2097-V33PR1-xx 2097-V32PR0-xx 2097-V31PR0-xx
MPL-A1520U	7000	7000	1.80	0.49 (4.3)	6.10	1.58 (13.9)	0.27	
MPL-A1530U	7000	7000	2.82	0.90 (8.0)	10.1	2.82 (24.9)	0.39	2097-V33PR3-xx 2097-V32PR2-xx 2097-V31PR2-xx
MPL-A210V	8000	8000	3.09	0.55 (4.8)	10.2	1.52 (13.5)	0.37	
MPL-A220T	6000	6000	4.54	1.61 (14.2)	15.5	4.74 (41.9)	0.62	
MPL-A230P	5000	5000	5.40	2.10 (18)	23.0	8.2 (72.5)	0.86	2097-V33PR5-xx 2097-V32PR4-xx
MPL-A310F	3000	3000	3.20	1.58 (14)	9.3	3.61 (32)	0.46	2097-V33PR3-xx 2097-V32PR2-xx 2097-V31PR2-xx
MPL-A310P	4750	5000	4.85	1.58 (14)	14	3.61 (32)	0.73	
MPL-A320H	3350	3500	6.1	3.05 (27)	19.3	7.91 (70)	1.0	2097-V33PR5-xx 2097-V32PR4-xx
MPL-A320P	4750	5000	9.0	3.05 (27)	29.5	7.91 (70)	1.3	

Performance specification data and curves reflect nominal system performance of a typical system with motor at 40 °C (104 °F) and drive at 40 °C (104 °F) ambient temperature, and rated line voltage. For additional information on ambient temperature and line conditions, refer to Motion Analyzer.

Performance Specifications with Kinetix 300/350 (200V-class, three-phase) Drives

Motor Cat. No.	Rated Speed rpm	Maximum Speed rpm	System Continuous Stall Current A (0-pk)	System Continuous Stall Torque N·m (lb·in)	System Peak Stall Current A (0-pk)	System Peak Stall Torque N·m (lb·in)	Motor Rated Output kW	Kinetix 300/350 200V-class, Three-phase Drives
MPL-A1510V	8000	8000	1.05	0.26 (2.3)	3.40	0.77 (6.8)	0.16	2097-V33PR1-xx
MPL-A1520U	7000	7000	1.80	0.49 (4.3)	6.10	1.58 (13.9)	0.27	
MPL-A1530U	7000	7000	2.82	0.90 (8.0)	10.1	2.82 (24.9)	0.39	2097-V33PR3-xx
MPL-A210V	8000	8000	3.09	0.55 (4.8)	10.2	1.52 (13.5)	0.37	
MPL-A220T	6000	6000	4.54	1.61 (14.2)	15.5	4.74 (41.9)	0.62	2097-V33PR5-xx
MPL-A230P	5000	5000	5.40	2.10 (18)	23.0	8.2 (72.5)	0.86	
MPL-A310F	3000	3000	3.20	1.58 (14)	9.3	3.61 (32)	0.46	2097-V33PR3-xx
MPL-A310P	4750	5000	4.85	1.58 (14)	14	3.61 (32)	0.73	
MPL-A320H	3350	3500	6.1	3.05 (27)	19.3	7.91 (70)	1.0	2097-V33PR5-xx
MPL-A320P	4750	5000	9.0	3.05 (27)	29.5	7.91 (70)	1.3	
MPL-A330P	5000	5000	12.0	4.18 (37)	38	11.1 (98)	1.8	2097-V33PR6-xx
MPL-A420P	5000	5000	12.7	4.74 (42)	46	13.5 (120)	2.0	
MPL-A430H	3500	3500	12.2	6.21 (55)	45	19.8 (175)	1.8	
MPL-A430P	5000	5000	16.8	5.99 (53)	51	15.7 (139)	2.2	
MPL-A4530F	2800	2800	13.4	8.36 (74)	42	20.3 (180)	1.9	
MPL-A4540C	1500	1500	9.4	10.2 (90)	29	27.1 (240)	1.5	

Performance Specifications with Kinetix 300/350 (400V-class, three-phase) Drives

Motor Cat. No.	Rated Speed rpm	Maximum Speed rpm	System Continuous Stall Current A (0-pk)	System Continuous Stall Torque N·m (lb·in)	System Peak Stall Current A (0-pk)	System Peak Stall Torque N·m (lb·in)	Motor Rated Output kW	Kinetix 300/350 400V-class Three-phase Drives
MPL-B1510V	8000	8000	0.95	0.26 (2.3)	3.10	0.77 (6.80)	0.16	2097-V34PR3-xx
MPL-B1520U	7000	7000	1.80	0.49 (4.3)	6.10	1.58 (13.9)	0.27	
MPL-B1530U	7000	7000	2.0	0.90 (8.0)	7.20	2.82 (24.9)	0.39	
MPL-B210V	8000	8000	1.75	0.55 (4.8)	5.80	1.52 (13.5)	0.37	2097-V34PR5-xx
MPL-B220T	6000	6000	3.30	1.61 (14.2)	11.3	4.74 (41.9)	0.62	
MPL-B230P	5000	5000	2.60	2.10 (18.6)	11.3	8.20 (73.0)	0.86	2097-V34PR3-xx
MPL-B310P	5000	5000	2.4	1.58 (14)	7.1	3.61 (32)	0.77	
MPL-B320P	5000	5000	4.5	2.94 (26)	14.0	7.91 (70)	1.5	2097-V34PR5-xx
MPL-B330P	5000	5000	6.1	4.18 (37)	19.0	11.1 (98)	1.8	
MPL-B420P	5000	5000	6.4	4.74 (42)	22.0	13.5 (120)	1.9	2097-V34PR6-xx
MPL-B4530F	3000	3000	6.7	8.36 (74)	21.0	20.3 (180)	2.1	

Performance specification data and curves reflect nominal system performance of a typical system with motor at 40 °C (104 °F) and drive at 40 °C (104 °F) ambient temperature, and rated line voltage. For additional information on ambient temperature and line conditions, refer to Motion Analyzer.

Kinetix MPM Motor Performance Specifications with Kinetix 300/350 Drives

Performance Specifications with Kinetix 300/350 (200V-class) Drives

Motor Cat. No.	Base Speed rpm	Rated Speed rpm	Maximum Speed rpm	System Continuous Stall Current A (0-pk)	System Continuous Stall Torque N·m (lb·in)	System Peak Stall Current A (0-pk)	System Peak Stall Torque N·m (lb·in)	Motor Rated Output kW	Kinetix 300/350 200V-class Three-phase Drives
MPM-A1151M	4500	5000	6000	7.65	2.3 (20.3)	30.5	6.6 (58.4)	0.90	2097-V33PR5-xx
MPM-A1152F	3000	4000	5000	11.93	4.7 (41.6)	44.8	13.5 (119)	1.40	2097-V33PR6-xx

Performance Specifications with Kinetix 300/350 (400V-class) Drives

Motor Cat. No.	Base Speed rpm	Rated Speed rpm	Maximum Speed rpm	System Continuous Stall Current A (0-pk)	System Continuous Stall Torque N·m (lb·in)	System Peak Stall Current A (0-pk)	System Peak Stall Torque N·m (lb·in)	Motor Rated Output kW	Kinetix 300/350 400V-class Three-phase Drives
MPM-B1151F	3000	4000	5000	2.71	2.3 (20.3)	9.9	6.6 (58.4)	0.75	2097-V34PR5-xx
MPM-B1151T	6000	5000	7000	5.62	2.3 (20.3)	20.5	5.8 (51.3)	0.90	2097-V34PR6-xx
MPM-B1152C	1500	2500	3000	3.61	5.0 (44.2)	12.4	13.5 (119)	1.20	2097-V34PR5-xx
MPM-B1152F	3000	4000	5200	6.17	5.0 (44.2)	21.1	13.3 (118)	1.40	2097-V34PR6-xx
MPM-B1153E	2250	3000	3500	6.21	6.5 (57.5)	21.6	19.7 (174)	1.40	
MPM-B1302F	3000	4000	4500	8.57	6.6 (58.4)	22.0	13.2 (117)	1.65	
MPM-B1304C	1500	1870	2750	7.0	10.3 (91.1)	22.3	27.1 (240)	2.00	

Performance specification data and curves reflect nominal system performance of a typical system with motor at 40 °C (104 °F) and drive at 40 °C (104 °F) ambient temperature, and rated line voltage. For additional information on ambient temperature and line conditions, refer to Motion Analyzer.

Kinetix MPS Motor Performance Specifications with Kinetix 300/350 Drives

Performance Specifications with Kinetix 300/350 (200V-class) Drives

Motor Cat. No.	Rated Speed rpm	Maximum Speed rpm	System Continuous Stall Current A (0-pk)	System Continuous Stall Torque N·m (lb·in)	System Peak Stall Current A (0-pk)	System Peak Stall Torque N·m (lb·in)	Motor Rated Output kW	Kinetix 300/350 200V-class Three-phase Drives
MPS-A330P	5000	5000	9.80	3.60 (32)	33.9	10.1 (89.4)	1.3	2097-V33PR5-xx
					38.0	11.1 (98.2)		2097-V33PR6-xx
MPS-A4540F	3000	3000	14.4	8.1 (72)	50.9	24.8 (219)	1.4	

Performance Specifications with Kinetix 300/350 (400V-class) Drives

Motor Cat. No.	Rated Speed rpm	Maximum Speed rpm	System Continuous Stall Current A (0-pk)	System Continuous Stall Torque N·m (lb·in)	System Peak Stall Current A (0-pk)	System Peak Stall Torque N·m (lb·in)	Motor Rated Output kW	Kinetix 300/350 400V-class Three-phase Drives
MPS-B330P	5000	5000	4.90	3.6 (32)	16.9	10.1 (89.4)	1.3	2097-V34PR5-xx
					19.0	11.1 (98.2)		2097-V34PR6-xx
MPS-B4540F	3000	3000	7.1	8.1 (72)	25.4	26.3 (233)	1.4	

Performance specification data and curves reflect nominal system performance of a typical system with motor at 40 °C (104 °F) and drive at 40 °C (104 °F) ambient temperature, and rated line voltage. For additional information on ambient temperature and line conditions, refer to Motion Analyzer.

Kinetix MPF Motor Performance Specifications with Kinetix 300/350 Drives

Performance Specifications with Kinetix 300/350 (200V-class, single-phase) Drives

Motor Cat. No.	Rated Speed rpm	Maximum Speed rpm	System Continuous Stall Current A (0-pk)	System Continuous Stall Torque N·m (lb·in)	System Peak Stall Current A (0-pk)	System Peak Stall Torque N·m (lb·in)	Motor Rated Output kW	Kinetix 300/350 200V-class Single-phase Drives
MPF-A310P	4750	5000	4.85	1.58 (14)	14	3.61 (32)	0.73	2097-V33PR3-xx 2097-V32PR2-xx 2097-V31PR2-xx
MPF-A320H	3350	3500	6.1	3.05 (27)	19.3	7.91 (70)	1.0	2097-V33PR5-xx
MPF-A320P	4750	5000	9.0	3.05 (27)	29.5	7.91 (70)	1.3	2097-V32PR4-xx

Performance Specifications with Kinetix 300/350 (200V-class, three-phase) Drives

Motor Cat. No.	Rated Speed rpm	Maximum Speed rpm	System Continuous Stall Current A (0-pk)	System Continuous Stall Torque N·m (lb·in)	System Peak Stall Current A (0-pk)	System Peak Stall Torque N·m (lb·in)	Motor Rated Output kW	Kinetix 300/350 200V-class Three-phase Drives
MPF-A310P	4750	5000	4.85	1.58 (14)	14	3.61 (32)	0.73	2097-V33PR3-xx
MPF-A320H	3350	3500	6.1	3.05 (27)	19.3	7.91 (70)	1.0	2097-V33PR5-xx
MPF-A320P	4750	5000	9.0	3.05 (27)	29.5	7.91 (70)	1.3	2097-V33PR5-xx
MPF-A330P	5000	5000	12.0	4.18 (37)	38	11.1 (98)	1.6	2097-V33PR6-xx
MPF-A430H	3500	3500	12.2	6.21 (55)	45	19.8 (175)	1.8	2097-V33PR6-xx

Performance Specifications with Kinetix 300/350 (400V-class, three-phase) Drives

Motor Cat. No.	Rated Speed rpm	Maximum Speed rpm	System Continuous Stall Current A (0-pk)	System Continuous Stall Torque N·m (lb·in)	System Peak Stall Current A (0-pk)	System Peak Stall Torque N·m (lb·in)	Motor Rated Output kW	Kinetix 300/350 400V-class Three-phase Drives
MPF-B310P	5000	5000	2.30	1.58 (14)	7.1	3.61 (32)	0.77	2097-V34PR3-xx
MPF-B320P	5000	5000	4.24	3.05 (27)	14.0	7.34 (65)	1.5	2097-V34PR5-xx
MPF-B330P	5000	5000	5.70	4.18 (37)	16.9	10.0 (88)	1.6	2097-V34PR5-xx
					19.0	11.1 (98)		2097-V34PR6-xx

Performance specification data and curves reflect nominal system performance of a typical system with motor at 40 °C (104 °F) and drive at 40 °C (104 °F) ambient temperature, and rated line voltage. For additional information on ambient temperature and line conditions, refer to Motion Analyzer.

Kinetix TLY Motor Performance Specifications with Kinetix 300/350 Drives

Performance Specifications (non-brake) with Kinetix 300/350 (200V-class) Drives

Rotary Motor Cat. No.	Rated Speed rpm	Maximum Speed rpm	System Continuous Stall Current A 0-pk	System Continuous Stall Torque N·m (lb·in)	System Peak Stall Current A 0-pk	System Peak Stall Torque N·m (lb·in)	Motor Rated Output kW	Kinetix 300/350 200V-class Single-phase or Three-phase Drives
TLY-A110x	5000	6000 ⁽¹⁾	0.55	0.096 (0.85)	1.50	0.20 (1.75)	0.041	2097-V33PR1-xx 2097-V32PR0-xx 2097-V31PR0-xx
TLY-A120x	5000		1.03	0.181 (1.60)	2.50	0.36 (3.20)	0.086	2097-V33PR1-xx 2097-V32PR0-xx 2097-V31PR0-xx
TLY-A130x	5000		1.85	0.325 (2.88)	4.90	0.76 (6.70)	0.14	2097-V33PR1-xx 2097-V32PR0-xx 2097-V31PR0-xx
TLY-A220x	5000		3.50	0.836 (7.40)	7.90	1.48 (13.1)	0.35	2097-V33PR1-xx 2097-V32PR0-xx 2097-V31PR0-xx
TLY-A230x	5000		5.50	1.30 (11.5)	15.5	3.05 (27.0)	0.44	2097-V33PR3-xx 2097-V32PR2-xx 2097-V31PR2-xx
TLY-A2530P	4400		5000	10.0	2.60 (23.0)	21.0	5.20 (46.0)	0.69
TLY-A2540P	4575	10.0		2.94 (26.0)	24.8	7.10 (63.0)	0.86	2097-V33PR5-xx 2097-V32PR4-xx
TLY-A310M	4000	4500	10.0	3.61 (31.9)	30.0	9.0 (79.6)	0.95	2097-V33PR5-xx 2097-V32PR4-xx

(1) Applies to TLY-AxxxT-H motors with incremental feedback. The TLY-AxxxT-B motors with absolute high-resolution encoders are rated for 5000 rpm.

Performance specification data and curves reflect nominal system performance of a typical system with motor at 40 °C (104 °F) and drive at 40 °C (104 °F) ambient temperature, and rated line voltage. For additional information on ambient temperature and line conditions, refer to Motion Analyzer.

Performance Specifications (brake) with Kinetix 300/350 (200V-class) Drives

Rotary Motor Cat. No.	Rated Speed rpm	Maximum Speed rpm	System Continuous Stall Current A 0-pk	System Continuous Stall Torque N·m (lb·in)	System Peak Stall Current A 0-pk	System Peak Stall Torque N·m (lb·in)	Motor Rated Output kW	Kinetix 300/350 200V-class Single-phase or Three-phase Drives
TLY-A110x	5000	6000 ⁽¹⁾	0.50	0.086 (0.76)	1.50	0.20 (1.75)	0.037	2097-V33PR1-xx 2097-V32PR0-xx 2097-V31PR0-xx
TLY-A120x	5000		0.93	0.163 (1.44)	2.50	0.36 (3.20)	0.077	2097-V33PR1-xx 2097-V32PR0-xx 2097-V31PR0-xx
TLY-A130x	5000		1.67	0.293 (2.59)	4.90	0.76 (6.70)	0.13	2097-V33PR1-xx 2097-V32PR0-xx 2097-V31PR0-xx
TLY-A220x	5000		3.15	0.757 (6.70)	7.90	1.48 (13.1)	0.24	2097-V33PR1-xx 2097-V32PR0-xx 2097-V31PR0-xx
TLY-A230x	4250		4.95	1.16 (10.3)	15.5	3.05 (27.0)	0.32	2097-V33PR3-xx 2097-V32PR2-xx 2097-V31PR2-xx
TLY-A2530P	3650		5000	10.0	2.60 (23.0)	21.0	5.20 (46.0)	0.55
TLY-A2540P	3750	10.0		2.94 (26.0)	24.8	7.10 (63.0)	0.66	2097-V33PR5-xx 2097-V32PR4-xx
TLY-A310M	3900	4500	10.0	3.61 (31.9)	30.0	9.0 (79.6)	0.90	2097-V33PR5-xx 2097-V32PR4-xx

(1) Applies to TLY-AxxxT-H motors with incremental feedback. The TLY-AxxxT-B motors with absolute high-resolution encoders are rated for 5000 rpm.

Performance specification data and curves reflect nominal system performance of a typical system with motor at 40 °C (104 °F) and drive at 40 °C (104 °F) ambient temperature, and rated line voltage. For additional information on ambient temperature and line conditions, refer to Motion Analyzer.

Linear Motion Performance Specifications

These linear motion families are compatible with Kinetix 300/350 servo drives.

Linear Motion Family	Page
LDAT-Series integrated linear thrusters	193
Kinetix MPAS integrated linear stages	222
Kinetix MPAR electric cylinders	224
Kinetix MPAL heavy-duty electric cylinders	225
LDC-Series iron-core linear motors	204
LDL-Series ironless linear motors	205

For Kinetix 300/350 drive system combinations that include cable catalog number selection and force/velocity curves, refer to the Kinetix 300 and Kinetix 350 Drive Systems Design Guide, publication [KNX-RM004](#).

IMPORTANT These system combinations do not include all possible actuator/drive combinations. Refer to Motion Analyzer to verify compatibility. To access Motion Analyzer, go to: <https://motionanalyzer.rockwellautomation.com>.

LDAT-Series Performance Specifications with Kinetix 300 Drives

Performance Specifications (frame 30) with Kinetix 300 (200V-class) Drives

Linear Thruster Cat. No.	Velocity, max 230V AC m/s	System Continuous Stall Current A 0-pk	System Continuous Stall Force N (lb)	System Peak Stall Current A 0-pk	System Peak Stall Force N (lb)	Rated Output 230V AC kW	Kinetix 300 (200V-class) Drives	
							Single-phase Operation	Three-phase Operation
LDAT-S031010-Dxx	2.4	4.8	81 (18)	12.2	168 (38)	0.20	2097-V33PR3 2097-V32PR2 2097-V31PR2	2097-V33PR3
LDAT-S031020-Dxx	3.1					0.25		
LDAT-S031030-Dxx	3.5					0.29		
LDAT-S031040-Dxx	3.8					0.31		
LDAT-S032010-Dxx	3.1	7.4	126 (28)	24.3	336 (76)	0.44	2097-V33PR5 2097-V32PR4	2097-V33PR5
LDAT-S032020-Dxx	4.1					0.52		
LDAT-S032030-Dxx	4.7					0.59		
LDAT-S032040-Dxx	5.0					0.63		
LDAT-S032010-Exx	3.1	3.7	126 (28)	12.2	336 (76)	0.40	2097-V33PR3 2097-V32PR2 2097-V31PR2	2097-V33PR3
LDAT-S032020-Exx	4.1					0.47		
LDAT-S032030-Exx	4.7					0.52		
LDAT-S032040-Exx	5.0					0.55		
LDAT-S033010-Dxx	3.5	11.1	190 (43)	36.5	504 (113)	0.67	2097-V33PR6	2097-V33PR6
LDAT-S033020-Dxx	4.7					0.88		
LDAT-S033030-Dxx	5.0					0.95		
LDAT-S033040-Dxx						0.95		
LDAT-S033010-Exx	3.5	3.7	190 (43)	12.2	504 (113)	0.55	2097-V33PR3 2097-V32PR2 2097-V31PR2	2097-V33PR3
LDAT-S033020-Exx	4.4					0.65		
LDAT-S033030-Exx						0.65		
LDAT-S033040-Exx						0.65		

Performance specification data and curves reflect nominal system performance of a typical system with motor at 40 °C (104 °F) and drive at 40 °C (104 °F) ambient temperature, and rated line voltage. For additional information on ambient temperature and line conditions, refer to Motion Analyzer.

Performance Specifications (frame 50) with Kinetix 300 (200V-class) Drives

Linear Thruster Cat. No.	Velocity, max 230V AC m/s	System Continuous Stall Current A 0-pk	System Continuous Stall Force N (lb)	System Peak Stall Current A 0-pk	System Peak Stall Force N (lb)	Rated Output 230V AC kW	Kinetix 300 (200V-class) Drives					
							Single-phase Operation	Three-phase Operation				
LDAT-S051010-Dxx	2.8	3.1	119 (27)	11.4	363 (82)	0.31	2097-V33PR3 2097-V32PR2 2097-V31PR2	2097-V33PR3				
LDAT-S051020-Dxx	3.7					0.38						
LDAT-S051030-Dxx	4.1					0.42						
LDAT-S051040-Dxx	4.4					0.44						
LDAT-S051050-Dxx	4.7					0.46						
LDAT-S052010-Dxx	3.7	6.2	251 (56)	22.7	727 (163)	0.79	2097-V33PR5 2097-V32PR4	2097-V33PR5				
LDAT-S052020-Dxx	4.8					0.97						
LDAT-S052030-Dxx	5.00					1.01						
LDAT-S052040-Dxx												
LDAT-S052050-Dxx												
LDAT-S052010-Exx ... LDAT-S052050-Exx	2.6	3.1	11.4	0.50	2097-V33PR3 2097-V32PR2 2097-V31PR2	2097-V33PR3						
LDAT-S053010-Dxx	4.1	9.4	378 (85)	34.2	1093 (246)	1.31	2097-V33PR5 2097-V32PR4	2097-V33PR5				
LDAT-S053020-Dxx	5.0					1.53						
LDAT-S053030-Dxx ... LDAT-S053050-Dxx	5.0					1.53						
LDAT-S053010-Exx ... LDAT-S053050-Exx	1.7					3.1			11.4	0.47	N/A	2097-V33PR3
LDAT-S054010-Dxx	4.4					12.4			509 (114)	45.5	1453 (327)	1.87
LDAT-S054020-Dxx ... LDAT-S054050-Dxx	5.0	2.05										
LDAT-S054010-Exx ... LDAT-S054050-Exx	2.6	6.2	22.7	1.02	2097-V33PR5 2097-V32PR4		2097-V33PR5					

Performance specification data and curves reflect nominal system performance of a typical system with motor at 40 °C (104 °F) and drive at 40 °C (104 °F) ambient temperature, and rated line voltage. For additional information on ambient temperature and line conditions, refer to Motion Analyzer.

Performance Specifications (frame 70) with Kinetix 300 (200V-class) Drives

Linear Thruster Cat. No.	Velocity, max 230V AC m/s	System Continuous Stall Current A 0-pk	System Continuous Stall Force N (lb)	System Peak Stall Current A 0-pk	System Peak Stall Force N (lb)	Rated Output 230V AC kW	Kinetix 300 (200V-class) Drives	
							Single-phase Operation	Three-phase Operation
LDAT-S072010-Dxx ... LDAT-S072070-Dxx	3.5	6.0	364 (82)	22.0	1055 (237)	1.03	2097-V33PR5 2097-V32PR4	2097-V33PR5
LDAT-S072010-Exx ... LDAT-S072070-Exx	1.7	3.0		11.0		0.47	2097-V33PR3 2097-V32PR2 2097-V31PR2	2097-V33PR3
LDAT-S073010-Dxx ... LDAT-S073070-Dxx	3.5	9.0	554 (125)	32.8	1576 (354)	1.57	2097-V33PR5 2097-V32PR4	2097-V33PR5
LDAT-S073010-Exx ... LDAT-S073070-Exx	1.2	3.0		10.9		0.41	N/A	2097-V33PR3
LDAT-S074010-Dxx ... LDAT-S074070-Dxx	3.5	11.9	730 (164)	43.5	2088 (469)	2.08	2097-V33PR6	2097-V33PR6
LDAT-S074010-Exx ... LDAT-S074070-Exx	1.8	6.0		21.7		0.95	2097-V33PR5 2097-V32PR4	2097-V33PR5
LDAT-S076010-Exx ... LDAT-S076070-Exx	1.8	9.1	1122 (252)	33.2	3189 (717)	1.45	2097-V33PR5 2097-V32PR4	2097-V33PR5

Performance specification data and curves reflect nominal system performance of a typical system with motor at 40 °C (104 °F) and drive at 40 °C (104 °F) ambient temperature, and rated line voltage. For additional information on ambient temperature and line conditions, refer to Motion Analyzer.

Performance Specifications (frame 100) with Kinetix 300 (200V-class) Drives

Linear Thruster Cat. No.	Velocity, max 230V AC m/s	System Continuous Stall Current A 0-pk	System Continuous Stall Force N (lb)	System Peak Stall Current A 0-pk	System Peak Stall Force N (lb)	Rated Output 230V AC kW	Kinetix 300 (200V-class) Drives	
							Single-phase Operation	Three-phase Operation
LDAT-S102010-Dxx ... LDAT-S102090-Dxx	2.6	5.7	456 (103)	21.0	1289 (290)	0.96	2097-V33PR3 2097-V32PR2 2097-V31PR2	2097-V33PR3
LDAT-S102010-Exx ... LDAT-S102090-Exx	1.3	2.9		10.5		0.42	N/A	2097-V33PR3
LDAT-S103010-Dxx ... LDAT-S103090-Dxx	2.7	8.6	702 (158)	31.5	1935 (435)	1.47	2097-V33PR5 2097-V32PR4	2097-V33PR5
LDAT-S103010-Exx ... LDAT-S103090-Exx	0.9	2.9		10.5	1388 (312)	0.30	N/A	2097-V33PR3
LDAT-S104010-Dxx ... LDAT-S104090-Dxx	2.7	11.5	929 (209)	42.0	2578 (580)	2.07	2097-V33PR6	2097-V33PR6
LDAT-S104010-Exx ... LDAT-S104090-Exx	1.3	5.7		21.0		0.86	N/A	2097-V33PR3
LDAT-S106010-Exx ... LDAT-S106090-Exx	1.3	8.6	1403 (315)	31.5	3871 (870)	1.28	N/A	2097-V33PR5

Performance specification data and curves reflect nominal system performance of a typical system with motor at 40 °C (104 °F) and drive at 40 °C (104 °F) ambient temperature, and rated line voltage. For additional information on ambient temperature and line conditions, refer to Motion Analyzer.

Performance Specifications (frame 150) with Kinetix 300 (200V-class) Drives

Linear Thruster Cat. No.	Velocity, max 230V AC m/s	System Continuous Stall Current A 0-pk	System Continuous Stall Force N (lb)	System Peak Stall Current A 0-pk	System Peak Stall Force N (lb)	Rated Output 230V AC kW	Kinetix 300 (200V-class) Drives	
							Single-phase Operation	Three-phase Operation
LDAT-S152010-Dxx ... LDAT-S152090-Dxx	1.8	5.3	643 (145)	19.5	1799 (404)	0.87	2097-V33PR3 2097-V32PR2 2097-V31PR2	2097-V33PR3
LDAT-S152010-Exx ... LDAT-S152090-Exx	0.9	2.7		9.8	1679 (377)	0.34	N/A	2097-V33PR1
LDAT-S153010-Dxx ... LDAT-S153090-Dxx	1.8	8.0	978 (220)	29.1	2680 (602)	1.33	2097-V33PR5 2097-V32PR4	2097-V33PR5
LDAT-S154010-Dxx ... LDAT-S154090-Dxx	1.8	10.7	1306 (294)	39.1	3597 (809)	1.78	2097-V33PR5 2097-V32PR4	2097-V33PR5
LDAT-S154010-Exx ... LDAT-S154090-Exx	0.9	5.3		19.5	3383 (761)	0.70	N/A	2097-V33PR3
LDAT-S156010-Dxx ... LDAT-S156090-Dxx	1.8	16.3	1997 (449)	59.4	5469 (1229)	2.71	2097-V33PR6	2097-V33PR6
LDAT-S156010-Exx ... LDAT-S156090-Exx	0.9	8.1		19.8	5110 (1149)	1.05	N/A	2097-V33PR5

Performance specification data and curves reflect nominal system performance of a typical system with motor at 40 °C (104 °F) and drive at 40 °C (104 °F) ambient temperature, and rated line voltage. For additional information on ambient temperature and line conditions, refer to Motion Analyzer.

Performance Specifications (frame 30) with Kinetix 300 (400V-class) Drives

Linear Thruster Cat. No.	Velocity, max 460V AC m/s	System Continuous Stall Current A 0-pk	System Continuous Stall Force N (lb)	System Peak Stall Current A 0-pk	System Peak Stall Force N (lb)	Rated Output 460V AC kW	Kinetix 300 (400V-class) Drives Three-phase Operation
LDAT-S031010-Dxx	2.4	4.8	81 (18)	12.2	168 (38)	0.20	2097-V34PR5
LDAT-S031020-Dxx	3.1					0.25	
LDAT-S031030-Dxx	3.5					0.29	
LDAT-S031040-Dxx	3.8					0.31	
LDAT-S032010-Dxx	3.1	7.4	126 (28)	24.3	336 (76)	0.40	2097-V34PR6
LDAT-S032020-Dxx	4.1					0.52	
LDAT-S032030-Dxx	4.7					0.59	
LDAT-S032040-Dxx	5.0					0.63	
LDAT-S032010-Exx	3.1	3.7	190 (43)	12.2	504 (113)	0.40	2097-V34PR5
LDAT-S032020-Exx	4.1					0.52	
LDAT-S032030-Exx	4.7					0.59	
LDAT-S032040-Exx	5.0					0.63	
LDAT-S033010-Exx	3.5	3.7	190 (43)	12.2	504 (113)	0.67	2097-V34PR5
LDAT-S033020-Exx	4.7					0.87	
LDAT-S033030-Exx	5.0					0.91	
LDAT-S033040-Exx							

Performance specification data and curves reflect nominal system performance of a typical system with motor at 40 °C (104 °F) and drive at 40 °C (104 °F) ambient temperature, and rated line voltage. For additional information on ambient temperature and line conditions, refer to Motion Analyzer.

Performance Specifications (frame 50) with Kinetix 300 (400V-class) Drives

Linear Thruster Cat. No.	Velocity, max 460V AC m/s	System Continuous Stall Current A 0-pk	System Continuous Stall Force N (lb)	System Peak Stall Current A 0-pk	System Peak Stall Force N (lb)	Rated Output 460V AC kW	Kinetix 300 (400V-class) Drives Three-phase Operation
LDAT-S051010-Dxx	2.8	3.1	119 (27)	11.4	363 (82)	0.34	2097-V34PR5
LDAT-S051020-Dxx	3.7					0.43	
LDAT-S051030-Dxx	4.1					0.49	
LDAT-S051040-Dxx	4.4					0.53	
LDAT-S051050-Dxx	4.7					0.55	
LDAT-S052010-Dxx	3.7	6.2	251 (56)	22.7	727 (163)	0.92	2097-V34PR6
LDAT-S052020-Dxx	4.8					1.20	
LDAT-S052030-Dxx	5.0					1.24	
LDAT-S052040-Dxx							
LDAT-S052050-Dxx	5.0						
LDAT-S052010-Exx	3.7	3.1	378 (85)	11.4	1093 (246)	0.80	2097-V34PR5
LDAT-S052020-Exx	4.6					0.98	
LDAT-S052030-Exx	4.6					1.02	
LDAT-S052040-Exx							
LDAT-S052050-Exx							
LDAT-S053010-Exx	3.5	3.1	378 (85)	11.4	1093 (246)	1.04	2097-V34PR5
... LDAT-S053050-Exx	4.4	6.2	509 (114)	22.7	45.5	1.87	2097-V34PR6
LDAT-S054010-Exx	4.4					1.87	
LDAT-S054020-Exx	5.0					1.87	
... LDAT-S054050-Exx	5.0	1.87	1453 (327)				

Performance specification data and curves reflect nominal system performance of a typical system with motor at 40 °C (104 °F) and drive at 40 °C (104 °F) ambient temperature, and rated line voltage. For additional information on ambient temperature and line conditions, refer to Motion Analyzer.

Performance Specifications (frame 70) with Kinetix 300 (400V-class) Drives

Linear Thruster Cat. No.	Velocity, max 460V AC m/s	System Continuous Stall Current A 0-pk	System Continuous Stall Force N (lb)	System Peak Stall Current A 0-pk	System Peak Stall Force N (lb)	Rated Output 460V AC kW	Kinetix 300 (400V-class) Drives Three-phase Operation
LDAT-S072010-Dxx	3.9	6.0	364 (82)	22.0	1055 (237)	1.37	2097-V34PR6
LDAT-S072020-Dxx	5.0					1.64	
LDAT-S072030-Dxx ... LDAT-S072070-Dxx						1.03	
LDAT-S072010-Exx ... LDAT-S072070-Exx	3.5	3.0		11.0		1.03	2097-V34PR5
LDAT-S073010-Exx ... LDAT-S073070-Exx	2.4	3.0	554 (125)	10.9	1576 (354)	1.01	2097-V34PR5
LDAT-S074010-Exx ... LDAT-S074070-Exx	3.5	6.0	730 (164)	21.7	2088 (469)	2.08	2097-V34PR6

Performance specification data and curves reflect nominal system performance of a typical system with motor at 40 °C (104 °F) and drive at 40 °C (104 °F) ambient temperature, and rated line voltage. For additional information on ambient temperature and line conditions, refer to Motion Analyzer.

Performance Specifications (frame 100) with Kinetix 300 (400V-class) Drives

Linear Thruster Cat. No.	Velocity, max 460V AC m/s	System Continuous Stall Current A 0-pk	System Continuous Stall Force N (lb)	System Peak Stall Current A 0-pk	System Peak Stall Force N (lb)	Rated Output 460V AC kW	Kinetix 300 (400V-class) Drives Three-phase Operation
LDAT-S102010-Dxx	3.4	5.7	456 (103)	21.0	1289 (290)	1.44	2097-V34PR5
LDAT-S102020-Dxx	4.4					1.74	
LDAT-S102030-Dxx ... LDAT-S102090-Dxx	5.0					1.91	
LDAT-S102010-Exx ... LDAT-S102090-Exx	2.6	2.9		10.5		0.96	2097-V34PR5
LDAT-S103010-Dxx	3.8	8.6	702 (158)	31.5	1935 (435)	2.41	2097-V34PR6
LDAT-S103020-Dxx ... LDAT-S103090-Dxx	5.0					2.93	
LDAT-S103010-Exx ... LDAT-S103090-Exx	1.8					2.9	
LDAT-S104010-Exx ... LDAT-S104090-Exx	2.7	5.7	929 (209)	21.0	2578 (580)	2.07	2097-V34PR5
LDAT-S106010-Exx ... LDAT-S106090-Exx	2.7	8.6	1403 (315)	31.5	3871 (870)	2.94	2097-V34PR6

Performance specification data and curves reflect nominal system performance of a typical system with motor at 40 °C (104 °F) and drive at 40 °C (104 °F) ambient temperature, and rated line voltage. For additional information on ambient temperature and line conditions, refer to Motion Analyzer.

Performance Specifications (frame 150) with Kinetix 300 (400V-class) Drives

Linear Thruster Cat. No.	Velocity, max 460V AC m/s	System Continuous Stall Current A 0-pk	System Continuous Stall Force N (lb)	System Peak Stall Current A 0-pk	System Peak Stall Force N (lb)	Rated Output 460V AC kW	Kinetix 300 (400V-class) Drives Three-phase Operation
LDAT-S152010-Dxx	3.2	5.3	643 (145)	19.5	1799 (404)	1.76	2097-V34PR5
LDAT-S152020-Dxx ... LDAT-S152090-Dxx	3.5					1.89	
LDAT-S152010-Exx ... LDAT-S152090-Exx	1.8					0.87	
LDAT-S153010-Dxx ... LDAT-S153090-Dxx	3.6	8.0	978 (220)	29.1	2680 (602)	2.87	2097-V34PR6
LDAT-S153010-Exx ... LDAT-S153090-Exx	1.2	2.7		9.1		0.80	2097-V34PR3
LDAT-S154010-Exx ... LDAT-S154090-Exx	1.8	5.3	1306 (294)	19.5	3597 (809)	1.78	2097-V34PR5
LDAT-S156010-Exx ... LDAT-S156090-Exx	1.8	8.1	1997 (449)	19.8	5469 (1229)	2.71	2097-V34PR6

Performance specification data and curves reflect nominal system performance of a typical system with motor at 40 °C (104 °F) and drive at 40 °C (104 °F) ambient temperature, and rated line voltage. For additional information on ambient temperature and line conditions, refer to Motion Analyzer.

Kinetix MPAS Performance Specifications with Kinetix 300/350 Drives

IMPORTANT Kinetix 300 and Kinetix 350 drives are compatible with MPAS-Axxxx-VxxSxA (ballscrew) stages. Only Kinetix 300 drives are compatible with MPAS-Axxxx-ALMx2C (direct-drive) stages.

Performance Specifications with Kinetix 300/350 (200V-class, single-phase) Drives

Linear Stage Cat. No.	Maximum Speed mm/s (in/s)	System Continuous Stall Current A 0-pk	System Continuous Stall Force N (lb)	System Peak Stall Current A 0-pk	System Peak Stall Force N (lb)	Motor Output Power Rating kW	Kinetix 300/350 200V-class Single-phase Drives
MPAS-Axxxx1-V05SxA	200 (7.9) ⁽¹⁾	3.09	521 (117)	6.10	1212 (272)	0.37	2097-V33PR3-xx 2097-V32PR2-xx 2097-V31PR2-xx
MPAS-Axxxx2-V20SxA	1124 (44.3) ⁽²⁾	4.54	462 (104)	9.10	968 (218)	0.62	2097-V33PR3-xx 2097-V32PR2-xx 2097-V31PR2-xx
MPAS-A6xxxB-ALM02C	5000 (200) ⁽³⁾	5.3	105 (23.6)	15.8	359 (80.7)	0.32	2097-V33PR3-xx 2097-V32PR2-xx 2097-V31PR2-xx
MPAS-A6xxxB-ALMS2C		4.7	83.0 (18.7)	14.2	312 (70.1)	0.29	
MPAS-A8xxxE-ALM02C		7.0	189 (42.5)	18.5	456 (103)	0.53	
MPAS-A8xxxE-ALMS2C		6.3	159 (35.7)	16.7	399 (89.7)	0.48	2097-V33PR5-xx 2097-V32PR4-xx
MPAS-A9xxxK-ALM02C		6.7	285 (64.1)	18.3	680 (153)	0.77	
MPAS-A9xxxK-ALMS2C		6.1	245 (55.1)	16.5	601 (135)	0.69	

- (1) For 900 mm stroke length, maximum speed is 176 mm/s (6.9 in/s). For 1020 mm stroke length, maximum speed is 143 mm/s (5.6 in/s).
- (2) For 780 mm stroke length, maximum speed is 889 mm/s (35.0 in/s). For 900 mm stroke length, maximum speed is 715 mm/s (28.2 in/s). For 1020 mm stroke length, maximum speed is 582 mm/s (22.9 in/s).
- (3) Due to the short travel of many of these stages and the distance needed to reach a maximum velocity of 5000 mm/s (200 in./s), the maximum velocity of these stages is often less than 5000 mm/s (200 in./s). For the maximum velocity of each linear stage according to stroke length, refer to the Kinetix Linear Motion Specifications Technical Data, publication [KNX-TD002](#).

Performance Specifications with Kinetix 300/350 (200V-class, three-phase) Drives

Linear Stage Cat. No.	Maximum Speed mm/s (in/s)	System Continuous Stall Current A 0-pk	System Continuous Stall Force N (lb)	System Peak Stall Current A 0-pk	System Peak Stall Force N (lb)	Motor Output Power Rating kW	Kinetix 300/350 200V-class Three-phase Drives
MPAS-Axxxx1-V05SxA	200 (7.9) ⁽¹⁾	3.09	521 (117)	6.10	1212 (272)	0.37	2097-V33PR3-xx
MPAS-Axxxx2-V20SxA	1124 (44.3) ⁽²⁾	4.54	462 (104)	9.10	968 (218)	0.62	
MPAS-A6xxxB-ALM02C	5000 (200) ⁽³⁾	5.3	105 (23.6)	15.8	359 (80.7)	0.32	2097-V33PR3
MPAS-A6xxxB-ALMS2C		4.7	83.0 (18.7)	14.2	312 (70.1)	0.29	
MPAS-A8xxxE-ALM02C		7.0	189 (42.5)	18.5	456 (103)	0.53	2097-V33PR5
MPAS-A8xxxE-ALMS2C		6.3	159 (35.7)	16.7	399 (89.7)	0.48	
MPAS-A9xxxK-ALM02C		6.7	285 (64.1)	18.3	680 (153)	0.77	
MPAS-A9xxxK-ALMS2C		6.1	245 (55.1)	16.5	601 (135)	0.69	

(1) For 900 mm stroke length, maximum speed is 176 mm/s (6.9 in/s). For 1020 mm stroke length, maximum speed is 143 mm/s (5.6 in/s).

(2) For 780 mm stroke length, maximum speed is 889 mm/s (35.0 in/s). For 900 mm stroke length, maximum speed is 715 mm/s (28.2 in/s). For 1020 mm stroke length, maximum speed is 582 mm/s (22.9 in/s).

(3) Due to the short travel of many of these stages and the distance needed to reach a maximum velocity of 5000 mm/s (200 in/s), the maximum velocity of these stages is often less than 5000 mm/s (200 in/s). For the maximum velocity of each linear stage according to stroke length, refer to the Kinetix Linear Motion Specifications Technical Data, publication [KNX-TD002](#).

Performance specification data and curves reflect nominal system performance of a typical system with motor at 40 °C (104 °F) and drive at 40 °C (104 °F) ambient temperature, and rated line voltage. For additional information on ambient temperature and line conditions, refer to Motion Analyzer.

IMPORTANT Kinetix 300 and Kinetix 350 drives are compatible with MPAS-Axxxx-VxxSxA (ballscrew) stages. Only Kinetix 300 drives are compatible with MPAS-Axxxx-ALMx2C (direct-drive) stages.

Performance Specifications with Kinetix 300/350 (400V-class) Drives

Linear Stage Cat. No.	Maximum Speed mm/s (in/s)	System Continuous Stall Current A 0-pk	System Continuous Stall Force N (lb)	System Peak Stall Current A 0-pk	System Peak Stall Force N (lb)	Motor Output Power Rating kW	Kinetix 300/350 400V-class Three-phase Drives
MPAS-Bxxxx1-V05SxA	200 (7.9) ⁽¹⁾	1.75	521 (117)	3.50	1212 (272)	0.37	2097-V34PR3-xx
MPAS-Bxxxx2-V20SxA	1124 (44.3) ⁽²⁾	3.30	462 (104)	6.60	968 (218)	0.62	2097-V34PR5-xx
MPAS-B8xxxF-ALM02C	5000 (200) ⁽³⁾	3.50	189 (42.5)	9.30	456 (103)	0.527	2097-V34PR5
MPAS-B8xxxF-ALMS2C		3.15	159 (35.7)	8.37	399 (89.7)	0.475	
MPAS-B9xxxL-ALM02C		3.40	285 (64.1)	9.10	680 (153)	0.768	
MPAS-B9xxxL-ALMS2C		3.03	245 (55.1)	8.19	601 (135)	0.69	

(1) For 900 mm stroke length, maximum speed is 176 mm/s (6.9 in/s). For 1020 mm stroke length, maximum speed is 143 mm/s (5.6 in/s).

(2) For 780 mm stroke length, maximum speed is 889 mm/s (35.0 in/s). For 900 mm stroke length, maximum speed is 715 mm/s (28.2 in/s). For 1020 mm stroke length, maximum speed is 582 mm/s (22.9 in/s).

(3) Due to the short travel of many of these stages and the distance needed to reach a maximum velocity of 5000 mm/s (200 in/s), the maximum velocity of these stages is often less than 5000 mm/s (200 in/s). For the maximum velocity of each linear stage according to stroke length, refer to the Kinetix Linear Motion Specifications Technical Data, publication [KNX-TD002](#).

Kinetix MPAR Performance Specifications with Kinetix 300/350 Drives

Performance Specifications with Kinetix 300/350 (200V-class, single-phase) Drives

Electric Cylinder Cat. No.	Maximum Speed mm/s (in/s)	System Continuous Stall Current A 0-pk	System Continuous Stall Force N (lb)	System Peak Stall Current A 0-pk	System Peak Stall Force N (lb)	Motor Output Power Rating kW	Kinetix 300/350 400V-class Single-phase Drives
MPAR-A1xxxB	150	1.15	240 (53.9)	1.35	300 (67.4)	0.036	2097-V33PR1-xx 2097-V32PR0-xx 2097-V31PR0-xx
MPAR-A1xxxE	500	2.16	280 (62.9)	2.48	350 (78.7)	0.140	
MPAR-A2xxxC	250	2.42	420 (94.4)	2.72	525 (118)	0.105	
MPAR-A2xxxF	640	4.54	640 (144)	5.41	800 (180)	0.410	2097-V33PR3-xx 2097-V32PR2-xx 2097-V31PR2-xx
MPAR-A3xxxE	500	10.33	2000 (450)	12.34	2500 (562)	1.00	2097-V33PR5-xx 2097-V32PR4-xx

Performance Specifications with Kinetix 300/350 (200V-class, three-phase) Drives

Electric Cylinder Cat. No.	Maximum Speed mm/s (in/s)	System Continuous Stall Current A 0-pk	System Continuous Stall Force N (lb)	System Peak Stall Current A 0-pk	System Peak Stall Force N (lb)	Motor Output Power Rating kW	Kinetix 300/350 200V-class Three-phase Drives
MPAR-A1xxxB	150	1.15	240 (53.9)	1.35	300 (67.4)	0.036	2097-V33PR1-xx
MPAR-A1xxxE	500	2.16	280 (62.9)	2.48	350 (78.7)	0.140	
MPAR-A2xxxC	250	2.42	420 (94.4)	2.72	525 (118)	0.105	
MPAR-A2xxxF	640	4.54	640 (144)	5.41	800 (180)	0.410	2097-V33PR3-xx
MPAR-A3xxxE	500	10.33	2000 (450)	12.34	2500 (562)	1.00	2097-V33PR5-xx
MPAR-A3xxxH	1000	12.20	1300 (292)	16.40	1625 (365)	1.30	2097-V33PR6-xx

Performance Specifications with Kinetix 300/350 (400V-class, three-phase) Drives

Electric Cylinder Cat. No.	Maximum Speed mm/s (in/s)	System Continuous Stall Current A 0-pk	System Continuous Stall Force N (lb)	System Peak Stall Current A 0-pk	System Peak Stall Force N (lb)	Motor Output Power Rating kW	Kinetix 300/350 400V-class Three-phase Drives
MPAR-B1xxxB	150	1.15	240 (53.9)	1.35	300 (67.4)	0.036	2097-V34PR3-xx
MPAR-B1xxxE	500	1.49	280 (62.9)	1.71	350 (78.7)	0.140	
MPAR-B2xxxC	250	1.67	420 (94.4)	1.90	525 (118)	0.105	
MPAR-B2xxxF	640	3.29	640 (144)	3.93	800 (180)	0.410	2097-V34PR5-xx
MPAR-B3xxxE	500	5.16	2000 (450)	6.17	2500 (562)	1.00	
MPAR-B3xxxH	1000	6.13	1300 (292)	6.79	1625 (365)	1.30	2097-V34PR6-xx

Performance specification data and curves reflect nominal system performance of a typical system with motor at 40 °C (104 °F) and drive at 40 °C (104 °F) ambient temperature, and rated line voltage. For additional information on ambient temperature and line conditions, refer to Motion Analyzer.

Kinetix MPAI Performance Specifications with Kinetix 300/350 (200V-class) Drives

Performance Specifications (ballscrew) with Kinetix 300/350 (200V-class, single-phase) Drives

Electric Cylinder Cat. No.	Maximum Speed mm/s (in/s)	System Continuous Stall Current A 0-pk	System Continuous Stall Force N (lb)		System Peak Stall Current A 0-pk	System Peak Stall Force N (lb)	Motor Output Power Rating kW	Kinetix 300/350 200V-class Single-phase Drives
			25 °C (77 °F)	40 °C (104 °F)				
MPAI-A2076CV1	305 (12)	1.80	890 (200)	706 (159)	4.50	1446 (325)	0.22	2097-V33PR1-xx 2097-V32PR0-xx 2097-V31PR0-xx
MPAI-A2150CV3		2.47	1446 (325)	1147 (258)	6.20		0.25	
MPAI-A2300CV3								
MPAI-A3076CM1	305 (12)	2.68	1624 (365)	1290 (290)	8.90	4448 (1000)	0.27	2097-V33PR3-xx 2097-V32PR2-xx 2097-V31PR2-xx
MPAI-A3076EM1	610 (24)		814 (183)	645 (145)		2570 (578)		
MPAI-A3150CM3	279 (11)	5.61	4003 (900)	3176 (714)	8.40	4448 (1000)	0.39	2097-V33PR3-xx 2097-V32PR2-xx 2097-V31PR2-xx
MPAI-A3300CM3	188 (7.3)							
MPAI-A3450CM3	188 (7.3)							
MPAI-A3150EM3	559 (22)		2002 (450)	1588 (357)	14.14	4003 (900)		
MPAI-A3300EM3	376 (15)							
MPAI-A3450EM3	376 (15)							
MPAI-A4150CM3	279 (11)	10.89	7784 (1750)	6179 (1389)	17.07	8896 (2000)	0.43	2097-V33PR5-xx 2097-V32PR4-xx
MPAI-A4300CM3	245 (9.5)							
MPAI-A4450CM3	245 (9.5)							
MPAI-A4150EM3	559 (22)		3892 (875)	3092 (695)	27.44	7784 (1750)		
MPAI-A4300EM3	491 (19)							
MPAI-A4450EM3	491 (19)							

Performance Specifications (roller screw) with Kinetix 300/350 (200V-class, single-phase) Drives

Electric Cylinder Cat. No.	Maximum Speed mm/s (in/s)	System Continuous Stall Current A 0-pk	System Continuous Stall Force N (lb)		System Peak Stall Current A 0-pk	System Peak Stall Force N (lb)	Motor Output Power Rating kW	Kinetix 300/350 200V-class Single-phase Drives
			25 °C (77 °F)	40 °C (104 °F)				
MPAI-A3076RM1	305 (12)	2.87	1557 (350)	1237 (278)	8.90	4862 (1093)	0.27	2097-V33PR3-xx 2097-V32PR2-xx 2097-V31PR2-xx
MPAI-A3076SM1	610 (24)		778 (175)	618 (139)		2431 (547)		
MPAI-A3150RM3	279 (11)	5.61	3781 (850)	3003 (675)	14.14	7562 (1700)	0.39	2097-V33PR3-xx 2097-V32PR2-xx 2097-V31PR2-xx
MPAI-A3300RM3	176 (6.9)							
MPAI-A3450RM3	176 (6.9)							
MPAI-A3150SM3	559 (22)		1891 (425)	1499 (337)		3781 (850)		
MPAI-A3300SM3	353 (14)							
MPAI-A3450SM3	353 (14)							
MPAI-A4150RM3	279 (11)	10.89	7340 (1650)	5827 (1310)	27.44	14,679 (3300)	0.43	2097-V33PR5-xx 2097-V32PR4-xx
MPAI-A4300RM3	196 (7.6)							
MPAI-A4450RM3	196 (7.6)							
MPAI-A4150SM3	559 (22)		3670 (825)	2914 (655)		7340 (1650)		
MPAI-A4300SM3	393 (15)							
MPAI-A4450SM3	393 (15)							

Performance specification data and curves reflect nominal system performance of a typical system with motor at 40 °C (104 °F) and drive at 40 °C (104 °F) ambient temperature, and rated line voltage. For additional information on ambient temperature and line conditions, refer to Motion Analyzer.

Performance Specifications (ballscrew) with Kinetix 300/350 (200V-class, three-phase) Drives

Electric Cylinder Cat. No.	Maximum Speed mm/s (in/s)	System Continuous Stall Current A 0-pk	System Continuous Stall Force N (lb)		System Peak Stall Current A 0-pk	System Peak Stall Force N (lb)	Motor Output Power Rating kW	Kinetix 300/350 200V-class Three-phase Drives
			25 °C (77 °F)	40 °C (104 °F)				
MPAI-A2076CV1	305 (12)	1.80	890 (200)	706 (159)	4.50	1446 (325)	0.22	2097-V33PR1-xx
MPAI-A2150CV3		2.47	1446 (325)	1147 (258)	6.20		0.25	2097-V33PR3-xx
MPAI-A2300CV3								
MPAI-A3076CM1	305 (12)	2.68	1624 (365)	1290 (290)	8.90	4448 (1000)	0.27	2097-V33PR3-xx
MPAI-A3076EM1	610 (24)		814 (183)	645 (145)		2570 (578)		
MPAI-A3150CM3	279 (11)	5.61	4003 (900)	3176 (714)	8.40	4448 (1000)	0.39	2097-V33PR3-xx
MPAI-A3300CM3	188 (7.3)							
MPAI-A3450CM3	188 (7.3)							
MPAI-A3150EM3	559 (22)		2002 (450)	1588 (357)	14.14	4003 (900)		
MPAI-A3300EM3	559 (22)							
MPAI-A3450EM3	376 (15)							
MPAI-A4150CM3	279 (11)	10.89	7784 (1750)	6179 (1389)	17.07	8896 (2000)	0.43	2097-V33PR5-xx
MPAI-A4300CM3	245 (9.5)							
MPAI-A4450CM3	245 (9.5)							
MPAI-A4150EM3	559 (22)		3892 (875)	3092 (695)	27.44	7784 (1750)		
MPAI-A4300EM3	559 (22)							
MPAI-A4450EM3	491 (19)							
MPAI-A5xxxCM3	200 (7.8)	13.25	13,123 (2950)	10,415 (2341)	16.70	13,345 (3000)	0.55	2097-V33PR6-xx
MPAI-A5xxxEM3	400 (15.6)		6562 (1475)	5208 (1171)	33.40	13,122 (2950)		

Performance Specifications (roller screw) with Kinetix 300/350 (200V-class, three-phase) Drives

Electric Cylinder Cat. No.	Maximum Speed mm/s (in/s)	System Continuous Stall Current A 0-pk	System Continuous Stall Force N (lb)		System Peak Stall Current A 0-pk	System Peak Stall Force N (lb)	Motor Output Power Rating kW	Kinetix 300/350 200V-class Three-phase Drives
			25 °C (77 °F)	40 °C (104 °F)				
MPAI-A3076RM1	305 (12)	2.87	1557 (350)	1237 (278)	8.90	4862 (1093)	0.27	2097-V33PR3-xx
MPAI-A3076SM1	610 (24)		778 (175)	618 (139)		2431 (547)		
MPAI-A3150RM3	279 (11)	5.61	3781 (850)	3003 (675)	14.14	7562 (1700)	0.39	2097-V33PR3-xx
MPAI-A3300RM3	176 (6.9)							
MPAI-A3450RM3	176 (6.9)							
MPAI-A3150SM3	559 (22)		1891 (425)	1499 (337)		3781 (850)		
MPAI-A3300SM3	559 (22)							
MPAI-A3450SM3	353 (14)							
MPAI-A4150RM3	279 (11)	10.89	7340 (1650)	5827 (1310)	27.44	14,679 (3300)	0.43	2097-V33PR5-xx
MPAI-A4300RM3	196 (7.6)							
MPAI-A4450RM3	196 (7.6)							
MPAI-A4150SM3	559 (22)		3670 (825)	2914 (655)		7340 (1650)		
MPAI-A4300SM3	559 (22)							
MPAI-A4450SM3	393 (15)							

Performance specification data and curves reflect nominal system performance of a typical system with motor at 40 °C (104 °F) and drive at 40 °C (104 °F) ambient temperature, and rated line voltage. For additional information on ambient temperature and line conditions, refer to Motion Analyzer.

Kinetix MPAI Performance Specifications with Kinetix 300/350 (400V-class) Drives

Performance Specifications (ballscrew) with Kinetix 300/350 (400V-class, three-phase) Drives

Electric Cylinder Cat. No.	Maximum Speed mm/s (in/s)	System Continuous Stall Current A 0-pk	System Continuous Stall Force N (lb)		System Peak Stall Current A 0-pk	System Peak Stall Force N (lb)	Motor Output Power Rating kW	Kinetix 300/350 400V-class Three-phase Drives
			25 °C (77 °F)	40 °C (104 °F)				
MPAI-B2076CV1	305 (12)	0.90	890 (200)	706 (159)	2.30	1446 (325)	0.22	2097-V34PR3-xx
MPAI-B2150CV3		1.29	1446 (325)	1147 (258)	3.25		0.25	
MPAI-B2300CV3								
MPAI-B3076CM1	305 (12)	1.35	1624 (365)	1290 (290)	4.57	4448 (1000)	0.27	2097-V34PR3-xx
MPAI-B3076EM1	610 (24)		814 (183)	645 (145)		2570 (578)		
MPAI-B3150CM3	279 (11)	2.81	4003 (900)	3176 (714)	4.30	4448 (1000)	0.39	2097-V34PR5-xx
MPAI-B3300CM3	188 (7.3)							
MPAI-B3450CM3	188 (7.3)		2002 (450)	1588 (357)	7.07	4003 (900)		
MPAI-B3150EM3	559 (22)							
MPAI-B3300EM3	559 (22)							
MPAI-B3450EM3	376 (15)							
MPAI-B4150CM3	279 (11)	5.61	7784 (1750)	6179 (1389)	8.68	8896 (2000)	0.43	2097-V34PR5-xx
MPAI-B4300CM3	245 (9.5)							
MPAI-B4450CM3	245 (9.5)		3892 (875)	3092 (695)	14.14	7784 (1750)		
MPAI-B4150EM3	559 (22)							
MPAI-B4300EM3	559 (22)							
MPAI-B4450EM3	491 (19)							
MPAI-B5xxxCM3	200 (7.8)	6.62	13,123 (2950)	10,415 (2341)	8.48	13,345 (3000)	0.55	2097-V34PR6-xx
MPAI-B5xxxEM3	400 (15.6)		6562 (1475)	5208 (1171)	16.70	13,122 (2950)		

Performance Specifications (roller screw) with Kinetix 300/350 (400V-class, three-phase) Drives

Electric Cylinder Cat. No.	Maximum Speed mm/s (in/s)	System Continuous Stall Current A 0-pk	System Continuous Stall Force N (lb)		System Peak Stall Current A 0-pk	System Peak Stall Force N (lb)	Motor Output Power Rating kW	Kinetix 300/350 400V-class Three-phase Drives
			25 °C (77 °F)	40 °C (104 °F)				
MPAI-B3076RM1	305 (12)	1.45	1557 (350)	1237 (278)	4.57	4862 (1093)	0.27	2097-V34PR3-xx
MPAI-B3076SM1	610 (24)		778 (175)	618 (139)		2431 (547)		
MPAI-B3150RM3	279 (11)	2.81	3781 (850)	3003 (675)	7.07	7562 (1700)	0.39	2097-V34PR5-xx
MPAI-B3300RM3	176 (6.9)							
MPAI-B3450RM3	176 (6.9)		1891 (425)	1499 (337)		3781 (850)		
MPAI-B3150SM3	559 (22)							
MPAI-B3300SM3	559 (22)							
MPAI-B3450SM3	353 (14)							
MPAI-B4150RM3	279 (11)	5.61	7340 (1650)	5827 (1310)	14.14	14,679 (3300)	0.43	2097-V34PR5-xx
MPAI-B4300RM3	196 (7.6)							
MPAI-B4450RM3	196 (7.6)		3670 (825)	2914 (655)		7340 (1650)		
MPAI-B4150SM3	559 (22)							
MPAI-B4300SM3	559 (22)							
MPAI-B4450SM3	393 (15)							

Performance specification data and curves reflect nominal system performance of a typical system with motor at 40 °C (104 °F) and drive at 40 °C (104 °F) ambient temperature, and rated line voltage. For additional information on ambient temperature and line conditions, refer to Motion Analyzer.

LDC-Series Performance Specifications with Kinetix 300 Drives

Performance Specifications with Kinetix 300 (200V-class, single-phase) Drives

Linear Motor Cat. No.	Maximum Speed m/s (ft/s)	System Continuous Stall Current ⁽¹⁾ A 0-pk	System Continuous Stall Force ⁽¹⁾ N (lb)	System Peak Stall Current A 0-pk	System Peak Stall Force N (lb)	Linear Motor Rated Output ⁽¹⁾ kW	Kinetix 300 200V-class Single-phase Drives ⁽²⁾
LDC-C030100-DHT	10.0 (32.8)	4.1...6.1	74...111 (17...25)	12.1	188 (42)	0.37...0.55	2097-V33PR3 2097-V32PR2 2097-V31PR2
LDC-C030200-DHT		8.1...12.2	148...222 (33...50)	24.3	375 (84)	0.74...1.11	2097-V33PR5 2097-V32PR4
LDC-C030200-EHT		4.1...6.1		12.1			
LDC-C050100-DHT	10.0 (32.8)	3.9...5.9	119...179 (27...40)	11.7	302 (68)	0.59...0.89	2097-V33PR3 2097-V32PR2 2097-V31PR2
LDC-C050200-DHT		7.9...11.8	240...359 (54...81)	23.3	600 (135)	1.20...1.79	2097-V33PR5 2097-V32PR4
LDC-C050200-EHT		3.9...5.9		11.6			
LDC-C050300-EHT		3.9...5.9	363...544 (82...122)	12.0	941 (212)	1.81...2.72	2097-V33PR3 2097-V32PR2 2097-V31PR2
LDC-C075200-DHT	10.0 (32.8)	7.7...11.5	348...523 (78...117)	22.9	882 (198)	1.74...2.61	2097-V33PR5 2097-V32PR4
LDC-C075200-EHT		3.8...5.7		11.5			
LDC-C075300-EHT		3.8...5.7	523...784 (117...176)	11.9	1368 (308)	2.61...3.92	2097-V33PR3 2097-V32PR2 2097-V31PR2
LDC-C075400-EHT		7.7...11.5	697...1045 (157...235)	23.7	1824 (410)	3.48...5.22	2097-V33PR5 2097-V32PR4
LDC-C100300-DHT	10.0 (32.8)	11.1...16.7	674...1012 (152...227)	34.3	1767 (397)	3.37...5.06	2097-V33PR3 2097-V32PR2 2097-V31PR2
LDC-C100300-EHT		3.7...5.6		11.4			
LDC-C100400-EHT		7.4...11.1	899...1349 (202...303)	22.8	2356 (530)	4.49...6.74	2097-V33PR5 2097-V32PR4

(1) Values represent the range between no cooling (low value) and water cooling (high value).

(2) Drives selected are for motors with no cooling.

Performance specification data and curves reflect nominal system performance of a typical system with motor at 40 °C (104 °F) and drive at 40 °C (104 °F) ambient temperature, and rated line voltage. For additional information on ambient temperature and line conditions, refer to Motion Analyzer.

Performance Specifications with Kinetix 300 (200V-class, three-phase) Drives

Linear Motor Cat. No.	Maximum Speed m/s (ft/s)	System Continuous Stall Current ⁽¹⁾ A 0-pk	System Continuous Stall Force ⁽¹⁾ N (lb)	System Peak Stall Current A 0-pk	System Peak Stall Force N (lb)	Linear Motor Rated Output ⁽¹⁾ kW	Kinetix 300 200V-class Three-phase Drives ⁽²⁾
LDC-C030100-DHT	10.0 (32.8)	4.1...6.1	74...111 (17...25)	12.1	188 (42)	0.37...0.55	2097-V33PR3
LDC-C030200-DHT		8.1...12.2	148...222 (33...50)	24.3	375 (84)	0.74...1.11	2097-V33PR5 2097-V33PR3
LDC-C030200-EHT		4.1...6.1		12.1			
LDC-C050100-DHT	10.0 (32.8)	3.9...5.9	119...179 (27...40)	11.7	302 (68)	0.59...0.89	2097-V33PR3
LDC-C050200-DHT		7.9...11.8	240...359 (54...81)	23.3	600 (135)	1.20...1.79	2097-V33PR5 2097-V33PR3
LDC-C050200-EHT		3.9...5.9		11.6			
LDC-C050300-DHT		11.8...17.7	363...544 (82...122)	35.9	941 (212)	1.81...2.72	2097-V33PR6 2097-V33PR3
LDC-C050300-EHT	3.9...5.9	12.0					
LDC-C075200-DHT	10.0 (32.8)	7.7...11.5	348...523 (78...117)	22.9	882 (198)	1.74...2.61	2097-V33PR5 2097-V33PR3
LDC-C075200-EHT		3.8...5.7		11.5			
LDC-C075300-DHT		11.5...17.2	523...784 (117...176)	35.6	1368 (308)	2.61...3.92	2097-V33PR6 2097-V33PR3
LDC-C075300-EHT		3.8...5.7		11.9			
LDC-C075400-DHT		15.3...23.0	697...1045 (157...235)	47.4	1824 (410)	3.48...5.22	2097-V33PR6 2097-V33PR5
LDC-C075400-EHT		7.7...11.5		23.7			
LDC-C100300-DHT	10.0 (32.8)	11.1...16.7	674...1012 (152...227)	34.3	1767 (397)	3.37...5.06	2097-V33PR5 2097-V33PR3
LDC-C100300-EHT		3.7...5.6		11.4			
LDC-C100400-DHT		14.8...22.2	899...1349 (202...303)	45.7	2356 (530)	4.49...6.74	2097-V33PR6 2097-V33PR5
LDC-C100400-EHT		7.4...11.1		22.8			
LDC-C150400-DHT	10.0 (32.8)	14.1...21.1	1281...1922 (288...432)	45.2	3498 (786)	6.40...9.61	2097-V33PR6

(1) Values represent the range between no cooling (low value) and water cooling (high value).

(2) Drives selected are for motors with no cooling.

Performance specification data and curves reflect nominal system performance of a typical system with motor at 40 °C (104 °F) and drive at 40 °C (104 °F) ambient temperature, and rated line voltage. For additional information on ambient temperature and line conditions, refer to Motion Analyzer.

Performance Specifications with Kinetix 300 (400V-class, three-phase) Drives

Linear Motor Cat. No.	Maximum Speed m/s (ft/s)	System Continuous Stall Current ⁽¹⁾ A 0-pk	System Continuous Stall Force ⁽¹⁾ N (lb)	System Peak Stall Current A 0-pk	System Peak Stall Force N (lb)	Linear Motor Rated Output kW	Kinetix 300 400V-class Three-phase Drives
LDC-C030100-DHT	10.0 (32.8)	4.1...6.1	74...111 (17...25)	12.1	188 (42)	0.37...0.55	2097-V34PR5
LDC-C030200-DHT		8.1...12.2	148...222 (33...50)	24.3	375 (84)	0.74...1.11	2097-V34PR6
LDC-C030200-EHT		4.1...6.1		12.1			2097-V34PR5
LDC-C050100-DHT	10.0 (32.8)	3.9...5.9	119...179 (27...40)	11.7	302 (68)	0.59...0.89	2097-V34PR5
LDC-C050200-DHT		7.9...11.8	240...359 (54...81)	23.3	600 (135)	1.20...1.79	2097-V34PR6
LDC-C050200-EHT		3.9...5.9		11.6			2097-V34PR5
LDC-C050300-DHT		11.8...17.7	363...544 (82...122)	35.9	941 (212)	1.81...2.72	2097-V34PR6
LDC-C050300-EHT		3.9...5.9		12.0			2097-V34PR5
LDC-C075200-DHT		10.0 (32.8)	7.7...11.5	348...523 (78...117)	22.9	882 (198)	1.74...2.61
LDC-C075200-EHT	3.8...5.7		11.5		2097-V34PR5		
LDC-C075300-EHT	3.8...5.7		523...784 (117...176)	11.9	1368 (308)	2.61...3.92	2097-V34PR5
LDC-C075400-EHT	7.7...11.5		697...1045 (157...235)	23.7	1824 (410)	3.48...5.22	2097-V34PR6
LDC-C100300-EHT	10.0 (32.8)	3.7...5.6	674...1012 (152...227)	11.4	1767 (397)	3.37...5.06	2097-V34PR5
LDC-C100400-EHT		7.4...11.1	899...1349 (202...303)	22.8	2356 (530)	4.49...6.74	2097-V34PR6
LDC-C150400-EHT	10.0 (32.8)	7.0...10.6	1281...1922 (288...432)	22.6	3498 (786)	6.40...9.61	2097-V34PR6

(1) Values represent the range between no cooling (low value) and water cooling (high value).

Performance specification data and curves reflect nominal system performance of a typical system with motor at 40 °C (104 °F) and drive at 40 °C (104 °F) ambient temperature, and rated line voltage. For additional information on ambient temperature and line conditions, refer to Motion Analyzer.

LDL-Series Performance Specifications with Kinetix 300 (200V-class) Drives

Performance Specifications with Kinetix 300 (200V-class, single-phase) Drives

Linear Motor Cat. No.	Maximum Speed m/s (ft/s)	System Continuous Stall Current A 0-pk	System Continuous Stall Force N (lb)	System Peak Stall Current A 0-pk	System Peak Stall Force N (lb)	Linear Motor Rated Output kW	Kinetix 300 200V-class Single-phase Drives
LDL-N030120-DHT	10.0 (32.8)	3.0	63 (14)	9.9	209 (47)	0.31	2097-V33PR3 2097-V32PR2 2097-V31PR2
LDL-N030240-DHT		6.0	126 (28)	19.9	417 (94)	0.63	2097-V33PR5 2097-V32PR4
LDL-N030240-EHT		3.0		9.9			
LDL-T030120-DHT		3.0	72 (16)	9.9	239 (54)	0.36	2097-V32PR2 2097-V31PR2
LDL-T030240-DHT		6.0	144 (32)	19.9	479 (108)	0.72	2097-V33PR5 2097-V32PR4
LDL-T030240-EHT		3.0		9.9			
LDL-N050120-DHT	10.0 (32.8)	2.7	96 (22)	9.1	317 (71)	0.48	2097-V33PR1 2097-V32PRO 2097-V31PRO
LDL-N050240-DHT		5.5	191 (43)	18.1	635 (143)	0.95	2097-V33PR3 2097-V32PR2 2097-V31PR2
LDL-N050240-EHT		2.7		9.1			
LDL-N050360-DHT		8.2	287 (65)	27.2	952 (214)	1.43	2097-V33PR5 2097-V32PR4
LDL-N050360-EHT		2.7		9.1			
LDL-N050480-EHT		5.5	383 (86)	18.1	1269 (285)	1.91	2097-V33PR3 2097-V32PR2 2097-V31PR2
LDL-T050120-DHT		2.7	110 (25)	9.1	364 (82)	0.55	2097-V33PR1 2097-V32PRO 2097-V31PRO
LDL-T050240-DHT		5.5	220 (49)	18.1	728 (164)	1.10	2097-V33PR3 2097-V32PR2 2097-V31PR2
LDL-T050240-EHT		2.7		9.1			
LDL-T050360-DHT		8.2	329 (74)	27.2	1093 (246)	1.64	2097-V33PR5 2097-V32PR4
LDL-T050480-EHT	5.5	439 (99)	18.1	1457 (327)	2.19	2097-V33PR3 2097-V32PR2 2097-V31PR2	
LDL-N075480-DHT	10.0 (32.8)	9.9	519 (117)	32.8	1723 (387)	2.59	2097-V33PR5 2097-V32PR4
LDL-N075480-EHT		4.9		16.4			
LDL-T075480-DHT		9.9	596 (134)	32.8	1977 (444)	2.98	2097-V33PR5 2097-V32PR4
LDL-T075480-EHT		4.9		16.4			

Performance specification data and curves reflect nominal system performance of a typical system with motor at 40 °C (104 °F) and drive at 40 °C (104 °F) ambient temperature, and rated line voltage. For additional information on ambient temperature and line conditions, refer to Motion Analyzer.

Performance Specifications with Kinetix 300 (200V-class, three-phase) Drives

Linear Motor Cat. No.	Maximum Speed m/s (ft/s)	System Continuous Stall Current A 0-pk	System Continuous Stall Force N (lb)	System Peak Stall Current A 0-pk	System Peak Stall Force N (lb)	Linear Motor Rated Output kW	Kinetix 300 200V-class Three-phase Drives	
LDL-N030120-DHT	10.0 (32.8)	3.0	63 (14)	9.9	209 (47)	0.31	2097-V33PR3	
LDL-N030240-DHT		6.0	126 (28)	19.9	417 (94)	0.63	2097-V33PR5	
LDL-N030240-EHT		3.0		9.9			2097-V33PR3	
LDL-T030120-DHT		3.0	72 (16)	9.9	239 (54)	0.36	2097-V33PR3	
LDL-T030240-DHT		6.0	144 (32)	19.9	479 (108)	0.72	2097-V33PR5	
LDL-T030240-EHT		3.0		9.9			2097-V33PR3	
LDL-N050120-DHT	10.0 (32.8)	2.7	96 (22)	9.1	317 (71)	0.48	2097-V33PR1	
LDL-N050240-DHT		5.5	191 (43)	18.1	635 (143)	0.95	2097-V33PR3	
LDL-N050240-EHT		2.7		9.1			2097-V33PR1	
LDL-N050360-DHT		8.2	287 (65)	27.2	952 (214)	1.43	2097-V33PR5	
LDL-N050360-EHT		2.7		9.1			2097-V33PR1	
LDL-N050480-DHT		10.9	383 (86)	36.3	1269 (285)	1.91	2097-V33PR6	
LDL-N050480-EHT		5.5		18.1			2097-V33PR3	
LDL-T050120-DHT		2.7	110 (25)	9.1	364 (82)	0.55	2097-V33PR1	
LDL-T050240-DHT		5.5	220 (49)	18.1	728 (164)	1.10	2097-V33PR3	
LDL-T050240-EHT		2.7		9.1			2097-V33PR1	
LDL-T050360-DHT		8.2	329 (74)	27.2	1093 (246)	1.64	2097-V33PR5	
LDL-T050480-DHT		10.9	439 (99)	36.3	1457 (327)	2.19	2097-V33PR6	
LDL-T050480-EHT		5.5		18.1			2097-V33PR3	
LDL-N075480-DHT		10.0 (32.8)	9.9	519 (117)	32.8	1723 (387)	2.59	2097-V33PR5
LDL-N075480-EHT			4.9		16.4			2097-V33PR3
LDL-T075480-DHT			9.9	596 (134)	32.8	1977 (444)	2.98	2097-V33PR5
LDL-T075480-EHT			4.9		16.4			2097-V33PR3

Performance specification data and curves reflect nominal system performance of a typical system with motor at 40 °C (104 °F) and drive at 40 °C (104 °F) ambient temperature, and rated line voltage. For additional information on ambient temperature and line conditions, refer to Motion Analyzer.

Notes:

Additional Resources

These documents contain additional information concerning related products from Rockwell Automation.

Resource	Description
Kinetix Rotary Motion Specifications, publication KNX-TD001	Provides product specifications for Kinetix VP, Kinetix MP, Kinetix TLP, Kinetix TL and TLY, and Kinetix HPK rotary motors.
Kinetix Linear Motion Specifications, publication KNX-TD002	Provides product specifications for Kinetix MPAS and MPMA linear stages, Kinetix VPAR, MPAI electric cylinders, and LDC-Series and LDL-Series linear motors.
Kinetix Servo Drives Specifications, publication KNX-TD003	Provides product specifications for Kinetix Integrated Motion over the EtherNet/IP network, Integrated Motion over Sercos interface, EtherNet/IP networking, and component servo drive families.
Kinetix Motion Accessories Specifications, publication KNX-TD004	Provides product specifications for 2090-Series motor cables, interface cables, low-profile connector kits, drive power components, and other servo drive accessory items.
Kinetix 5700 Drive Systems Design Guide, publication KNX-RM010	Provides system design guide to determine and select the required (drive specific) drive module, power accessory, connector kit, motor cable, and interface cable catalog numbers for your drive and motor/actuator motion control system. Included are system performance specifications and torque/speed curves (rotary motion) and force/velocity curves (linear motion) for your motion application.
Kinetix 5500 Drive Systems Design Guide, publication KNX-RM009	
Kinetix 5300 Drive Systems Design Guide, publication KNX-RM012	
Kinetix 5100 Drive Systems Design Guide, publication KNX-RM011	
Kinetix 6000 and Kinetix 6200/6500 Drive Systems Design Guide, publication KNX-RM003	
Kinetix 300/350 Drive Systems Design Guide, publication KNX-RM004	
Kinetix 3 Drive Systems Design Guide, publication KNX-RM005	
Kinetix 2000 Drive Systems Design Guide, publication KNX-RM006	
Kinetix 7000 Drive Systems Design Guide, publication GMC-RM007	
Kinetix Halogen-free PUR and PVC Single Motor Cables Quick Reference, publication 2090-OR002	
Kinetix 5700 Safe Monitor Functions Safety Reference Manual, publication 2198-RM001	Provides a description of integrated stopping functions and safe monitoring functions with a Logix 5000 controller and Kinetix 5700 servo drives.
Kinetix 6200 and Kinetix 6500 Safe Speed Monitoring Servo Drives Safety Reference Manual, publication 2094-RM001	Provides information on how to wire, configure, and troubleshoot the safe-speed features of your Kinetix 6200 and Kinetix 6500 drives.
Kinetix 6200 and Kinetix 6500 Safe Torque-off Servo Drives Safety Reference Manual, publication 2094-RM002	Provides information on how to wire, configure, and troubleshoot the safe torque-off features of your Kinetix 6200 and Kinetix 6500 drives.
System Design for Control of Electrical Noise Reference Manual, publication GMC-RM001	Provides information, examples, and techniques designed to minimize system failures caused by electrical noise.
Industrial Ethernet Media Brochure, publication 1585-BR001	Provides information to determine the Bulletin 1585 Ethernet cable that fits your application and the product specifications to help select the appropriate components.
Ethernet Reference Manual, ENET-RM002	Describes basic Ethernet concepts, infrastructure components, and infrastructure features.
Access Motion Analyzer from: https://motionanalyzer.rockwellautomation.com .	Provides comprehensive motion application sizing tool used for analysis, optimization, selection, and validation of your Kinetix Motion Control system.
Rockwell Automation Product Selection website, rok.auto/systemtools	Provides online product selection and system configuration tools, including AutoCAD (DXF) drawings.
Product Certifications website, rok.auto/certifications	Provides declarations of conformity, certificates, and other certification details.

You can view or download publications at rok.auto/literature.

Rockwell Automation Support

Use these resources to access support information.

Technical Support Center	Find help with how-to videos, FAQs, chat, user forums, and product notification updates.	rok.auto/support
Knowledgebase	Access Knowledgebase articles.	rok.auto/knowledgebase
Local Technical Support Phone Numbers	Locate the telephone number for your country.	rok.auto/phonesupport
Literature Library	Find installation instructions, manuals, brochures, and technical data publications.	rok.auto/literature
Product Compatibility and Download Center (PCDC)	Download firmware, associated files (such as AOP, EDS, and DTM), and access product release notes.	rok.auto/pcdc

Documentation Feedback





Your comments help us serve your documentation needs better. If you have any suggestions on how to improve our content, complete the form at rok.auto/docfeedback.

Allen-Bradley, CompactLogix, ControlLogix, Encompass, expanding human possibility, GuardLogix, Integrated Architecture, Kinetix, LDC-Series, LDL-Series, Logix 5000, Micro800, Micro830, Micro850, MicroLogix, PanelView, PartnerNetwork, POINT Guard I/O, POINT I/O, PowerFlex, Rockwell Automation, RSLogix 500, RSLogix 5000, Stratix, Studio 5000, and Studio 5000 Logix Designer are trademarks of Rockwell Automation, Inc.

CIP, CIP Motion, CIP Safety, CIP Security, CIP Sync, and EtherNet/IP are trademarks of ODVA, Inc. Trademarks not belonging to Rockwell Automation are property of their respective companies. Trademarks not belonging to Rockwell Automation are property of their respective companies.

Rockwell Automation maintains current product environmental compliance information on its website at rok.auto/pec.

Rockwell Otomasyon Ticaret A.Ş. Kar Plaza İş Merkezi E Blok Kat:6 34752, İçerenköy, İstanbul, Tel: +90 (216) 5698400 EEE Yönetmeliğine Uygundur

Connect with us.    

rockwellautomation.com ————— expanding **human possibility**[™]

AMERICAS: Rockwell Automation, 1201 South Second Street, Milwaukee, WI 53204-2496 USA, Tel: (1) 414.382.2000, Fax: (1) 414.382.4444

EUROPE/MIDDLE EAST/AFRICA: Rockwell Automation NV, Pegasus Park, De Kleetlaan 12a, 1831 Diegem, Belgium, Tel: (32) 2 663 0600, Fax: (32) 2 663 0640

ASIA PACIFIC: Rockwell Automation, Level 14, Core F, Cyberport 3, 100 Cyberport Road, Hong Kong, Tel: (852) 2887 4788, Fax: (852) 2508 1846